

AUTHOR POST-PRINT (PRE-ACCEPTANCE) VERSION

**SUBMITTED TO DEVELOPMENT & PSYCHOPATHOLOGY on 26 June
2017(1st Revision) and 4 October 2017 (2nd Revision).**

**Bidirectional Associations between Body Dissatisfaction and Depressive
Symptoms from Adolescence through Early Adulthood**

Helen Sharpe*, Department of Clinical Psychology, School of Health in Social
Science, University of Edinburgh

Praveetha Patalay, Institute of Psychology, Health and Society, University of
Liverpool

Tse-Hwei Choo, Division of Biostatistics, Department of Psychiatry, Columbia
University

Melanie Wall, Division of Biostatistics, Department of Psychiatry, Columbia
University

Susan M. Mason, Division of Epidemiology and Community Health, School of Public
Health, University of Minnesota

Andrea B. Goldschmidt, Alpert Medical School of Brown University, Weight Control
and Diabetes Research Center/The Miriam Hospital

Dianne Neumark-Sztainer, Division of Epidemiology and Community Health, School
of Public Health, University of Minnesota

* Corresponding author: Helen Sharpe, Department of Clinical Psychology, The University of Edinburgh, Teviot Place, Edinburgh, EH8 9AG, +44 (0)131 6513 949,
helen.sharpe@ed.ac.uk

Acknowledgements: This study was supported by Grant Number R01HL084064 from the National Heart, Lung, and Blood Institute (PI: Dianne Neumark-Sztainer). The content is solely the responsibility of the authors and does not necessarily represent the official views of the National Heart, Lung, and Blood Institute or the National Institutes of Health. Andrea B. Goldschmidt was supported by Grant Number K23-105234 from the National Institute of Diabetes and Digestive and Kidney Diseases.

**Bidirectional Associations between Body Dissatisfaction and Depressive
Symptoms from Adolescence through Early Adulthood**

Abstract

Body dissatisfaction and depressive symptoms are commonly experienced during adolescence and increase the risk of adverse health outcomes, especially eating disorders. However, the dominant temporal associations between these two experiences (i.e. whether one is a risk factor for the other, or the two are mutually reinforcing) has yet to be fully explored. We examined the associations between body dissatisfaction and depressive symptoms assessed at baseline and 5- and 10-year follow up in younger ($m_{\text{age}} = 12.9$ years at baseline, 56% female, $n = 577$) and older adolescent cohorts ($m_{\text{age}} = 15.9$ years at baseline, 57% female, $n = 1325$) assessed as part of Project EAT. Associations between body dissatisfaction and depressive symptoms were examined using cross-lagged models. For females, the dominant directionality was for body dissatisfaction predicting later depressive symptoms. For males, the picture was more complex, with developmentally sensitive associations in which depressive symptoms predicted later body dissatisfaction in early adolescence and early adulthood, but the reverse association was dominant during mid-adolescence. These findings suggest that interventions should be tailored to dynamic risk profiles that shift over adolescence and early adulthood, and that targeting body dissatisfaction at key periods during development may have downstream impacts on depressive symptoms.

Keywords: Body image, internalising symptoms, psychopathology, BMI, cross-lagged

Bidirectional Associations between Body Dissatisfaction and Depressive Symptoms from Adolescence through Early Adulthood

Body dissatisfaction and depressive symptoms both typically develop during adolescence and are notably over-represented in girls compared with boys (Cyranowski, Frank, Young, & Shear, 2000; Neumark-Sztainer, Croll, et al., 2002). Although relatively common (Fergusson, Horwood, Ridder, & Beautrais, 2005; Patalay, Sharpe, & Wolpert, 2015), both body dissatisfaction and depressive symptoms are associated with a general increased risk for lifetime mental health problems, including eating disorders (Jacobi, Hayward, de Zwaan, Kraemer, & Agras, 2004), and for broader health-related outcomes, such as risky sexual behaviours and the development of overweight (Lehrer, Shrier, Gortmaker, & Buka, 2006; Luppino, de Wit, Bouvy, & et al., 2010; Schooler, 2013; Van den Berg & Neumark-Sztainer, 2007). As such, body dissatisfaction and depressive symptoms may represent ideal targets for intervention during adolescence, with the potential to prevent a cascade of physical and mental health problems into adulthood.

Greater depressive symptoms are typically associated with greater body dissatisfaction (Bearman & Stice, 2008; Chen, Guo, Gong, & Xiao, 2015; Neumark-Sztainer, Paxton, Hannan, Haines, & Story, 2006). However, as discussed further below, the temporal (and causal) association between these two experiences – whether one typically leads to the other or vice versa – remains poorly understood. Examining the nature of this association is important because it can inform which symptoms to target during each developmental timeframe in order to exert the strongest preventative effects on later health outcomes.

Several models have been proposed to explain the inter-relationship between body dissatisfaction and depressive symptoms. These have been referred to in earlier work as the ‘body dissatisfaction-driven hypothesis’ and the ‘internalising-driven hypothesis’ (Patalay et

al., 2015). In the body-dissatisfaction-driven hypothesis, body dissatisfaction is hypothesised to be a risk factor for later depressive symptoms, both directly, given that appearance is one facet of broader self-concept, and indirectly, when attempts to manipulate one's appearance through self-control (e.g. dieting behaviours) fails to bring the body in line with unattainable appearance ideas (Stice & Bearman, 2001). This theory is rooted within socio-cultural models of body image and disordered eating (Van den Berg, Thompson, Obremski-Brandon, & Covert, 2002), in which ideals of thinness are communicated by peers, family and the media, and in self-discrepancy theory, in which the disparity between these ideals and the individual's actual body gives rise to body dissatisfaction (e.g., Strauman, Vookles, Berenstein, Chaiken, & Higgins, 1991). In contrast, the internalising-driven hypothesis suggests that depressive symptoms and other internalising symptoms (e.g. anxiety, somatic symptoms) are risk factors for later body dissatisfaction. According to this model, a tendency towards negative self-evaluation comes to be applied to the realm of the body over time (Presnell, Bearman, & Stice, 2004). Of course, the two hypotheses are not mutually exclusive: a third, bi-directional model predicts that body dissatisfaction and depressive symptoms are mutually reinforcing over time, and it may be that the salience of each directionality varies over development and between subgroups (e.g. genders, ethnicities).

Studies examining the association between body dissatisfaction and depression have typically been conducted within the context of investigating either risk factors for body dissatisfaction or risk factors for depressive symptoms. As such, this research has largely focused on analysing these unidirectional models in isolation. There is largely consistent evidence from longitudinal studies that in adolescence body dissatisfaction tends to precede depressive symptoms in girls (Bearman & Stice, 2008; Paxton, Neumark-Sztainer, Hannan, & Eisenberg, 2006), whereas the reverse is true in boys (Presnell et al., 2004; Quick, Eisenberg, Bucchianeri, & Neumark-Sztainer, 2013). One explanation for this gender

disparity is that the appearance pressures on young women may be more pervasive and unattainable (Knauss, Paxton, & Alsaker, 2007). As such, the cycle of body dissatisfaction, striving for an unachievable ideal and resulting depression may be more pertinent for young women compared with young men. However, many standardly used measures of body dissatisfaction are known to be more accurate for women than men (McCabe & Ricciardelli, 2004), and so reliance on these measures may have reduced our capacity to accurately assess the association between body dissatisfaction and depressive symptoms in this group.

One question these unidirectional analyses have not answered is whether there is a consistently more dominant direction of this association, or, indeed, whether a bidirectional, mutually reinforcing relationship exists. To date, to the best of our knowledge, only one study has simultaneously tested the competing pathways between body dissatisfaction and depressive symptoms in a single model. Patalay, Sharpe and Wolpert (Patalay et al., 2015) used cross-lagged models in a sample of 5495 younger children (aged 8-9 years at baseline) and 5981 older children (aged 11-12 years at baseline) assessed over three consecutive years. The study showed that internalising symptoms predicted later body satisfaction for younger girls, younger boys, and older boys; however, for older girls, the reverse relationship (body dissatisfaction to internalising symptoms) was dominant. These findings suggest that as girls move from childhood to adolescence their risk profiles shift with body dissatisfaction emerging as a risk factor at this point. This pattern could reflect a number of broader changes during this period, including physical developments during puberty and the increasing role of peer groups and associated 'peer appearance cultures' that promote unachievable appearance ideals (Jones, Vigfusdottir, & Lee, 2004).

Patalay et al. (2015) provides preliminary evidence for the potentially developmentally sensitive nature of the association between body dissatisfaction and depressive symptoms. In this study, the oldest participants were 14 years at follow up, which

meant that potential shifts in the relationship between these phenomena through late adolescence/early adulthood could not be explored. It is possible that the developmental shift observed in girls in early adolescence may emerge for boys later in adolescence, potentially because of a typically later onset of puberty in boys (Marceau, Ram, Houts, Grimm, & Susman, 2011). Similarly, the transition into early adulthood, often accompanied by substantial changes in life circumstances (moving away from home, increasing financial independence, longer term romantic relationships) (Arnett, 2000) may bring about new or altered risk processes from those present during adolescence. Further work examining these temporal associations across development is therefore warranted.

Moreover, this existing study could not control for potential confounding factors, particularly body mass index (BMI). An increasing trajectory of BMI throughout childhood is predictive of both body dissatisfaction and emotional problems in early adolescence (Kelly, Patalay, Montgomery, & Sacker, 2016). Depressive symptoms may be both an antecedent and a consequence of elevated BMI and body dissatisfaction has a positive linear relationship with BMI in girls and a U-shaped relationship with BMI in boys (i.e., both high and low BMI are associated with increased body dissatisfaction in boys) (Russell-Mayhew, McVey, Bardick, & Ireland, 2012). As such, it is possible that the observed relationship between depressive symptoms and body dissatisfaction is explained by their shared association with BMI.

In light of gaps in this existing work, the current study aims to investigate the relationships between depressive symptoms and body dissatisfaction in two cohorts spanning early adolescence into early adulthood. The research questions are: 1) What is the dominant temporal association between body dissatisfaction and depressive symptoms in adolescents and young adults? And 2) What role does BMI play in these associations? Given the previous work suggesting that these associations vary both across development and between genders

(Patalay et al., 2015), we examine these questions separately by age (comparing a younger and older cohort), as well as by gender. Based on existing literature we anticipate that body dissatisfaction during early adolescence will predict later depressive symptoms in girls, and that this relationship will also be present for boys but that its emergence will be later in adolescence. The lack of existing research in early adulthood precludes specific predictions in the older ages for the current study. We aim to discuss the findings in light of the existing work with younger samples (Patalay et al., 2015), and in doing so, begin to map developmental pathways between depressive symptoms and body dissatisfaction from childhood through to early adulthood. Collectively, this work should help us to appropriately target preventative interventions to developmental stages where intervening in one risk factor may have greatest downstream impacts on other health difficulties.

Methods

Study design and population

Data were drawn from the three waves of Project EAT (Eating Among Teens and Young Adults), a large epidemiological study of socio-environmental, personal, and behavioural determinants of dietary intake and weight status among adolescents and young adults based in the Minneapolis/St. Paul area of Minnesota, USA (Neumark-Sztainer, Story, Hannan, & Croll, 2002). The project includes two independent cohorts that were first assessed in early/middle adolescence (Time 1), and were re-assessed at 5- (Time 2) and 10-year follow-up (Time 3), thus capturing critical time points of physical and psychosocial development, i.e., early adolescence, middle adolescence, and young adulthood.

At Time 1, 4,746 middle school and high school students from 31 public schools completed surveys and anthropometric measures in classrooms during the 1998-1999 academic year. Five years later, at Time 2, these participants were sent paper surveys by mail.

Of the original 4,746 participants, 1,304 (27.5%) were lost to follow-up for various reasons, primarily missing contact information at Time 1 (n=411) and no address found at follow-up (n=712). Finally, at Time 3, participants were sent survey invitations by mail containing a weblink to complete the survey online and also a means to complete the survey on paper if preferred. A total of 2,287 participants completed Time 3 surveys, representing 66.4% of participants who could be contacted (48.2% of the original school-based sample). The majority of participants (86.9%) at Time 3 opted to complete the survey online rather than on paper. Questions on the survey were presented in the same order for all participants. The analytic sample for the current study consisted of the 1,902 participants who provided data at all three time points (see Analysis, below, for discussion of managing missing data). The University of Minnesota's Institutional Review Board Human Subjects Committee approved all protocols used in Project EAT.

Younger cohort

The younger cohort was recruited from middle schools and consisted of 577 participants (251 males, 326 females) with an average age of 12.8 (sd = 0.7 years), 17.2 (sd = 0.6 years) and 23.1 years (sd = 0.7 years) at the three time points, respectively. In this study, we refer to the younger cohort at each time point as being Early Teens, Late Teens and Mid 20s, respectively. The sample consisted of 32.1% White, 24.3% Asian, 24.2% Black, 5.5% Hispanic and 14.0% other ethnic groups (Native American/Mixed/Other). Regarding socioeconomic status (SES), 38.1% were of low SES, 27.9% middle SES and 34.0% high SES (details on the definition of SES used in this study are described below).

Older cohort

The older cohort was recruited from high schools and consisted of 1325 participants (568 males, 757 females) with an average age of 15.9 (sd = 0.8 years), 20.5 (sd = 0.8 years) and 26.2 years (sd = 0.8 years) at the three time points, respectively. In this study we refer to

the older cohort at each time point as being Mid Teens, Early 20s and Late 20s, respectively. In terms of ethnicity, the sample consisted of 54.6% White, 17.4% Asian, 15.8% Black, 5.4% Hispanic and 6.7% other ethnic groups (Native American/Mixed/Other). 36.1% were of low SES, 25.7% of middle SES and 38.1% of high SES.

Measures

Depressive symptoms. Depressive mood was assessed with the six-item Depressive Mood Scale (Kandel & Davies, 1982). The measure includes items about the following symptoms: feeling too tired to do things, having trouble going to or staying asleep, feeling unhappy, sad or depressed, feeling hopeless about the future, feeling nervous or tense, and worrying too much about things. Respondents indicate how much they have been troubled by these symptoms in the last 12 months on a 3-point scale from “not at all” to “very much”, and item responses were summed resulting in higher scores indicating greater depressive symptoms. The two week test-retest reliability of this measure is $r=0.73$ (Larson, Neumark-Sztainer, Story, van den Berg, & Hannan, 2011). This scale has also been shown to have good concurrent validity, correlating with the depressive mood subscale of the Symptom Checklist – 90 and also distinguishing between adolescents referred to a psychiatric clinic who did or did not receive a diagnosis of a major depressive illness (Kandel & Davies, 1982). The internal consistency of this measure ranged from $\alpha=.79 - .80$ for girls and $\alpha=.77 - .83$ for boys.

Body dissatisfaction. Body dissatisfaction was assessed with a modified version of the Body Shape Satisfaction Scale (Pingitore, Spring, & Garfieldt, 1997). Each respondent assessed their satisfaction with 10 different aspects of their body (height, weight, body shape, waist, hips, thighs, stomach, face, body build, shoulders) by responding on a five Likert response scale ranging from “very dissatisfied” to “very satisfied”. This variable was re-

coded such that higher scores reflected greater body dissatisfaction, with scores ranging from 10-50. Principal components analysis conducted at Time 1 and Time 3 revealed a single factor for both male and female participants (variance explained: 59% to 62%). The internal consistency of this measure was $\alpha=.92$ (Time 1), $\alpha=.0.91$ (Time 2) and $\alpha=.90$ (Time 3) for girls and $\alpha= .92$ (Time 1), $\alpha= .93$ (Time 2) and $\alpha=.90$ (Time 3) for boys. The two week test-retest reliability at Time 3 was excellent, $r=0.90$ (Larson et al., 2011). The measure has also demonstrated discriminant, convergent, and predictive validity in both girls and boys in previous work conducted by this group (e.g., Neumark-Sztainer, Wall, et al., 2006; Paxton et al., 2006).

BMI. Participants provided self-reported weight and height, from which BMI was calculated using the standard method (weight in kg/height in m^2). Self-reported weight and height were compared to objective weight and height measured by research staff for all participants at Time 1 and for a subsample of participants at Time 3 ($n = 125$). In both instances, the correlation between self-report and objective measures was very good (Time 1, $r = 0.80 - 0.96$, Time 3, $r = 0.95 - 0.98$) (Himes, Hannan, Wall, & Neumark-Sztainer, 2005).

Demographic control variables. Gender, ethnicity/race, and socio-economic status (SES) were based on Time 1 youth self-report. Ethnicity/race was categorized as White, African American, Asian American, Hispanic, Native American, or mixed/other. Three levels of SES were based on highest educational attainment by either parent. Data on eligibility of public assistance, free/reduced costs school means and parental employment status were used to infer SES if parental education was not available (Neumark-Sztainer, Story, et al., 2002).

Analysis

Cross-lagged path models were estimated in Mplus 7 (Muthén & Muthén, 2012) using multi-group approaches to assess differences between males and females and between the

younger and older cohort. Given the presence of significantly different pathways by gender and age, we present results in each of these four analytic groups: younger girls, younger boys, older girls, older boys. The models accounted for temporal stability within each construct over time and concurrent (i.e., within time) correlations between body dissatisfaction and depressive symptoms at each time point. Most importantly, the models included cross-lagged paths between constructs (i.e. depressive symptoms predicting body dissatisfaction and body dissatisfaction predicting depressive symptoms). The models included both short (i.e., 5 year) and long (i.e., 10 year) cross-lags. These cross-lags allow simultaneous examination of the competing hypotheses, to estimate both amount and direction of effects while controlling for effects in the opposite direction. Hence, the models focus on investigating changes in these constructs over time, rather than absolute levels of depressive symptoms or body dissatisfaction at any age.

To examine the first research question (the dominant temporal association between body dissatisfaction and depressive symptoms), we estimated cross-lagged models with depressive symptoms and body dissatisfaction included in the models and controlling for socio-demographic characteristics (referred to as “simple cross-lagged models”).

Subsequently, to examine the second research question (what role BMI plays in these associations), we ran the same models with the inclusion of time varying BMI, to examine whether the pathways observed were accounted for by BMI. Unadjusted models (i.e. not controlling for socio-demographic characteristics) are included as supplementary materials (Figure S1) for reference.

Attrition and missing data

Of the original 4,746 EAT-I participants, 1,902 (40.1%) had data available at all three time points. Participants with complete follow-up data were more likely to be female, Caucasian, and from a higher socioeconomic category ($p < .05$). Because attrition from the

Time 1 sample did not occur at random, the data were weighted in all analyses using the response propensity method (Little, 1986). Weights were based on the inverse of an individual's response propensity (i.e., the probability of responding to the Time 3 survey) given a large number of predictor variables from the Time 1 survey, estimated using logistic regression. Weights were additionally calibrated so that the weighted total sample sizes used in analyses for each gender cohort accurately reflect the actual observed sample sizes in those groups. The weighting method resulted in estimates representative of the demographic make-up of the original school-based sample, thereby allowing results to be more fully generalizable to the population of young people in the Minneapolis/St. Paul metropolitan area. Specifically, the weighted sample was 48.3% white, 18.5% African American, 19.7% Asian, 5.5% Hispanic, 3.5% Native American, and 4.5% mixed or other race/ethnicity. The sample was well-distributed across the five categories of socioeconomic status: 17.5% low, 19.2% low-middle, 26.3% middle, 23.4% upper-middle, and 13.6% high.

Results

Descriptive statistics

Descriptive statistics for depressive symptoms and body dissatisfaction in the four analytic groups (younger and older, males and females) are shown in Table 1. Females reported both greater body dissatisfaction and greater depressive symptoms than males across all time points. There were small to moderate positive correlations for both females and males between depressive symptoms and body dissatisfaction at each of the time points. For more information, see Table S1. These within-time correlations are accounted for in the models described below.

<insert Table 1 around here>

RQ1: What is the dominant temporal association between body dissatisfaction and depressive symptoms in adolescents and young adults?

Figure 1 shows the results of the simple cross-lagged models, which control for SES and ethnicity, but not BMI. Table S2 provides details the 95% confidence intervals around these estimates. As can be seen in Figure 1, distinct patterns were observed for females and males.

Females. In line with our hypothesis, a consistent pattern was seen for females in which greater body dissatisfaction predicted greater depressive symptoms five years later. The standardised coefficients (see Figure 1) show that the sizes of these effects were all small. In the younger cohort, both five-year cross-lagged pathways (from Early Teens to Late Teens, and from Late Teens to Mid 20s) showed body dissatisfaction predicting later depressive symptoms. A similar pattern was seen in the older cohort, with the pathway from Early 20s to Late 20s being significant and that from Mid Teens to Early 20s being in the same direction although not significant ($p < 0.09$). There were no significant pathways in the opposite direction (depressive symptoms predicting later body dissatisfaction) at any development stage in either cohort. There were also no significant 10-year cross-lagged pathways in either direction (i.e., there were no distal pathways [T1 to T3] once the more proximal pathways [T1 to T2, T2 to T3] had been taken into account).

Males. The models for males gave more complex results (see Figure 1). Here, the body dissatisfaction-driven hypothesis was supported, but not consistently across development. In the younger cohort, there was no significant association between body dissatisfaction and depressive symptoms between Early Teens and Late Teens. However, from Late Teens to Mid 20s, body dissatisfaction emerged as a predictor of later depressive symptoms. This finding was in line with our prediction that associations between body dissatisfaction and later depressive symptoms would emerge later in adolescence in males

compared with females. In the older cohort, body dissatisfaction predicted later depressive symptoms from Mid Teens to Early 20s, but there was no significant association between body dissatisfaction and depressive symptoms from Early 20s to Late 20s. Similarly to the female sample, there were no significant pathways in the opposite direction (depressive symptoms predicting later body dissatisfaction) at any development stage in either cohort, and no significant 10-year cross-lagged pathways. The standardised coefficients (see Figure 1) also show that all significant associations were of a small effect size.

<insert Figure 1 around here>

RQ2: What role does BMI play in these associations?

Figure 2 presents the results of the cross-lagged models when they were adjusted for changes in BMI (in addition to SES and ethnicity). Table S3 provides details the 95% confidence intervals around these estimates. Given the similarity in results between these and the simple cross-lagged models, we focus here on key differences from the simple cross-lagged models.

Females. For females, the same overall picture emerged as when BMI was not included in the model, with body dissatisfaction predicting later depressive symptoms, and none of the cross-lagged pathways in the reverse direction being significant. However, one path did attenuate with BMI adjustment to the point of non-significance: in the younger cohort, body dissatisfaction no longer predicted later depressive symptoms from Late Teens to Mid 20s.

Males. For males, the inclusion of BMI in the model did not change the pathways observed in the simple models, but new pathways also emerged. Specifically, two pathways in the reverse direction – in which depressive symptoms predicted later body dissatisfaction – became significant. These pathways were at different periods of developmental: first, in the

younger cohort, from Early Teens to Late Teens, and again in the older cohort from Early 20s to Late 20s.

<insert Figure 2 about here>

Discussion

This study aimed to explore the dynamic interplay between body dissatisfaction and depressive symptoms across adolescence and early adulthood. Three potential models have been proposed to explain this relationship (Patalay et al., 2015): an internalising-driven model, in which depressive symptoms predict later body dissatisfaction; a body dissatisfaction-driven model, in which body dissatisfaction predicts later depressive symptoms; and a mutually reinforcing model, in which each predicts the other. The results of the current study revealed distinct patterns in the relationship between body dissatisfaction and depressive symptoms, which were gender specific and developmentally dynamic, shifting in strength and direction through adolescence and early adulthood.

In females, the body dissatisfaction-driven pathway was consistently supported, with small associations observed between body dissatisfaction and later depressive symptoms. None of the reverse pathways (depressive symptoms predicting later body dissatisfaction) were significant across any of the time points. The inclusion of BMI in the models in the female sample attenuated the observed relationship between body dissatisfaction in late adolescence and depressive symptoms in early adulthood. This suggests that late adolescence/early adulthood may be a period where changes in BMI play a more important role in changes in both body dissatisfaction and depressive symptoms. Outside of this late adolescent period, the body dissatisfaction-driven model was shown to be independent of changes in BMI.

The dominance of the body dissatisfaction-driven model in young women found here replicates and extends our previous findings (Patalay et al., 2015), in which body dissatisfaction in girls during early adolescence predicted later depressive symptoms. The current findings suggest that this prospective association continues on throughout late adolescence and into early adulthood. This is well-aligned with the large body of uni-directional work that has shown body dissatisfaction to be a risk factor for later depressive symptoms for girls in the adolescent period (e.g. Bearman & Stice, 2008; Ferreiro, Seoane, & Senra, 2011). Collectively, therefore, these studies suggest that after an emergence of body dissatisfaction as a risk factor for depressive symptoms in girls around the age of 11 years, there is then continuity in these risk processes through into early adulthood. This timing is perhaps unsurprising given that girls in early adolescence are typically experiencing a host of developmental challenges, including pubertal changes and a growing dominance of peers (Bradford Brown, 2004; Marceau et al., 2011). It also suggests that targeting body dissatisfaction from early adolescence onwards may have downstream impact on broader depressive psychopathology in young women.

For young men, the relationship between body dissatisfaction and depressive symptoms was somewhat different, appearing to be mutually reinforcing and developmentally dynamic. During the period spanning late adolescence to early adulthood body dissatisfaction predicted later depressive symptoms. In contrast, the reverse relationship was dominant outside of this period, with depressive symptoms predicting later body dissatisfaction both in early adolescence and again later in early adulthood. We should highlight, however, that this was only the case when controlling for BMI. Also, all of the effect sizes were small. Interestingly, in the male model the inclusion of BMI did not attenuate any of the body dissatisfaction-driven pathways. This suggests that relationships between body dissatisfaction and depressive symptoms are not a response to changes in BMI

over this period. However, it should be noted that the U-shaped relationship between BMI and body dissatisfaction in males (McCabe & Ricciardelli, 2004) may mean that these models do not fully capture the potential impact of BMI in this population.

In our previous work (Patalay et al., 2015) the internalising-driven hypothesis was consistently dominant for boys, right from late childhood (ages 8-11 years) through to early adolescence (ages 11-14 years). The presence of the depressive symptoms predicting later body dissatisfaction (at least in the model controlling for BMI) in early adolescence aligns with these original findings, but the rest of the model suggests that the body dissatisfaction-driven model is not exclusive to young women. Indeed, during late adolescence body dissatisfaction predicts later depressive symptoms in boys, suggesting a similar picture to girls although at a slightly delayed onset (i.e, onset by mid-teens rather than early teens). This aspect of the findings supported our hypothesis. This may reflect a tendency in boys to transition through puberty relatively later, with approximately 85% of girls compared with 66% of boys completing puberty by aged 15.5 years (based on pubic hair Tanner stage 5, Marceau et al., 2011). There is some evidence that body dissatisfaction in boys during adolescence is associated with the same type of socio-culture pressures driving body dissatisfaction in girls (e.g., perceived pressure from the media, family and peers), although the strength of these associations tends to be smaller for boys compared with girls (McCabe & Ricciardelli, 2004). There is a relative dearth of work on the development of body dissatisfaction in males, and so future research could help to clarify the potentially gender-specific mechanisms that underpin the current findings.

Strengths and limitations

Notable strengths of this study include the large sample size (particularly in the older cohort) and the long term follow up, which allowed for exploration across cohorts spanning adolescence into early adulthood. The size of this study did preclude the use of gold standard

assessments, such as the use of a clinical interview to assess depressive symptoms and body dissatisfaction, and objective assessments of BMI for all participants. Future work including these gold standard measures could examine whether the current findings are replicated, although the assessment burden associated with this approach would likely be reflected in smaller sample sizes. Similarly, studies with shorter term follow up but more frequent assessment points could complement this work by providing a more fine-grained exploration of how these relationships may vary over adolescent development. Limited sample sizes in individual subgroups prevented us from investigating whether these pathways manifest differently in subgroups of interest, including those who were overweight/obese or from different ethnic/racial backgrounds. Future research, where data permit, would benefit from exploring these relationships in specific subgroups by weight and ethnicity to examine whether this developmental pattern varies by these characteristics. The longitudinal examination of the relationship between depressive symptoms and other aspects of body image, such as muscularity concerns, would also be of interest.

Conclusions

This study suggests that body dissatisfaction and depressive symptoms do not simply tend to co-occur but rather that there are directional associations between the two that vary by gender and over development. With the onset of adolescence, body dissatisfaction in girls tends to be associated with increased depressive symptoms over time. This relationship may partly be explained by changes in BMI. For boys, the picture is more complex, with evidence for both directions of association with differing prominence over development. These findings suggest that interventions need to be tailored to dynamic risk profiles that shift over adolescence and early adulthood. Targeting body dissatisfaction at key points during development (e.g. early teens, and early 20s in females, and mid-late teens in boys) may also

have broader preventative implications, with the potential to have downstream impact on depressive symptoms and consequently overall improved health and well-being.

Table 1

Descriptive statistics for depressive symptoms and body dissatisfaction at Time 1 (baseline), Time 2 (5 year follow up), and Time 3 (10 year follow up) for the younger cohort and older cohort

	Depressive symptoms ¹			Body dissatisfaction ²		
	M (95% CI)			M (95% CI)		
	Time 1	Time 2	Time 3	Time 1	Time 2	Time 3
Younger females (n=326)	10.7 (10.4-11.0)	11.6 (11.2-11.9)	12.0 (11.6-12.0)	28.5 (27.5-29.6)	30.1 (29.0-31.2)	31.3 (30.3-32.4)
Younger males (n=251)	9.3 (9.0-9.7)	10.5 (10.1-10.8)	10.6 (10.2-11.0)	24.0 (22.8-25.3)	26.1 (24.9-27.4)	26.3 (25.1-27.4)
Older females (n=757)	11.2 (11.0-11.4)	11.8 (11.6-12.0)	11.5 (11.2-11.7)	29.7 (29.1-30.4)	29.7 (29.0-30.3)	31.7 (31.0-32.4)
Older males (n=568)	9.8 (9.6-10.1)	10.4 (10.2-10.6)	10.3 (10.1-10.6)	24.3 (23.6-25.0)	25.0 (24.3-25.8)	26.5 (25.8-27.3)

1: Higher scores indicate greater depressive symptoms, possible scale range = 6-18

2: Higher scores indicate greater body dissatisfaction, possible scale range = 10-50

Table S1.

Correlations between depressive symptoms and body dissatisfaction at Time 1 (baseline), Time 2 (5 year follow up), and Time 3 (10 year follow up) for each of the four analytic groups

	Younger females	Younger males	Older females	Older males
Time 1	0.38	0.13	0.29	0.36
Time 2	0.25	0.21	0.32	0.42
Time 3	0.43	0.30	0.34	0.38

Table S2.

Standardised estimates and 95% CI intervals for simple cross lagged models showing the relationship between depressive symptoms (depr) and body dissatisfaction (BD) in males and females (controlling for SES and ethnicity, but not BMI)

		Younger cohort				Older cohort			
		Estimate	SE	Lower 95% CL	Upper 95% CL	Estimate	SE	Lower 95% CL	Upper 95% CL
Females	T3 Depr on T2 BD	0.196	0.083	0.033	0.359	0.133	0.044	0.047	0.219
	T3 Depr on T1 BD	-0.026	0.067	-0.157	0.105	0.025	0.045	-0.063	0.113
	T3 BD on T2 Depr	-0.036	0.075	-0.183	0.111	-0.023	0.042	-0.105	0.059
	T3 BD on T1 Depr	0.069	0.098	-0.123	0.261	0.040	0.041	-0.040	0.120
	T2 Depr on T1 BD	0.174	0.078	0.021	0.327	0.076	0.043	-0.008	0.160
	T2 Depr on T1 BD	0.086	0.079	-0.069	0.241	0.053	0.037	-0.020	0.126
Males	T3 Depr on T2 BD	0.239	0.082	0.078	0.400	0.076	0.050	-0.022	0.174

T3 Depr on T1 BD	-0.059	0.083	-0.222	0.104	0.024	0.052	-0.078	0.126
T3 BD on T2 Depr	-0.100	0.070	-0.237	0.037	0.081	0.045	-0.007	0.169
T3 BD on T1 Depr	0.079	0.084	-0.086	0.244	0.033	0.046	-0.057	0.123
T2 Depr on T1 BD	-0.058	0.085	-0.225	0.109	0.144	0.045	0.056	0.232
T2 BD on T1 Depr	0.147	0.079	-0.008	0.302	0.073	0.045	-0.015	0.161

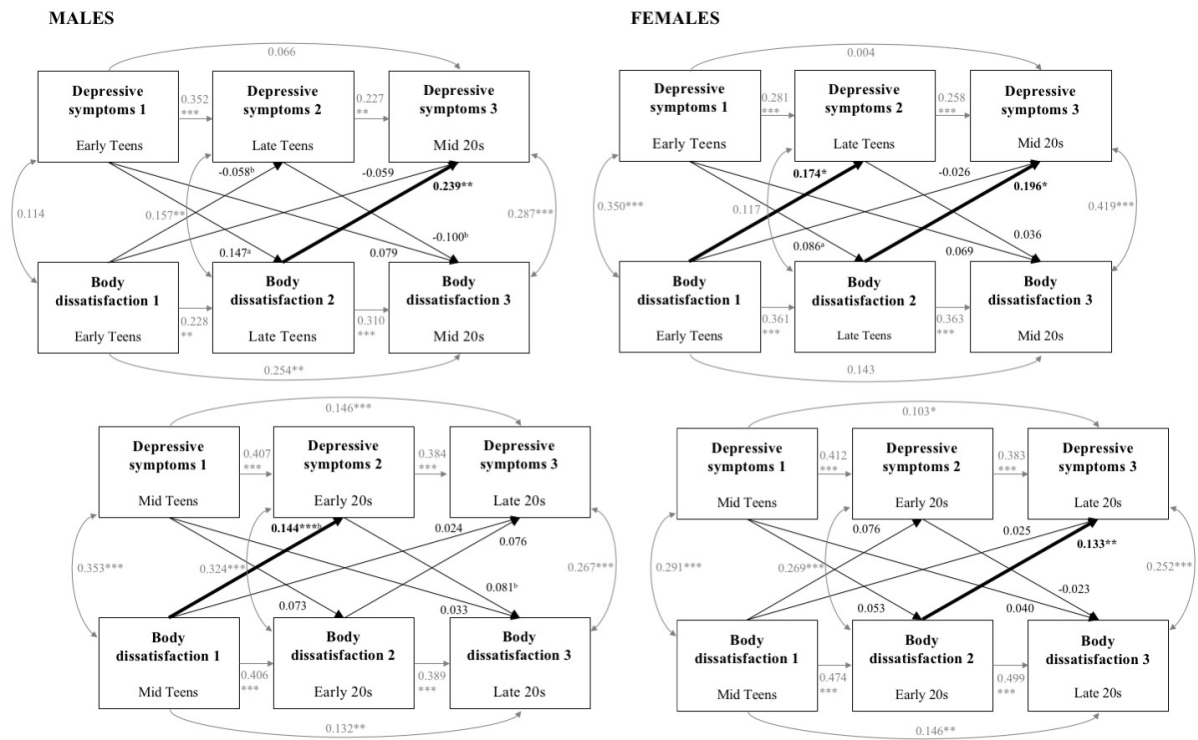
Table S3.

Standardised estimates and 95% CI intervals for cross-lagged models showing the relationship between depressive symptoms (depr) and body dissatisfaction (BD) in males and females (controlling for SES, ethnicity, and time varying BMI)

		Younger cohort				Older cohort			
		Estimate	SE	Lower 95% CL	Upper 95% CL	Estimate	SE	Lower 95% CL	Upper 95% CL
Females	T3 Depr on T2 BD	0.127	0.085	-0.040	0.294	0.135	0.046	0.045	0.225
	T3 Depr on T1 BD	-0.025	0.080	-0.182	0.132	0.009	0.045	-0.079	0.097
	T3 BD on T2 Depr	-0.077	0.068	-0.210	0.056	-0.027	0.043	-0.111	0.057
	T3 BD on T1 Depr	0.102	0.100	-0.094	0.298	0.058	0.042	-0.024	0.140
	T2 Depr on T1 BD	0.198	0.083	0.035	0.361	0.025	0.044	-0.061	0.111
	T2 Depr on T1 BD	0.085	0.098	-0.107	0.277	0.061	0.038	-0.013	0.135
Males	T3 Depr on T2 BD	0.222	0.078	0.069	0.375	0.076	0.054	-0.030	0.182

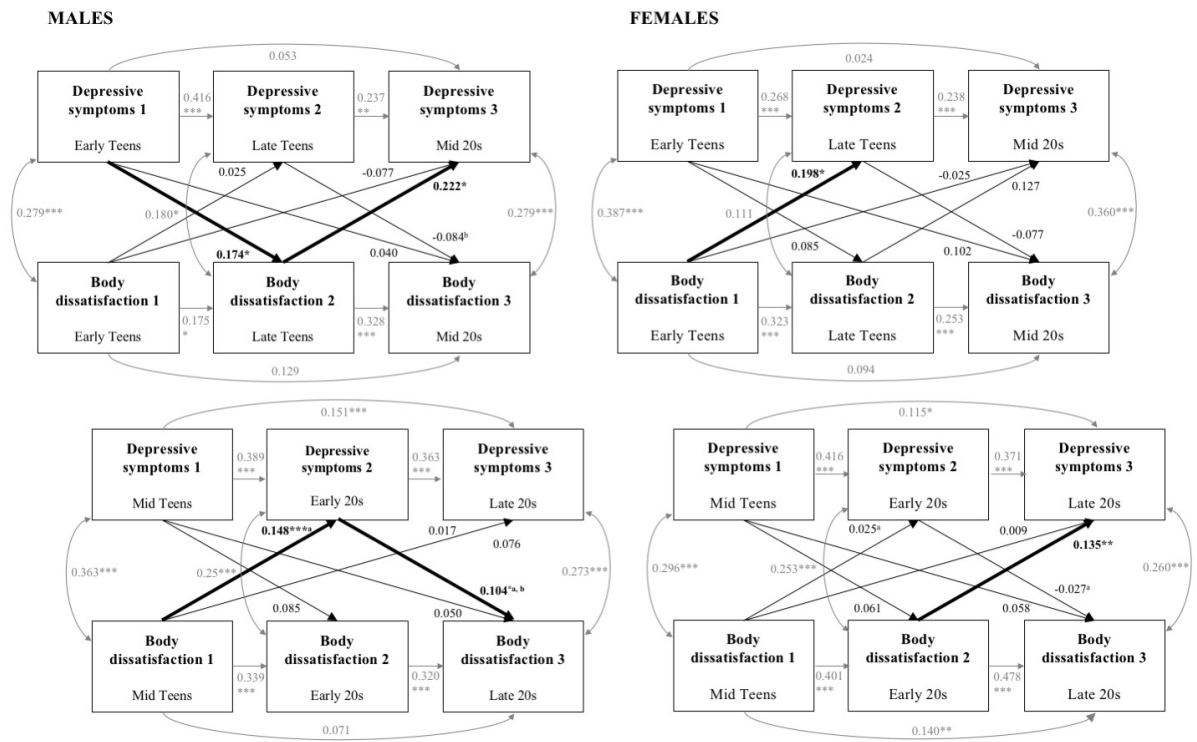
T3 Depr on T1 BD	-0.077	0.093	-0.259	0.105	0.017	0.052	-0.085	0.119
T3 BD on T2 Depr	-0.084	0.076	-0.233	0.065	0.104	0.047	0.012	0.196
T3 BD on T1 Depr	0.040	0.084	-0.125	0.205	0.050	0.045	-0.038	0.138
T2 Depr on T1 BD	0.025	0.064	-0.100	0.150	0.148	0.048	0.054	0.242
T2 BD on T1 Depr	0.174	0.082	0.013	0.335	0.085	0.045	-0.003	0.173

Figure 1. Simple cross-lagged models showing the relationship between depressive symptoms and body dissatisfaction in males and females (controlling for SES and ethnicity, but not BMI)



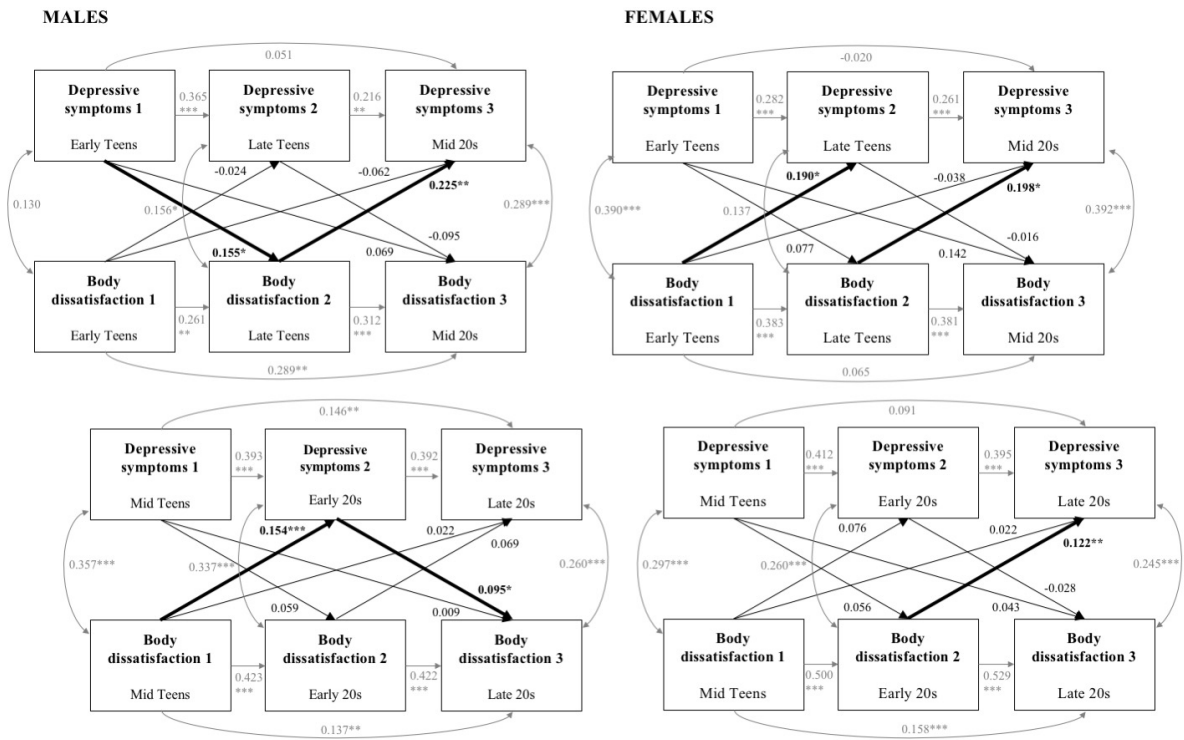
* <0.05, ** < 0.01, *** < 0.001, ^a paths differ significantly between genders, ^b paths differ significantly between older and young cohorts

Figure 2. Cross-lagged models showing the relationship between depressive symptoms and body dissatisfaction in males and females (controlling for SES, ethnicity, and time varying BMI)



* <0.05, ** < 0.01, *** < 0.001, ^a paths differ significantly between genders, ^b paths differ significantly between older and young cohorts

Figure S1. Unadjusted cross-lagged models showing the relationship between depressive symptoms and body dissatisfaction in males and females.



* <0.05, ** < 0.01, *** < 0.001

References

- Arnett, J. J. (2000). Emerging adulthood: A theory of development from the late teens through the twenties. *American Psychologist*, *55*(5), 469. doi:10.1037/0003-066X.55.5.469
- Bearman, S. K., & Stice, E. (2008). Testing a gender additive model: The role of body image in adolescent depression. *Journal of Abnormal Child Psychology*, *36*(8), 1251-1263. doi:10.1007/s10802-008-9248-2
- Bradford Brown, B. (2004). Adolescents' Relationships with Peers. In R. M. Lerner & L. Steinberg (Eds.), *Handbook of Adolescent Psychology* (2nd ed.). New Jersey: John Wiley & Sons.
- Chen, G., Guo, G., Gong, J., & Xiao, S. (2015). The Association Between Body Dissatisfaction and Depression: An Examination of the Moderating Effects of Gender, Age, and Weight Status in a Sample of Chinese Adolescents. *Journal of Psychologists and Counsellors in Schools*, *25*(02), 245-260. doi:10.1017/jgc.2015.6
- Cyranowski, J. M., Frank, E., Young, E., & Shear, M. K. (2000). Adolescent onset of the gender difference in lifetime rates of major depression: a theoretical model. *Archives of General Psychiatry*, *57*(1), 21. doi:10.1001/archpsyc.57.1.21
- Fergusson, D. M., Horwood, L. J., Ridder, E. M., & Beautrais, A. L. (2005). Subthreshold depression in adolescence and mental health outcomes in adulthood. *Archives of General Psychiatry*, *62*(1), 66-72. doi:10.1001/archpsyc.62.1.66
- Ferreiro, F., Seoane, G., & Senra, C. (2011). A prospective study of risk factors for the development of depression and disordered eating in adolescents. *Journal of Clinical Child and Adolescent Psychology*, *40*(3), 500-505. doi:10.1080/15374416.2011.563465

- Himes, J. H., Hannan, P., Wall, M., & Neumark-Sztainer, D. (2005). Factors associated with errors in self-reports of stature, weight, and body mass index in Minnesota adolescents. *Annals of Epidemiology, 15*(4), 272-278.
doi:10.1016/j.annepidem.2004.08.010
- Jacobi, C., Hayward, C., de Zwaan, M., Kraemer, H. C., & Agras, W. S. (2004). Coming to terms with risk factors for eating disorders: application of risk terminology and suggestions for a general taxonomy. *Psychological Bulletin, 130*(1), 19-65.
doi:10.1037/0033-2909.130.1.19
- Jones, D. C., Vigfusdottir, T. H., & Lee, Y. (2004). Body image and the appearance culture among adolescent girls and boys. *Journal of Adolescent Research, 19*(3), 323-339.
doi:10.1177/0743558403258847
- Kandel, D. B., & Davies, M. (1982). Epidemiology of depressive mood in adolescents: an empirical study. *Archives of General Psychiatry, 39*(10), 1205-1212.
doi:10.1001/archpsyc.1982.04290100065011
- Kelly, Y., Patalay, P., Montgomery, S., & Sacker, A. (2016). BMI development and early adolescent psychosocial well-being: UK Millennium Cohort Study. *Pediatrics, 138*(6), e20160967. doi:10.1542/peds.2016-0967
- Knauss, C., Paxton, S. J., & Alsaker, F. D. (2007). Relationships amongst body dissatisfaction, internalisation of the media body ideal and perceived pressure from media in adolescent girls and boys. *Body Image, 4*(4), 353-360.
doi:10.1016/j.bodyim.2007.06.007
- Larson, N., Neumark-Sztainer, D., Story, M., van den Berg, P., & Hannan, P. J. (2011). Identifying correlates of young adults' weight behavior: Survey development. *American Journal of Health Behavior, 35*(6), 712-725. doi:10.5993/AJHB.35.6.7

- Lehrer, J. A., Shrier, L. A., Gortmaker, S., & Buka, S. (2006). Depressive symptoms as a longitudinal predictor of sexual risk behaviors among US middle and high school students. *Pediatrics*, *118*(1), 189-200. doi:10.1542/peds.2005-1320
- Little, R. J. A. (1986). Survey nonresponse adjustments for estimates of means. *International Statistical Review*, *54*(2), 139-157. doi:www.jstor.org/stable/1403140
- Luppino, F. S., de Wit, L. M., Bouvy, P. F., & et al. (2010). Overweight, obesity, and depression: A systematic review and meta-analysis of longitudinal studies. *Archives of General Psychiatry*, *67*(3), 220-229. doi:10.1001/archgenpsychiatry.2010.2
- Marceau, K., Ram, N., Houts, R. M., Grimm, K. J., & Susman, E. J. (2011). Individual differences in boys' and girls' timing and tempo of puberty: Modeling development with nonlinear growth models. *Developmental Psychology*, *47*(5), 1389-1409. doi:10.1037/a0023838
- McCabe, M. P., & Ricciardelli, L. A. (2004). Body image dissatisfaction among males across the lifespan: A review of past literature. *Journal of Psychosomatic Research*, *56*(6), 675-685. doi:10.1016/S0022-3999(03)00129-6
- Muthén, L. K., & Muthén, B. O. (2012). *Mplus User's Guide* (Seventh Edition ed.). Los Angeles, CA: Muthén & Muthén.
- Neumark-Sztainer, D., Croll, J., Story, M., Hannan, P. J., French, S. A., & Perry, C. (2002). Ethnic/racial differences in weight-related concerns and behaviors among adolescent girls and boys: Findings from Project EAT. *Journal of Psychosomatic Research*, *53*(5), 963-974. doi:10.1016/S0022-3999(02)00486-5
- Neumark-Sztainer, D., Paxton, S. J., Hannan, P. J., Haines, J., & Story, M. (2006). Does body satisfaction matter? Five-year longitudinal associations between body satisfaction and health behaviors in adolescent females and males. *Journal of Adolescent Health*, *39*(2), 244-251. doi:10.1016/j.jadohealth.2005.12.001

- Neumark-Sztainer, D., Story, M., Hannan, P. J., & Croll, J. (2002). Overweight status and eating patterns among adolescents: where do youths stand in comparison with the healthy people 2010 objectives? *American Journal of Public Health, 92*(5), 844-851. doi:10.2105/AJPH.92.5.844
- Neumark-Sztainer, D., Wall, M., Guo, J., Story, M., Haines, J., & Eisenberg, M. (2006). Obesity, disordered eating, and eating disorders in a longitudinal study of adolescents: how do dieters fare 5 years later? *Journal of the American Dietetic Association, 106*(4), 559. doi:10.1016/j.jada.2006.01.003
- Patalay, P., Sharpe, H., & Wolpert, M. (2015). Internalising symptoms and body dissatisfaction: untangling temporal precedence using cross-lagged models in two cohorts. *Journal of Child Psychology and Psychiatry, 56*(11), 1223-1230. doi:10.1111/jcpp.12415
- Paxton, S. J., Neumark-Sztainer, D., Hannan, P. J., & Eisenberg, M. E. (2006). Body dissatisfaction prospectively predicts depressive mood and low self-esteem in adolescent girls and boys. *Journal of Clinical Child and Adolescent Psychology, 35*(4), 539-549. doi:10.1207/s15374424jccp3504_5
- Pingitore, R., Spring, B., & Garfieldt, D. (1997). Gender differences in body satisfaction. *Obesity Research, 5*(5), 402-409. doi:10.1002/j.1550-8528.1997.tb00662.x
- Presnell, K., Bearman, S. K., & Stice, E. (2004). Risk factors for body dissatisfaction in adolescent boys and girls: A prospective study. *International Journal of Eating Disorders, 36*(4), 389-401. doi:10.1002/eat.20045
- Quick, V., Eisenberg, M. E., Bucchianeri, M. M., & Neumark-Sztainer, D. (2013). Prospective predictors of body dissatisfaction in young adults: 10-year longitudinal findings. *Emerging Adulthood, 1*(4), 271-282. doi:10.1177/2167696813485738

- Russell-Mayhew, S., McVey, G., Bardick, A., & Ireland, A. (2012). Mental health, wellness, and childhood overweight/obesity. *Journal of Obesity, 2012*.
doi:10.1155/2012/281801
- Schooler, D. (2013). Early adolescent body image predicts subsequent condom use behavior among girls. *Sexuality Research and Social Policy, 10*(1), 52-61. doi:10.1007/s13178-012-0099-9
- Stice, E., & Bearman, S. K. (2001). Body-image and eating disturbances prospectively predict increases in depressive symptoms in adolescent girls: a growth curve analysis. *Developmental Psychology, 37*(5), 597. doi:10.1037/0012-1649.37.5.597
- Strauman, T. J., Vookles, J., Berenstein, V., Chaiken, S., & Higgins, E. T. (1991). Self-discrepancies and vulnerability to body dissatisfaction and disordered eating. *Journal of Personality and Social Psychology, 61*(6), 946. doi:10.1037/0022-3514.61.6.946
- Van den Berg, P., & Neumark-Sztainer, D. (2007). Fat 'n happy 5 years later: Is it bad for overweight girls to like their bodies? *Journal of Adolescent Health, 41*(4), 415-417.
doi:10.1016/j.jadohealth.2007.06.001
- Van den Berg, P., Thompson, J. K., Obremski-Brandon, K., & Covert, M. (2002). The Tripartite Influence model of body image and eating disturbance A covariance structure modeling investigation testing the mediational role of appearance comparison. *Journal of Psychosomatic Research, 53*(5), 1007-1020.
doi:10.1016/S0022-3999(02)00499-3