



Behavioral Ecology (2019), XX(XX), 1–8. doi:10.1093/beheco/arz176

Original Article

# Does meiotic drive alter male mate preference?

Sam Ronan Finnegan,<sup>a,b,◊</sup> Leslie Nitsche,<sup>a</sup> Matteo Mondani,<sup>a</sup> M. Florencia Camus,<sup>a,◊</sup> Kevin Fowler,<sup>a,◊</sup> and Andrew Pomiankowski<sup>a,c,◊</sup>

<sup>a</sup>Department of Genetics, Evolution and Environment, University College London, Gower Street, London WC1E 6BT, UK

<sup>b</sup>NERC Biomolecular Analysis Facility, Department of Animal and Plant Sciences, University of Sheffield, Western Bank, Sheffield S10 2TN, UK

<sup>c</sup>CoMPLEX, University College London, Gower Street, London WC1E 6BT, UK

Received 21 May 2019; revised 4 September 2019; editorial decision 9 September 2019; accepted 23 September 2019.

Male mate preferences have been demonstrated across a range of species, including the Malaysian stalk-eyed fly, *Teleopsis dalmanni*. This species is subject to sex-ratio (SR), an X-linked male meiotic driver, which causes the dysfunction of Y-sperm and the production of all-female broods. While there has been work considering female avoidance of meiotic drive males, the mating decisions of drive-bearing males have not been considered previously. Drive males may be less able to bear the cost of choice as SR is associated with a low-frequency inversion that causes reduced organismal fitness. Drive males may also experience weaker selection for preference maintenance if they are avoided by females. Using binary choice trials, across two experiments, we confirmed male preference for large (fecund) females but found no evidence that the strength of male preference differs between drive and standard males. We showed that large eyespan males displayed strong preference for large females, whereas small eyespan males showed no preference. Taken together, these results suggest that, even though meiotic drive is associated with lower genetic quality, it does not directly interfere with male mate preference among available females. However, as drive males tend to have smaller eyespan (albeit only ~5% on average), this will to a minor extent weaken their strength of preference.

**Key words:** condition-dependent, male mate preference, mate choice, meiotic drive, sexual selection, stalk-eyed fly.

## INTRODUCTION

Despite a historical narrative of indiscriminate males attempting to mate with choosy females (Bateman 1948), male mate preference is a widespread phenomenon (Bonduriansky 2001; Edward and Chapman 2011). It has even been observed in diverse lekking species, where males only provide sperm, including flies (Shelly et al. 2012), birds (Saether et al. 2001), and fish (Werner and Lotem 2003). Several conditions have been identified for selection to favor the evolution of male mate preference (Bonduriansky 2001). The first is that mating must be costly or it would not pay males to be choosy (Bonduriansky 2001). Costs may arise if sampling of females leads to higher predation risk, greater disease transmission, or simply requires more time (Parker 1983; Pomiankowski 1987). There are also opportunistic costs to males because the duration of a mating inevitably reduces the time available to search for and mate with other females (Bonduriansky 2001). In addition, sperm production is costly (Dewsbury 1982) and limits the mating

capacity of individual males. So, males need to allocate their ejaculate strategically among females, a form of cryptic male preference (Wedell et al. 2002). On the other hand, there must be variation in female quality so that male choice among females yields a benefit (Parker 1983). An obvious benefit for males arises from variation in female fecundity (Bonduriansky 2001) generated by current or future egg production, female age, and mating status (e.g., virgin vs. mated, time since last mating, and degree of sperm competition). Also, females may vary in genetic quality or genetic compatibility. Overall, to promote the evolution of male mate preference, the costs of assessing potential mates should be low enough that they do not outweigh the benefits of preference (Nakahashi 2008) as with the evolution of female preference (Pomiankowski 1987).

The Malaysian stalk-eyed fly, *Teleopsis dalmanni*, fulfills these general conditions for the evolution of male mate preference. In the wild, male stalk-eyed flies establish lek sites at dusk, which attract females. Most mating occurs in a short period (~20–30 min) at dawn the next day (Burkhardt and de la Motte 1985; Chapman et al. 2005). The majority of leks contain a single male with an average of two females (range 1–7; Cotton et al. 2010), providing

Address correspondence to: A. Pomiankowski. E-mail: [ucbhpom@ucl.ac.uk](mailto:ucbhpom@ucl.ac.uk)

males with the opportunity to mate selectively. The direct cost of male preference is likely to be small as a male can easily compare females that settle on his lek. In addition, in the dawn period, there is typically no competition for mating as only the harem male mates. However, there may be costs related to the mating rate. Mating is associated with a temporary reduction in accessory gland size, and these organs do not recover to pre-mating size for around 24 h (Rogers et al. 2005). In a study of the correlates of mating frequency, the majority of males (76.1%) presented with six females were unable to mate with all of them within an hour (Rogers et al. 2005), considerably longer than the early morning period of mating in the field (Cotton et al. 2010). These data suggest that males suffer limits to their daily mating capacity, which probably extends across days. In addition, females are observed to fly off leks during the dawn period, whether they have mated or not (Pomiankowski A, personal observation). A male preoccupied mating with one female loses the opportunity to mate with others. Males are likely to benefit from exercising mate preference because females vary in fecundity. In the wild and the laboratory, female fecundity is positively correlated with body size and nutritional status (David et al. 1998; Cotton et al. 2010, 2015). Female eyespan is a likely target trait for male preference. In field samples, female eyespan is predictive of fecundity even after controlling for body size, with which it strongly covaries (Cotton et al. 2010). Indeed, male mate preference for large eyespan and high fecundity has been reported in this species under both laboratory and field conditions (Cotton et al. 2015). Together, this evidence suggests that females vary in reproductive quality in ways that will affect male fitness and the costs of male preference are unlikely to outweigh the potential benefits.

Here, we investigate the effect of *sex-ratio* (SR), X-linked meiotic drive, on male mate preference in *T. dalmanni*. SR systems are common in flies, causing male carriers to produce female-biased broods (Jaenike 2001; Lindholm et al. 2016). In stalk-eyed flies, the SR chromosome ( $X^{SR}$ ) exists at moderate frequencies: ~20% (Wilkinson et al. 2003; Cotton et al. 2014; Paczolt et al. 2017). The gene(s) controlling meiotic drive is located in a large paracentric inversion covering most of the  $X^{SR}$  chromosome (Johns et al. 2005; Paczolt et al. 2017). Low-frequency inversions are associated with reduced recombination rates and are subject to weaker natural selection and the accumulation of deleterious mutations (Hoffmann and Rieseberg 2008; Kirkpatrick 2010). In several drive systems, this results in reduced viability (Curtsinger and Feldman 1980; Beckenbach 1996; Larracuente and Presgraves 2012; Sutter and Lindholm 2015). Reinhardt et al. (2014) showed that there are almost a thousand fixed differences between SR and ST (the wildtype X chromosome) X-linked genes in *T. dalmanni*, but only 11 for autosomal genes, consistent with mutation accumulation on  $X^{SR}$ . There is some evidence for reduced genetic quality of SR. Males and females carrying the  $X^{SR}$  chromosome have reduced egg-to-adult viability (Finnegan et al. 2019b), even though adult longevity is not affected (Wilkinson et al. 2006). In addition, SR males have repeatedly been shown to have reduced eyespan both in laboratory (Wilkinson et al. 1998; Johns et al. 2005; Meade et al. 2019b) and wild populations (Cotton et al. 2014). This association probably arises because male eyespan is highly condition dependent and reflects environmental (David et al. 1998; Cotton et al. 2004) and genetic quality (David et al. 2000; Bellamy et al. 2013).

Previous work has not investigated whether meiotic drive affects sexual preference. The X chromosome is likely to be a favorable

location for the evolution of preference genes (Kirkpatrick and Hall 2004) and there is some evidence that sex-linked preferences are common (Muralidhar 2019). In *T. dalmanni*, differences in mate preference between SR and ST bearers are expected to be influenced by X-linked factors because they do not differ in autosome content. A number of arguments lead to the prediction that SR males will show weaker mate preference than ST males. Female mate preferences are often costly condition-dependent traits, with the highest quality females showing the strongest preference for the most attractive males (Cotton et al. 2006). For example, female three-spined sticklebacks (*Gasterosteus aculeatus*) from high condition families display strong preference for male red throat coloration, whereas females from low condition families do not (Bakker et al. 1999). In *T. dalmanni*, if male mate preference is costly, low-condition SR males may be less able to bear this cost, leading to weaker SR male preferences for high-value females (Howie and Pomiankowski 2018). A more direct association may arise due to linkage of preference alleles to the  $X^{SR}$  inversion. Given greater mutational decay on the  $X^{SR}$  chromosome, SR males would be expected to display weaker preferences for high-quality females. A third possibility arises from the association of SR with reduced male eyespan. Theoretical work suggests that visual perception improves as eyespan increases (Burkhardt and de la Motte 1983). Small eyespan may limit the ability of males to discriminate among females. Mate preference in female stalk-eyed flies shows an association between eyespan and visual discrimination (Hingle et al. 2001a), and this may well extend to males. A final possibility is that, because females prefer to roost and mate with males of large eyespan (Wilkinson and Reillo 1994; Wilkinson and Dodson 1997; Hingle et al. 2001a; Cotton et al. 2010), SR males on average attract fewer females to their leks. This could result in weaker selection for mate preference among SR males if they have less opportunity for choice. A potential example is the two-spotted goby, *Gobiusculus flavescens*, where large attractive males prefer to mate with colorful females, but small less attractive males express no preference, despite equal courtship effort (Amundsen and Forsgren 2003).

To assay male mate preference, we used simple binary choice trials (Cotton et al. 2015) to measure the strength of male mate preference in stalk-eyed flies. In two experiments, SR and ST males were presented with two females, one large and one small, and allowed to mate freely during a short time period. Two females is the mean number observed in the wild on male–female leks (Cotton et al. 2010). The design aimed to mimic, under controlled conditions, the sex ratio and time-frame under which male preference is expressed in the wild. In the first experiment, focal male eyespan was constrained to lie within a narrow range of trait values to test whether the genotypic differences between SR and ST males cause differences in mating behavior independent of male eyespan. In the second experiment, focal male eyespan was unconstrained and drawn from its natural distribution to determine the direct effect of eyespan and its association with genotype (SR and ST) on mate preference.

## METHODS

### Source populations

A stock population was obtained from Ulu Gombak in Malaysia (3°19'N 101°45'E) in 2005 (by Sam Cotton and A.P.). It is maintained at 25°C on a 12:12 hour light:dark cycle at high population

density. This population's males are only standard (i.e., wildtype), and it is designated the ST stock as it does not contain individuals carrying the  $X^{SR}$  drive chromosome.

In 2012, a further collection was made of male flies from the same location (by Alison Cotton and Sam Cotton) and used to create an SR stock population that maintains the  $X^{SR}$  chromosome, following a standard protocol (Presgraves et al. 1997; Meade et al. 2019a). Briefly, individual males from the SR population are housed with three ST stock females and mate freely. Their offspring sex ratio is scored. Males siring female-biased broods (>90% female offspring and >15 total offspring) are designated SR ( $X^{SR}/Y$ ), and their female progeny are, therefore, carriers of the SR chromosome ( $X^{SR}/X^{ST}$ ). Progeny from other males, which are likely to be ST, are discarded. The resulting heterozygous females are then mated with ST stock males ( $X^{ST}/Y$ ), producing SR ( $X^{SR}/Y$ ) and ST ( $X^{ST}/Y$ ) males in an expected 1:1 ratio. These males are crossed to three ST stock females, and the process is repeated (i.e., keeping the progeny of  $X^{SR}/Y$  males and discarding those of  $X^{ST}/Y$  males). The regular crossing with ST stock males and females homogenizes the autosomes, Y chromosome, wildtype ST chromosome, and mitochondrial genes across the two stock populations. In other respects, the SR and ST stocks were kept under similar conditions.

## Experimental flies

Experimental males were collected from egg-lays, a petri dish containing moistened cotton wool and ~15g pureed sweetcorn, placed into SR stock cages. The petri dishes were removed after 3 days and, subsequently, the eclosed adults were collected after 3–4 weeks. Eyespan was measured as the distance between the outermost edges of the eye bulbs (Cotton et al. 2004) using ImageJ (v1.5.0). In the first experiment, males were standardized to a narrow range of eyespan (7.5–8.5 mm) to minimize any potential effect of variation in male eyespan on female behavior. Males were housed in large cages (35 × 22 × 20 cm) with a similar number of stock females for them to mate at a normal rate prior to the mating assay. Experimental females were collected from the ST stock population and their eyespan measured. Females used in the experiment were defined as large (eyespan ≥5.8 mm) or small (eyespan ≤5.4 mm) following Rogers et al. (2006) and Cotton et al. (2015). Intermediate size females were discarded. Large adult females were fed high-quality food consisting of 100% pureed corn. Small adult females were fed low-quality food consisting of 20% pureed corn and 80% sugar solution (25% sugar w/v) with the addition of an indigestible bulking agent (3% carboxymethylcellulose w/v) to make the viscosity similar to that of the high-quality food (Rogers et al. 2008; Cotton et al. 2015). The two diets were used to amplify differences in fecundity between the size classes of experimental female (Cotton et al. 2015). Previous work with more extreme dietary differences shows that diet does not affect the rate of female mating (Hingle et al. 2001b). The two classes of female were housed with stock males to allow them to mate at a normal rate.

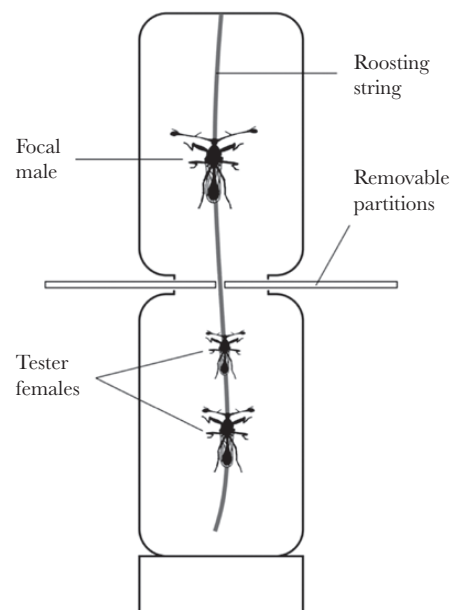
In the second experiment, males were reared from egg-lays collected from SR stock cages with variable amounts of corn (between 1.5 and 15 g) to generate size variation in eyespan and thorax. Otherwise the procedures used were similar to the first experiment. One exception was that both types of female, large and small, were fed the same high-quality food as adults. This ensured that the assays of male preference were independent of any differences in fecundity brought about by dietary manipulation.

## Male mating assays

Male flies were presented with a choice of large and small females in mating chambers (Figure 1; Cotton et al. 2015). Mating chambers were set up in the afternoon prior to each assay. Males were placed in the top compartment, with one large and one small female placed in the bottom compartment. Interactions between males and females were prevented during this period by a cardboard partition placed between the compartments. At dawn on the assay day, the partition was removed and the mating chambers were observed for 30 min. The number of copulations with each size class and the order of mating were recorded. A successful copulation was defined as intromission lasting more than 30 s as copulations shorter than this duration do not result in spermatophore transfer (Rogers et al. 2006). Males that attempted to mate but were unsuccessful were presented with a different set of one large and one small female and observed for an additional 30 min. After completion of the assay, focal males were frozen and stored in ethanol. Females were isolated in individual 500-mL pots for 2 days before being returned to population cages, ensuring that no females were used in assays on consecutive days.

## Genotyping

The experimenters were blind to the genotype of experimental males as this was inferred post hoc by genotyping. DNA was extracted using a standard protocol (see Supplementary Methods) and two markers were used to distinguish SR and ST males. Microsatellite *ms395* has a bimodal distribution where large (>218 bp) alleles are strongly associated with SR (Johns et al. 2005; Cotton et al. 2014; Paczolt et al. 2017; Meade et al. 2019a). *Comp162710* is an indel marker with a small allele (201 bp) found in



**Figure 1**

Mating chamber used for male mate preference assay. A single male of unknown genotype was placed in the top compartment, with two tester females (one large and one small) in the bottom compartment. Males and females were kept separate by a removable partition until testing commenced. A string, resembling a rootlet, runs the length of the chamber, to provide a roosting site. Reproduced with permission from Cotton et al. (2015).

SR males and a large allele (286 bp) found in ST males (Wilkinson GS, personal communication), which has been used previously as an SR marker (Meade et al. 2019a). Males with large *ms395* alleles and small *comp162710* alleles were classed as SR. Where markers gave conflicting signals, genotype was assigned on the basis of *comp162710* allele size.

### Statistical analysis—genotype and male preference

All statistical analyses were carried out in R (R Core Team 2016). Model outputs are reported in the [Supplementary Information](#). In the first experiment, we analyzed the effect of genotype on the number of copulations with each size class of female using logistic regression, weighted by the total number of copulations carried out by each male, with a quasibinomial error structure to account for overdispersion. The intercept term in this model determines whether males show preference for either size class of females. The data were also split by genotype and the same model was run to determine if SR and ST males preferred large females. For comparison with earlier work (Cotton et al. 2015), mate preference for each individual male was assessed using an index based on the proportion of total copulations with the large female,  $\text{Pref} = (C_L - C_S) / (C_L + C_S)$ , where  $C_L$  and  $C_S$  are the number of copulations with the large and small females, respectively. Preference values range  $\pm 1$  and are symmetric about 0. For an individual male, a value  $> 0$  indicates preference for large females, and  $< 0$  indicates preference for small females. Preference in each consecutive mating was assessed using binomial tests on the number of copulations with large and small females, on the pooled data set, and SR and ST males separately. The effect of genotype on the number of copulations with large and small females was analyzed for each consecutive mating using generalized linear models (GLMs) with quasibinomial error distributions.

### Statistical analysis—eyespan and male preference

The second experiment allowed us to consider whether male eyespan had an effect on mating preference and its interaction with male genotype. First, the effects of male eyespan, genotype, and their interaction were modeled for the number of copulations with each size class of female in a generalized linear model, weighted by the total number of copulations carried out by each male, with a quasibinomial error structure. Then, males were split into three eyespan categories: small (eyespan  $< 6.0$  mm), medium (eyespan 6.0–7.5 mm), and large (eyespan  $> 7.5$  mm). The effect of eyespan category, genotype, and their interaction on the number of copulations with each size class of female was analyzed in a generalized linear model with a quasibinomial error distribution. The difference in mean preferences of each size group was assessed using the *glt* function of the *multcomp* package in R. The effect of genotype on thorax length and eyespan was analyzed in a linear model. Other tests were carried out as in the first experiment.

### Statistical analysis—mating frequency

The effect of genotype on mating frequency in the first experiment was reported previously (Meade et al. 2019b). Here, we combined data across both experiments to examine how the total number of matings by each male was affected by genotype in generalized linear models with Poisson error distribution. We then analyzed the

effect of eyespan on mating frequency using data from the second experiment, in which there was variation in male eyespan.

## RESULTS

### Genotype and male preference

In the first experiment, males showed a preference for large females when genotypes were pooled (Pref mean  $\pm$  standard error [SE] =  $0.3637 \pm 0.056$ ;  $t = 6.287$ ,  $P < 0.0001$ ,  $n = 162$ ). Males preferred large females in their first (Pref mean  $\pm$  SE =  $0.4321 \pm 0.0711$ ,  $P < 0.0001$ ,  $n = 162$ ), second (Pref mean  $\pm$  SE =  $0.3030 \pm 0.0832$ ,  $P = 0.0006$ ,  $n = 132$ ), and third mating (Pref mean  $\pm$  SE =  $0.4257 \pm 0.0904$ ,  $P < 0.0001$ ,  $n = 101$ ). For subsequent matings, there was no male preference for large females, in large part reflecting the reduced sample size (fourth mating: Pref mean  $\pm$  SE =  $0.1803 \pm 0.1269$ ,  $n = 61$ ,  $P = 0.2000$ ; fifth mating: Pref mean  $\pm$  SE =  $0.2593 \pm 0.1894$ ,  $n = 27$ ,  $P = 0.2478$ ).

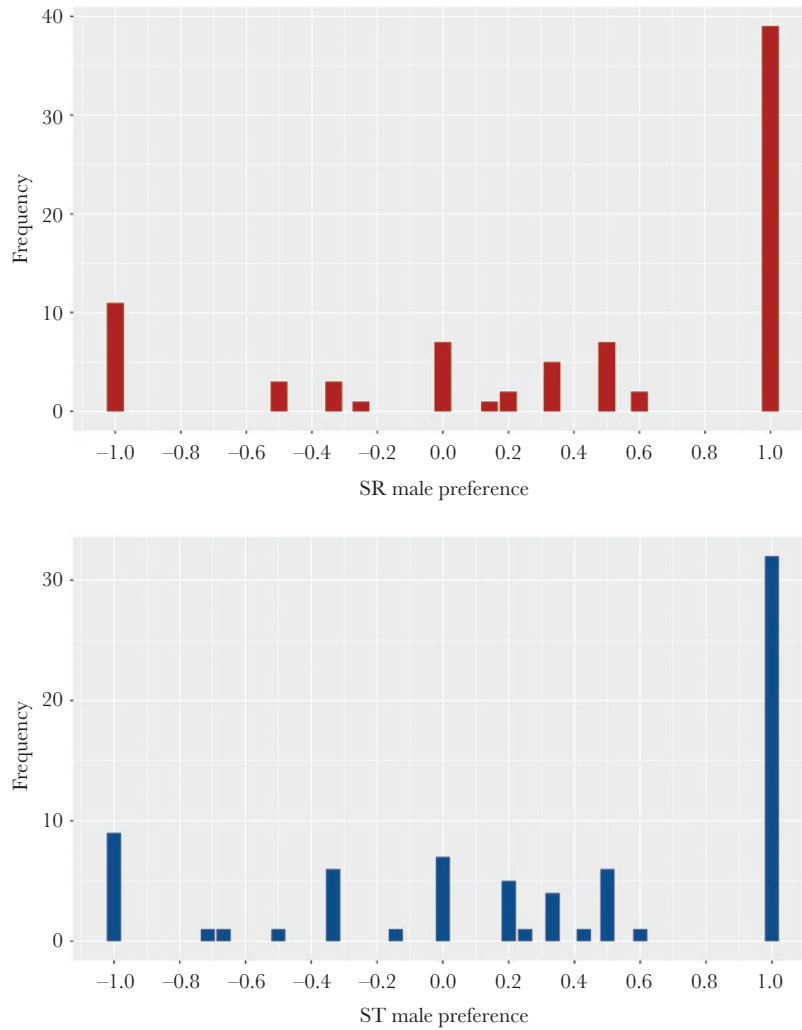
The preference of SR and ST males did not differ from each other (GLM:  $t = 0.150$ ,  $P = 0.8808$ ,  $n = 157$ ). Preference was for large eyespan females in both SR (Pref mean  $\pm$  SE =  $0.3970 \pm 0.080$ ,  $t = 4.959$ ,  $P < 0.0001$ ,  $n = 81$ ) and ST males (Pref mean  $\pm$  SE =  $0.3367 \pm 0.0806$ ,  $t = 4.098$ ,  $P = 0.0001$ ,  $n = 76$ ; [Figure 2](#)). Across consecutive copulations, SR and ST males preferred large females in the first (SR Pref mean  $\pm$  SE =  $0.5062 \pm 0.0964$ ,  $P < 0.0001$ ,  $n = 81$ ; ST Pref mean  $\pm$  SE =  $0.3684 \pm 0.1073$ ,  $P = 0.0018$ ,  $n = 76$ ), second (SR Pref mean  $\pm$  SE =  $0.3333 \pm 0.1227$ ,  $P = 0.013$ ,  $n = 60$ ; ST Pref mean  $\pm$  SE =  $0.2647 \pm 0.1178$ ,  $P = 0.0385$ ,  $n = 68$ ), and third (SR Pref mean  $\pm$  SE =  $0.3000 \pm 0.1526$ ,  $P = 0.0807$ ,  $n = 40$ ; ST Pref mean  $\pm$  SE =  $0.4737 \pm 0.1177$ ,  $P = 0.0005$ ,  $n = 57$ ) mating and did not differ in the strength of their preference across these copulations (first mating  $F_{1,155} = 0.9107$ ,  $P = 0.3414$ ; second mating  $F_{1,126} = 0.1623$ ,  $P = 0.6878$ ; third mating  $F_{1,95} = 0.8226$ ,  $P = 0.3667$ ). SR and ST males did not differ in the frequency of failing to mate at least once (SR: 23/104, ST: 13/89,  $\chi^2_1 = 1.8069$ ,  $P = 0.1789$ ,  $n = 193$ ).

### Eyespan and male preference

In the second experiment, larvae were exposed to variable amounts of food during development. Adult males showed considerable variation in eyespan (mean  $\pm$  standard deviation [SD] =  $7.026 \pm 1.495$  mm, range 3.625–9.461 mm). Eyespan was strongly colinear with body size (i.e., thorax length,  $F_{1,191} = 788.5$ ,  $P < 0.0001$ ) but did not differ with genotype ( $F_{1,191} = 0.9322$ ,  $P = 0.3355$ ), nor was there a difference in the allometric slope of eyespan on body size with genotype ( $F_{1,191} = 0.0014$ ,  $P = 0.9706$ ; [Supplementary Figure S1](#)).

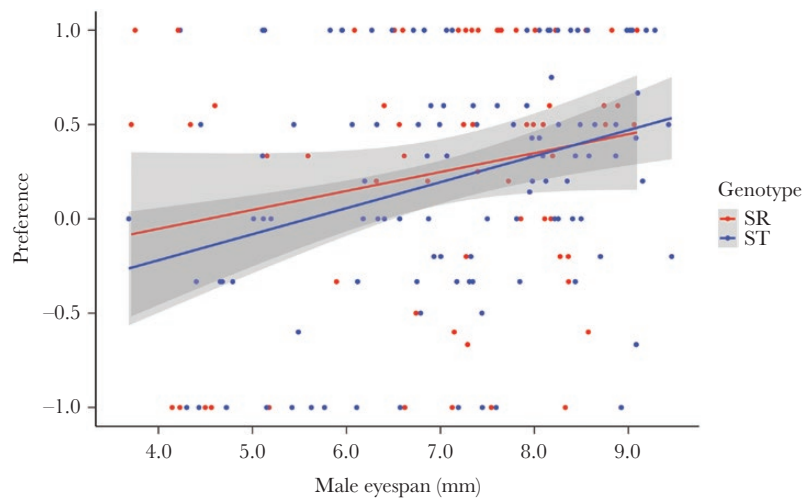
As before, when individuals from both genotypes were pooled, males showed a preference for large females overall (Pref mean  $\pm$  SE =  $0.2344 \pm 0.0494$ , GLM:  $t = 7.044$ ,  $P < 0.0001$ ,  $n = 178$ ) and in the first (Pref mean  $\pm$  SE =  $0.3371 \pm 0.0707$ ,  $P < 0.0001$ ,  $n = 178$ ), second (Pref mean  $\pm$  SE =  $0.2785 \pm 0.0767$ ,  $P = 0.0005$ ,  $n = 158$ ), and third matings (Pref mean  $\pm$  SE =  $0.2593 \pm 0.083$ ,  $P = 0.0033$ ,  $n = 135$ ). Again, there was no male preference for large females in subsequent matings as sample size fell (fourth mating, Pref mean  $\pm$  SE =  $0.1132 \pm 0.0970$ ,  $P = 0.2853$ ,  $n = 107$ ; fifth mating, Pref mean  $\pm$  SE =  $0.2500 \pm 0.1220$ ,  $P = 0.0599$ ,  $n = 64$ ).

Male eyespan had a strong positive effect on mating preference ( $F_{1,174} = 5.8333$ ,  $P = 0.0168$ ; [Figure 3](#)). When males were split into three groups based on eyespan (large  $> 7.5$  mm, medium



**Figure 2**

Frequency distribution of male preference values for SR (top) and ST (bottom) males from the first experiment. Preference is given by  $Pref = (C_L - C_S) / (C_L + C_S)$ , where  $C_L$  and  $C_S$  are the number of copulations with large and small females, respectively. Positive values indicate preference for mating with large females, and negative values indicate preference for mating with small females.



**Figure 3**

Line graph showing the regression of male preference (Pref) on eyespan for ST and SR males from the second experiment. Shaded areas represent 95% confidence intervals.

6.0–7.5 mm, and small <6.0 mm), male eyespan group affected preference ( $F_{2,173} = 6.8639$ ,  $P = 0.0014$ ,  $n = 197$ ), with larger males showing stronger preference than medium ( $|\zeta| = 2.754$ ,  $P = 0.0159$ ) and small males ( $|\zeta| = 3.430$ ,  $P = 0.0017$ ). Large males preferred to mate with large females (Pref mean  $\pm$  SE =  $0.4110 \pm 0.0618$ ,  $t = 3.840$ ,  $P = 0.0003$ ,  $n = 89$ ). Medium males (Pref mean  $\pm$  SE =  $0.1919 \pm 0.0828$ ,  $t = 1.910$ ,  $P = 0.0611$ ,  $n = 63$ ) and small males showed no preference (Pref mean  $\pm$  SE =  $-0.0702 \pm 0.1263$ ,  $t = 0.4040$ ,  $P = 0.6880$ ,  $n = 50$ ).

As in the first experiment, there was no difference in the strength of preference according to genotype ( $F_{1,173} = 0.6657$ ,  $P = 0.4159$ ). Both SR (Pref mean  $\pm$  SE =  $0.2508 \pm 0.0887$ ,  $t = 4.153$ ,  $P = 0.0001$ ,  $n = 69$ ) and ST males (Pref mean  $\pm$  SE =  $0.2156 \pm 0.0600$ ,  $t = 5.464$ ,  $P < 0.0001$ ,  $n = 128$ ) preferred large females. After controlling for the effect of eyespan group (large, medium, and small eyespan), there was still no effect of genotype on the strength of preferences (all  $P > 0.4$ ), nor any interaction between eyespan group and genotype ( $F_{2,170} = 0.2449$ ,  $P = 0.7830$ ). Both SR and ST males preferred large females in the first (SR Pref mean  $\pm$  SE =  $0.3871 \pm 0.1181$ ,  $P = 0.0044$ ,  $n = 61$ ; ST Pref mean  $\pm$  SE =  $0.2982 \pm 0.0898$ ,  $P = 0.0019$ ,  $n = 114$ ), second (SR Pref mean  $\pm$  SE =  $0.4286 \pm 0.1218$ ,  $P = 0.0018$ ,  $n = 56$ ; ST Pref mean  $\pm$  SE =  $0.1800 \pm 0.0988$ ,  $P = 0.0066$ ,  $n = 100$ ), and third (SR Pref mean  $\pm$  SE =  $0.3191 \pm 0.1397$ ,  $P = 0.0011$ ,  $n = 47$ ; ST Pref mean  $\pm$  SE =  $0.2093 \pm 0.1061$ ,  $P = 0.0007$ ,  $n = 86$ ) mating, and there was no difference in the strength of SR and ST preference across these matings (first mating  $F_{1,174} = 0.3541$ ,  $P = 0.5525$ ; second mating  $F_{1,154} = 2.4044$ ,  $P = 0.1230$ ; third mating  $F_{1,131} = 0.3874$ ,  $P = 0.5437$ ). The frequency of failing to mate at least once was unaffected by genotype (SR: 7/69, ST: 14/128,  $\chi^2_1 = 0.0059$ ,  $P = 0.9386$ ,  $n = 197$ ) or eyespan (large: 9/89, medium: 3/63, small: 10/38,  $\chi^2_1 = 5.6826$ ,  $P = 0.05835$ ).

### Mating frequency

SR males mated less often than ST males in the 30-min observation period (SR mean  $\pm$  SE =  $2.6127 \pm 0.1445$ ; ST mean  $\pm$  SE =  $3.2857 \pm 0.1392$ ,  $\chi^2_{1,330} = 5.5672$ ,  $P = 0.0183$ ). Genotype had a strong effect on mating frequency in large eyespan flies ( $\chi^2_{1,233} = 9.8030$ ,  $P = 0.0017$ ) but not in medium ( $\chi^2_{1,57} = 0.4153$ ,  $P = 0.5193$ ) or small eyespan flies ( $\chi^2_{1,36} = 0.0001$ ,  $P = 0.9915$ ). In the second experiment, males with large and medium eyespan mated more frequently than small eyespan males (large mean  $\pm$  SE =  $3.8876 \pm 0.2268$ , medium mean  $\pm$  SE =  $3.6031 \pm 0.2165$ , small mean  $\pm$  SE =  $2.1600 \pm 0.2414$ ;  $\chi^2_{1,173} = 13.4863$ ,  $P = 0.0005$ ).

## DISCUSSION

Male mate preferences have been observed across a range of species, even where initially unexpected, for example, in polygynous species that lack paternal care or other forms of direct male investment in offspring or mating partners (Edward and Chapman 2011). In this study of stalk-eyed flies, we found that males show preference for large eyespan females. This mirrors previous laboratory and field studies in *T. dalmanni* (Cotton et al. 2015). As in other species, the likely benefit of this preference derives from mating with higher fecundity females (Olsson 1993; Dosen and Montgomerie 2004; Byrne and Rice 2006; Reading and Backwell 2007). Female eyespan reliably indicates fecundity among field-caught stalk-eyed flies, where it explains a significant amount of variation in ovarian egg number, even after controlling for body size (Cotton et al. 2010, 2015).

There was no difference between drive (SR) and wildtype (ST) males in their strength of preference. In order to compare genotypes independent of differences in size, eyespan was restricted to a narrow range at the large end (7.5–8.5 mm) of the distribution. Male eyespan is a highly condition-dependent trait, sensitive to both environmental (David et al. 2000; Cotton et al. 2004) and genetic stress (Wilkinson et al. 1998; Bellamy et al. 2013). By placing limits on the eyespan of experimental males, we may have inadvertently picked out SR and ST males of equivalent high condition and, thereby, masked differences between the genotypes. This may be a problem as  $X^{SR}$  is predicted to accumulate deleterious alleles due to a lack of recombination. Using large flies may even have selected SR males with higher condition than ST males. To address this concern, a second experiment used males that eclosed from eggs laid on variable quantities of food. This generated a much greater range in male eyespan among experimental males, with both smaller and larger eyespan (3.6–9.5 mm). Again, there was no difference in the strength of mate preference between SR and ST males, nor were there preference differences between SR and ST males that had small, medium, or large eyespan. We conclude that meiotic drive does not directly affect male mate preference.

The two experiments are similar but not clones of each other. As well as the differences already mentioned in the eyespan range of experimental males, there were minor dietary differences for the tester females. In the first experiment, small females were fed a low-value diet known to decrease egg production, and large females were fed a high-value diet known to increase egg production (Cotton et al. 2015). In the second experiment, large and small eyespan females were fed the same diet, reducing their fecundity difference. Previous work shows that males independently prefer females with large eyespan and those with high fecundity (Cotton et al. 2015). There was still male preference for the large eyespan females and no difference in preference between SR and ST males.

We deliberately designed the experiments to simulate the field behavior of stalk-eyed flies. In the wild, leks form at dusk, attract a restricted number of females (mean 2, range 1–7), and are where most copulations take place at dawn the following day (Cotton et al. 2010). The experimental protocol tracked males for 30 min at dawn, allowing males to mate multiply and exert mate preference. Our design presented males with a binary choice between large and small females and this is appropriate given the biology of stalk-eyed flies. Preference assessments based on choices made between two markedly different phenotypes have been criticized for a number of reasons, in particular that this approach fails to capture a “preference function” based on response to the full range of female phenotypes (Wagner 1998; Cotton et al. 2006). However, there is no particular reason to believe this would impact preferences differently in SR and ST males. In one respect, our design is unrepresentative of natural behavior as females leave lek sites once they have mated and females do not mate multiple times with the same male (Cotton et al. 2015). The mating chamber’s design precluded female departure but this does not appear to prejudice the findings. In both experiments, there was no difference between SR and ST male preference for large females in the first, second, and third matings. It seems unlikely that our design masked differences in male mate preference between the two genotypes.

Our attempt to mimic wild conditions is complicated by the recent discovery of a cryptic *T. dalmanni* species (Paczolt et al. 2017). SR is carried by *T. dalmanni*-1, but has not been detected in the other species, *T. dalmanni*-2. The two species do not readily interbreed and can only be discriminated genetically or by close

examination of male genitalia (Wilkinson GS, personal communication). Only *T. dalmanni*-1 individuals were used in the experiments here. Previous field work (Cotton et al. 2010, 2014, 2015) was carried out in the Gombak valley in Malaysia where both species occur in sympatry (Pomiankowski A, unpublished data). It is not yet known how the presence/absence of meiotic drive affects patterns of sexual selection in the two species.

Although there was no difference in the preference of SR and ST males, we found that large eyespan males showed strong preference and small eyespan males exhibited no preference. Vision is the dominant sensory mode for assessment of potential mates in stalk-eyed flies (Chapman et al. 2005, 2017). Because stereoscopic vision and visual acuity improve as eyespan increases (Burkhardt and de la Motte 1983; de la Motte and Burkhardt 1983), males with larger eyespan will be better able to distinguish differences between females and express stronger preference, as has been found for female mate preference in *T. dalmanni* (Hingle et al. 2001a). Mean eyespan is smaller in SR than ST males (Wilkinson et al. 1998; Cotton et al. 2014; Meade et al. 2019b), and field samples show that males with smaller eyespan attract fewer females to their lek sites (Cotton et al. 2010). On average SR males will attract fewer females to their leks, and have fewer opportunities for choice. However, the magnitude of this effect may be small as the eyespan difference between SR and ST laboratory-reared males is only ~5% (Meade et al. 2019b).

We predicted that SR males would have weak preference if male choice is costly and condition dependent but this is not supported by the data. The absence of male–male competition at dawn when most mating takes place (Cotton et al. 2010) and the short amount of time before female lek departure do not point to obvious male preference costs associated with distinguishing between females that have already settled at a lek site. Smaller eyespan may mean that SR males may have fewer opportunities to choose between females and lose out to rival males in establishing ownership of favorable lek sites. But when SR males do attract multiple females, they will likely benefit from preferential mating with large females (leading to fecundity benefits) just like ST males.

A further observation was a lower mating frequency in SR males with large eyespan (compared to ST males with large eyespan), although this had no effect on their preference. Previous work in *T. dalmanni* has linked mating rate to accessory gland size, the organ that produces nonsperm components of the ejaculate (Baker et al. 2003; Rogers et al. 2005), and SR males have smaller accessory gland size (Meade et al. 2019b). This deficit may arise due to a greater allocation of resources to testes, which are enlarged in large eyespan SR males, presumably to compensate for the destruction of sperm by meiotic drive (Meade et al. 2019b). A lower mating frequency was also observed in small eyespan males compared to those with medium and large eyespan, suggesting that SR males behave like these lower quality males. How this different aspect of male mating behavior affects fitness needs further work.

This is the first study of how meiotic drive influences male mating preference. It has wider significance as drive is associated with lower genetic quality due to mutation accumulation in the X<sup>SR</sup> inversion. But there was no weakening in the strength of drive male preference. Our results suggest that the expression of male mate preference is not condition dependent (Cotton et al. 2006). Male (and female) mate preference may not incur significant costs when there are multiple females (males) to choose between. This contrasts with other aspects of male mating behavior, such as attracting

females and warding off competitors, which are likely to be costly and condition dependent. We observed a reduction in preference as male eyespan decreased and this is likely to affect drive males more as their eyespan on average is reduced. To fully gauge the impact of these findings, further work on mate choice will focus on whether the expected reduced eyespan of drive males impacts their ability to dominate lek sites and attract females.

## SUPPLEMENTARY MATERIAL

Supplementary data are available at *Behavioral Ecology* online.

## FUNDING

S.R.F. is supported by a London Natural Environment Research Council DTP PhD Studentship (NE/L002485/1). L.N. was supported by an Undergraduate Project Scholarship awarded by <http://dx.doi.org/10.13039/501100000530>, "Association for the Study of Animal Behaviour" (UK). A.P. is supported by the Engineering and Physical Sciences Research Council grants (EP/F500351/1, EP/I017909/1) and K.F. and A.P. by the Natural Environment Research Council grants (NE/G00563X/1, NE/R010579/1).

The authors thank Deborah Dawson, Gavin Horsburgh, and colleagues at the Natural Environment Research Council Biomolecular Analysis Facility, University of Sheffield, for genotyping support (NBAF446, NBAF844). We thank Galvin Ooi for help in running the behavioral assays, Jerry Wilkinson for providing information about the indel marker (*comp162710*) used to identify SR genotype, and Jerry Wilkinson, Per Smiseth and Allen Moore for their constructive comments.

Authors' Contributions: S.R.F., K.F., and A.P. conceived and designed the study. S.R.F., L.N., M.M., and F.C. collected the data. S.R.F. and A.P. analyzed the data and wrote the paper with input from K.F.

Data Accessibility: Analyses reported in the article can be reproduced using the data provided by Finnegan et al. 2019a.

**Handling editor:** Per Smiseth

## REFERENCES

- Amundsen T, Forsgren E. 2003. Male preference for colourful females affected by male size in a marine fish. *Behav Ecol Sociobiol.* 54:55–64.
- Baker RH, Denniff M, Futerman P, Fowler K, Pomiankowski A, Chapman T. 2003. Accessory gland size influences time to sexual maturity and mating frequency in the stalk-eyed fly, *Cyrtodiopsis dalmanni*. *Behav Ecol.* 14:607–611.
- Bakker TCM, Künzler R, Mazzi D. 1999. Condition-related mate choice in sticklebacks. *Nature.* 401:234.
- Bateman AJ. 1948. Intra-sexual selection in *Drosophila*. *Heredity.* 2:349–368.
- Beckenbach AT. 1996. Selection and the "Sex-Ratio" polymorphism in natural populations of *Drosophila pseudoobscura*. *Evolution.* 50:787–794.
- Bellamy L, Chapman N, Fowler K, Pomiankowski A. 2013. Sexual traits are sensitive to genetic stress and predict extinction risk in the stalk-eyed fly, *Diasemopsis meigenii*. *Evolution.* 67:2662–2673.
- Bonduriansky R. 2001. The evolution of male mate choice in insects: a synthesis of ideas and evidence. *Biol Rev Camb Philos Soc.* 76:305–339.
- Burkhardt D, de la Motte I. 1983. How stalk-eyed flies eye stalk-eyed flies: observations and measurements of the eyes of *Cyrtodiopsis whitei* (Diptera). *J Comp Physiol.* 151:407–421.
- Burkhardt D, de la Motte I. 1985. Selective pressures, variability, and sexual dimorphism in stalk-eyed flies (Diptera). *Naturwissenschaften.* 72:204–206.
- Byrne PG, Rice WR. 2006. Evidence for adaptive male mate choice in the fruit fly *Drosophila melanogaster*. *Proc R Soc B.* 273:917–922.
- Chapman T, Pomiankowski A, Fowler K. 2005. Stalk-eyed flies. *Curr Biol.* 15:R533–R535.

- Chapman T, Siriwat P, Howie J, Towlson A, Bellamy L, Fowler K, Pomiankowski A. 2017. The complexity of mating decisions in stalk-eyed flies. *Ecol. Evol.* 7:6659–6668.
- Cotton AJ, Cotton S, Small J, Pomiankowski A. 2015. Male mate preference for female eyespan and fecundity in the stalk-eyed fly, *Teleopsis dalmanni*. *Behav Ecol.* 26:376–385.
- Cotton AJ, Földvári M, Cotton S, Pomiankowski A. 2014. Male eyespan size is associated with meiotic drive in wild stalk-eyed flies (*Teleopsis dalmanni*). *Heredity.* 112:363–369.
- Cotton S, Fowler K, Pomiankowski A. 2004. Condition dependence of sexual ornament size and variation in the stalk-eyed fly *Cyrtodiopsis dalmanni* (Diptera: Diopsidae). *Evolution.* 58:1038–1046.
- Cotton S, Small J, Hashim R, Pomiankowski A. 2010. Eyespan reflects reproductive quality in wild stalk-eyed flies. *Evol Ecol.* 24:83–95.
- Cotton S, Small J, Pomiankowski A. 2006. Sexual selection and condition-dependent mate preferences. *Curr Biol.* 16:R755–R765.
- Curtis JW, Feldman MW. 1980. Experimental and theoretical analysis of the “sex-ratio” polymorphism in *Drosophila pseudoobscura*. *Genetics.* 94:445–466.
- David P, Bjorksten T, Fowler K, Pomiankowski A. 2000. Condition-dependent signalling of genetic variation in stalk-eyed flies. *Nature.* 406:186–188.
- David P, Hingle A, Greig D, Rutherford A, Pomiankowski A. 1998. Male sexual ornament size but not asymmetry reflects condition in stalk-eyed flies. *Proc R Soc B.* 265:2211–2216.
- de la Motte I, Burkhardt D. 1983. Portrait of an Asian Stalk-Eyed Fly. *Naturwissenschaften.* 70:451–461.
- Dewsbury DA. 1982. Ejaculate cost and male choice. *Am Nat.* 119:601–610.
- Dosen LD, Montgomerie R. 2004. Female size influences mate preferences of male guppies. *Ethology.* 110:245–255.
- Edward DA, Chapman T. 2011. The evolution and significance of male mate choice. *Trends Ecol Evol.* 26:647–654.
- Finnegan SR, Nitsche N, Mondani M, Camus MF, Fowler K, Pomiankowski A. 2019a. Data from: does meiotic drive alter male mate preference? Dryad Digital Repository. doi:10.5061/dryad.2f8v175.
- Finnegan SR, White NJ, Koh D, Camus MF, Fowler K, Pomiankowski A. 2019b. Meiotic drive reduces egg-to-adult viability in stalk-eyed flies. *Proc R Soc B.* 286:20191414.
- Hingle A, Fowler K, Pomiankowski A. 2001a. Size-dependent mate preference in the stalk-eyed fly *Cyrtodiopsis dalmanni*. *Anim Behav.* 61:589–595.
- Hingle A, Fowler K, Pomiankowski A. 2001b. The effect of transient food stress on female mate preference in the stalk-eyed fly *Cyrtodiopsis dalmanni*. *Proc R Soc B.* 268:1239–1244.
- Hoffmann AA, Rieseberg LH. 2008. Revisiting the impact of inversions in evolution: from population genetic markers to drivers of adaptive shifts and speciation? *Annu Rev Ecol Evol Syst.* 39:21–42.
- Howie JM, Pomiankowski A. 2018. Mate value. In: Weekes-Shackelford V, Shackelford TK., editors. *Encyclopedia of evolutionary psychological science.* Berlin (Germany): Springer Publishing. p. 1–8.
- Jaenike J. 2001. Sex chromosome meiotic drive. *Ann Rev Ecol Syst.* 32:25–49.
- Johns PM, Wolfenbarger LL, Wilkinson GS. 2005. Genetic linkage between a sexually selected trait and X chromosome meiotic drive. *Proc R Soc B.* 272:2097–2103.
- Kirkpatrick M. 2010. How and why chromosome inversions evolve. *PLoS Biol.* 8:e1000501.
- Kirkpatrick M, Hall DW. 2004. Male-biased mutation, sex linkage, and the rate of adaptive evolution. *Evolution.* 58:437–440.
- Larracuente AM, Presgraves DC. 2012. The selfish Segregation Distorter gene complex of *Drosophila melanogaster*. *Genetics.* 192:33–53.
- Lindholm AK, Dyer KA, Firman RC, Fishman L, Forstmeier W, Holman L, Johannesson H, Knief U, Kokko H, Larracuente AM, et al. 2016. The ecology and evolutionary dynamics of meiotic drive. *Trends Ecol Evol.* 31:315–326.
- Meade LC, Dinneen D, Kad R, Lynch DM, Fowler K, Pomiankowski A. 2019a. Ejaculate sperm number compensation in stalk-eyed flies carrying a selfish meiotic drive element. *Heredity.* 122:916–926.
- Meade L, Finnegan S, Kad R, Fowler K, Pomiankowski A. 2019b. Maintenance of fertility in the face of meiotic drive. *Am Nat.* Forthcoming.
- Muralidhar P. 2019. Mating preferences of selfish sex chromosomes. *Nature.* 570:376–379.
- Nakahashi W. 2008. Quantitative genetic models of sexual selection by male choice. *Theor Popul Biol.* 74:167–181.
- Olsson M. 1993. Male preference for large females and assortative mating for body size in the sand lizard (*Lacerta agilis*). *Behav Ecol Sociobiol.* 32:337–341.
- Paczolt KA, Reinhardt JA, Wilkinson GS. 2017. Contrasting patterns of X-chromosome divergence underlie multiple sex-ratio polymorphisms in stalk-eyed flies. *J Evol Biol.* 30:1772–1784.
- Parker GA. 1983. Mate quality and mating decisions. In: Bateson P. editor. *Mate choice.* New York (NY): Cambridge University Press. p. 141–166.
- Pomiankowski A. 1987. The costs of choice in sexual selection. *J Theor Biol.* 128:195–218.
- Presgraves DC, Severance E, Wilkinson GS. 1997. Sex chromosome meiotic drive in stalk-eyed flies. *Genetics.* 147:1169–1180.
- Reading KL, Backwell PRY. 2007. Can beggars be choosers? Male mate choice in a fiddler crab. *Anim Behav.* 74:867–872.
- Reinhardt JA, Brand CL, Paczolt KA, Johns PM, Baker RH, Wilkinson GS. 2014. Meiotic drive impacts expression and evolution of x-linked genes in stalk-eyed flies. *PLoS Genet.* 10:e1004362.
- R Core Team. 2016. R: a language and environment for statistical computing. R Foundation for Statistical Computing, Vienna, Austria.
- Rogers DW, Chapman T, Fowler K, Pomiankowski A. 2005. Mating-induced reduction in accessory reproductive organ size in the stalk-eyed fly *Cyrtodiopsis dalmanni*. *BMC Evol Biol.* 5:37.
- Rogers DW, Denniff M, Chapman T, Fowler K, Pomiankowski A. 2008. Male sexual ornament size is positively associated with reproductive morphology and enhanced fertility in the stalk-eyed fly *Teleopsis dalmanni*. *BMC Evol Biol.* 8:236.
- Rogers DW, Grant CA, Chapman T, Pomiankowski A, Fowler K. 2006. The influence of male and female eyespan on fertility in the stalk-eyed fly, *Cyrtodiopsis dalmanni*. *Anim Behav.* 72:1363–1369.
- Saether SA, Fiske P, Kålås JA. 2001. Male mate choice, sexual conflict and strategic allocation of copulations in a lekking bird. *Proc R Soc B.* 268:2097–2102.
- Shelly T, Edu J, Pahio E. 2012. Mate choice by lekking males: evidence from the Mediterranean fruit fly from field cage trials (Diptera: Tephritidae). *Ann Entomol Soc Am.* 105:368–376.
- Sutter A, Lindholm AK. 2015. Detrimental effects of an autosomal selfish genetic element on sperm competitiveness in house mice. *Proc R Soc B.* 282:20150974.
- Wagner WE. 1998. Measuring female mating preferences. *Anim Behav.* 55:1029–1042.
- Wedell N, Gage MJG, Parker GA. 2002. Sperm competition, male prudence and sperm-limited females. *Trends Ecol Evol.* 17:313–320.
- Werner NY, Lotem A. 2003. Choosy males in a haplochromine cichlid: first experimental evidence for male mate choice in a lekking species. *Anim Behav.* 66:293–298.
- Wilkinson GS, Dodson GN. 1997. Function and evolution of antlers and eye stalks in flies. In: Choe JC, Crespi BJ., editors. *The evolution of mating systems in insects and arachnids.* Cambridge (UK): Cambridge University Press. p. 310–328.
- Wilkinson GS, Johns PM, Kelleher ES, Muscedere ML, Lorscheid A. 2006. Fitness effects of X chromosome drive in the stalk-eyed fly, *Cyrtodiopsis dalmanni*. *J Evol Biol.* 19:1851–1860.
- Wilkinson GS, Presgraves DC, Crymes L. 1998. Male eye span in stalk-eyed flies indicates genetic quality by meiotic drive suppression. *Nature.* 391:276–279.
- Wilkinson GS, Reillo PR. 1994. Female choice response to artificial selection on an exaggerated male trait in a stalk-eyed fly. *Proc R Soc B.* 255:1–6.
- Wilkinson GS, Swallow JG, Christensen SJ, Madden K. 2003. Phylogeography of sex ratio and multiple mating in stalk-eyed flies from southeast Asia. *Genetica.* 117:37–46.