

A GEAR-BASED VEHICLE EMISSION MODEL FOR CO₂, CO AND NO_x ESTIMATION

Hajar Hajmohammadi

Centre for Transport Studies, UCL
Hajar.Hosseinabadi.14@ucl.ac.uk

Benjamin Heydecker

Professor of Transport studies, UCL

MATTS 2018

Mathematics Applied in Transport and
Traffic Systems

17-19 October 2018

Introduction

Why we need vehicle emission model?

- To evaluate the impacts of traffic policies on the air quality
- To develop traffic control policies that can reduce air pollution in critical areas

Influential variables in the vehicle emission modelling:

- Vehicle-related parameters: e.g. model, engine size, fuel and catalyst type and technology level
- Operational factors: driving cycle

Dataset: Laboratory vehicle emission tests

Vehicle type

Fuel Petrol - Diesel
Transmission Automatic – Manual
Engine Size from 1000 to 3200 cc

Measurements

emission: CO₂, CO, THC, NO_x, PM_n
vehicle: Roll speed, Engine speed



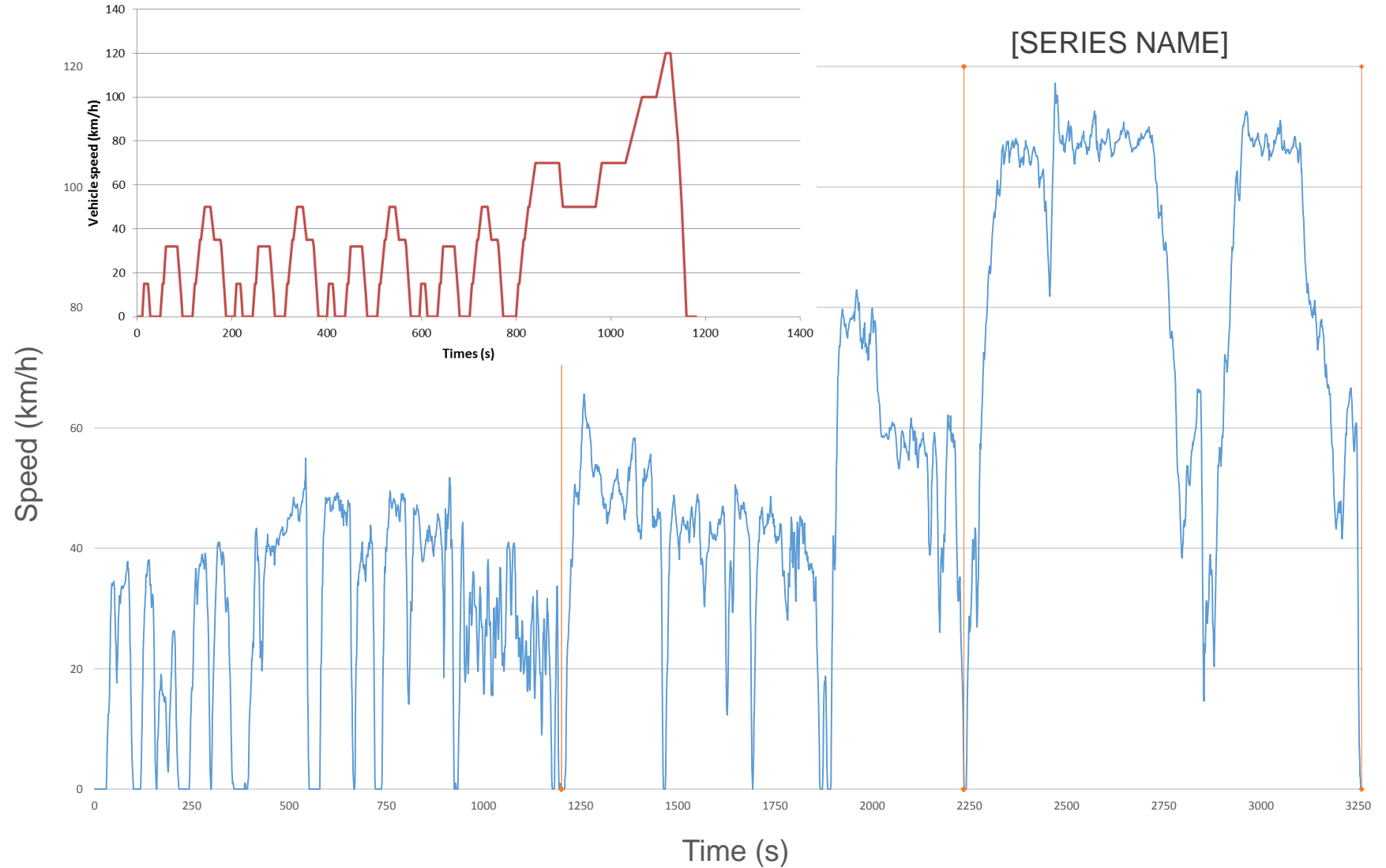
Real Driving Cycle for London

Traffic Conditions:

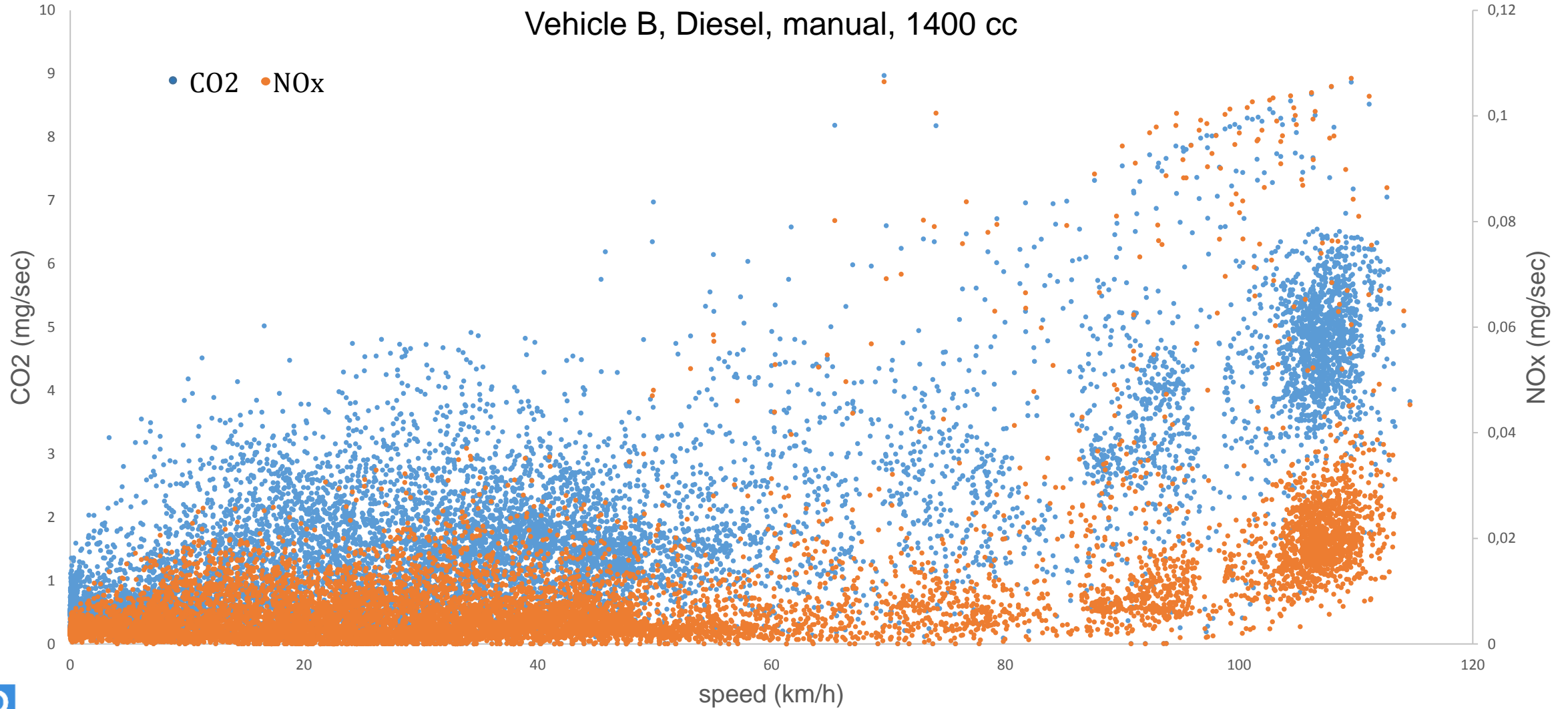
Free Flow

AM peak

Inter peak



Statistical modelling



Background

Single model

$$y = c + \sum_{j=1}^J \beta_j x_j + \varepsilon$$

y = emission

x = Roll Speed, v

Acceleration, a

Power demand

$$VSP = (A/M)v + (B/M)v^2 + (C/M)v^3 + (a + g \sin \theta)v$$

Classified model: Acceleration, Cruising, Idling, Deceleration (CADI)

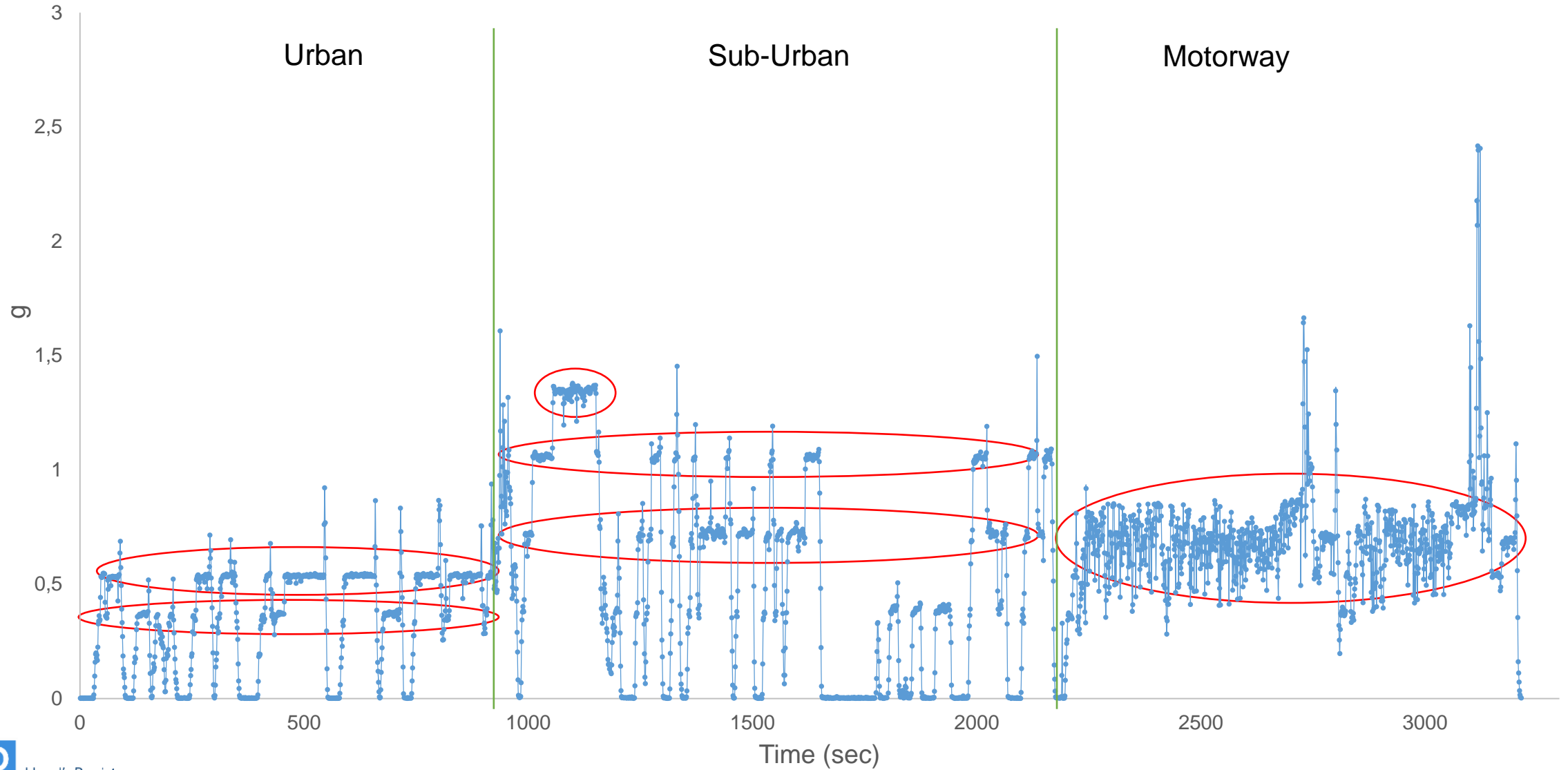
VT-micro emission model

$$y = \begin{cases} \exp\left(\sum_{i=0}^3 \sum_{j=0}^3 (L_{i,j} \times v^i \times a^j)\right) & \text{for } a \geq 0 \\ \exp\left(\sum_{i=0}^3 \sum_{j=0}^3 (\gamma_{i,j} \times v^i \times a^j)\right) & \text{for } a < 0 \end{cases}$$

New latent variable, Gear=roll speed/engine speed



New latent variable, Gear=roll speed/engine speed



Mixed distribution model

$$F(g | \pi; \theta) = \sum_{k=1}^K \pi_k F(g | \theta_k)$$

Bayes' theorem

$$w_{tk} = \frac{f(g_t | \theta_k) \pi_k}{\sum_{j=1}^K f(g_t | \theta_j) \pi_j}$$

Gear-memberships

Log-likelihood

$$\log l(\pi, \theta) = \sum_{n=1}^N (\log \sum_{k=1}^K \pi_k f(g_n | \theta_k))$$

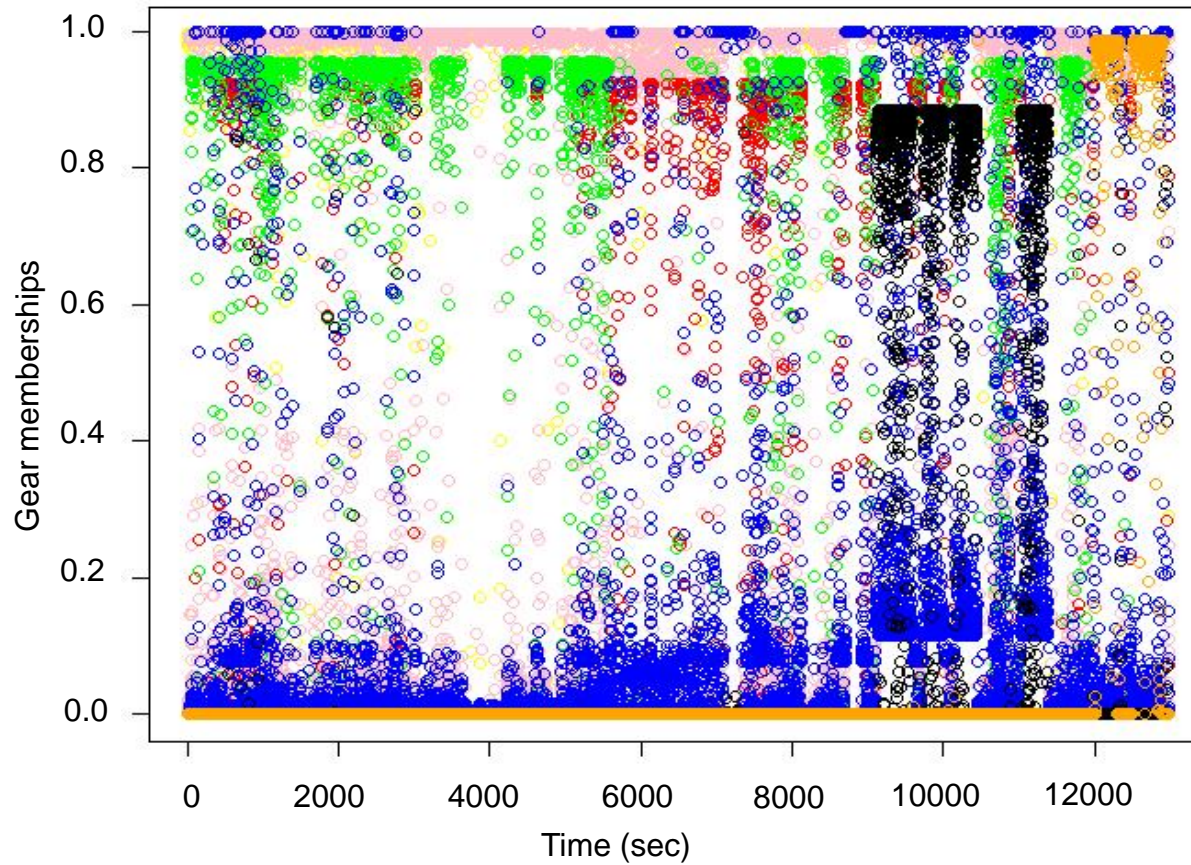
Maximization

Expectation-Maximization (EM) algorithm

$w(t, k)$

π, μ and σ for each component k

Gear memberships



Vehicle B
Diesel – Supermini – Manual

- Component 1 ●
- Component 2 ●
- Component 3 ●
- Component 4 ●
- Component 5 ●
- Component 6 ●
- Component 7 ●

Gear-based emission modelling

$$y = \mathbf{x} \cdot \boldsymbol{\beta} + \mathbf{w} \cdot \boldsymbol{\varphi} + (\mathbf{x} \cdot \mathbf{w}) \cdot \boldsymbol{\gamma} + \boldsymbol{\varepsilon}$$

x: Explanatory variables

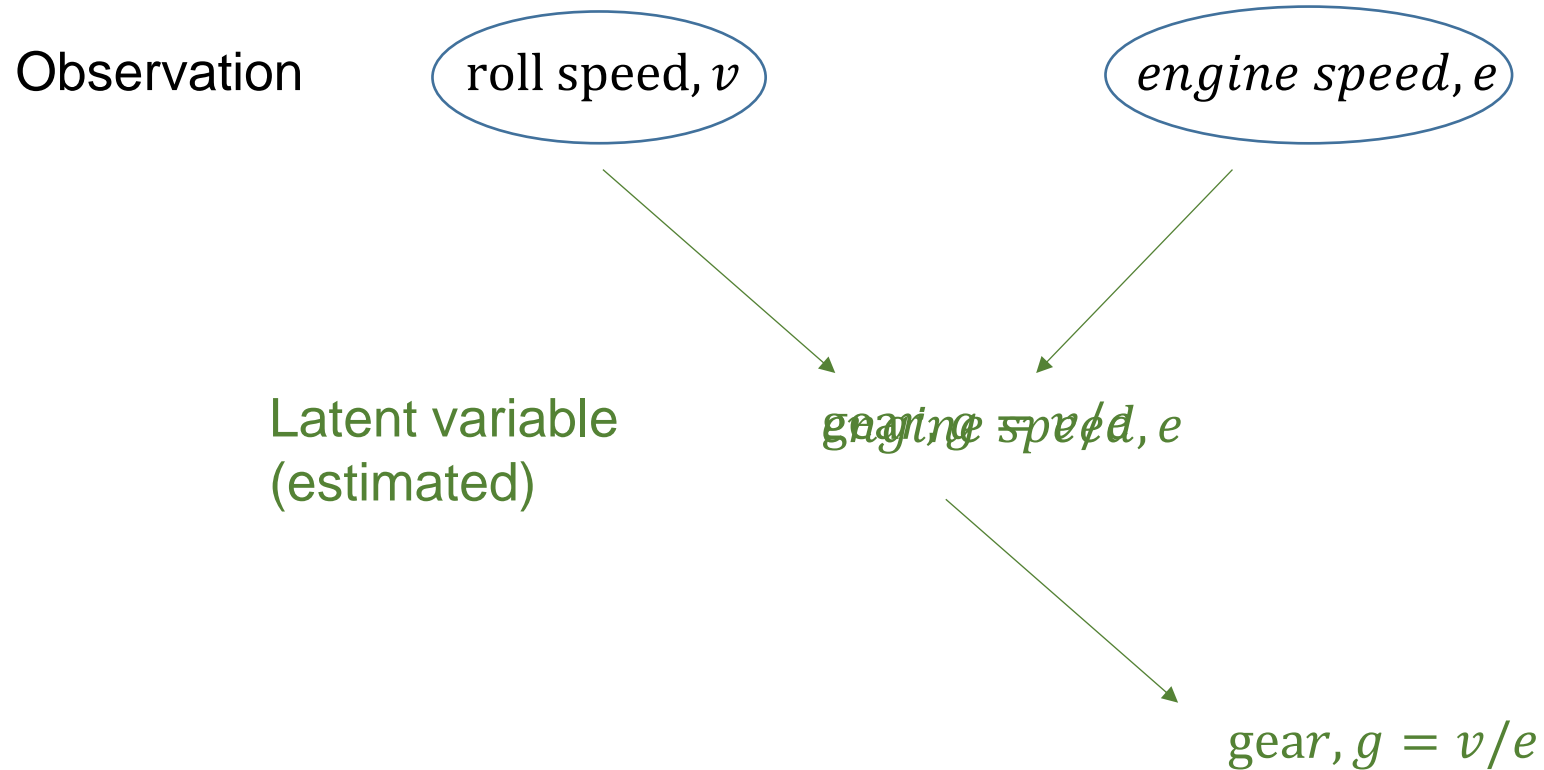
$$v, a, av, v^3$$

w: Gear membership (latent variable)

x · w: Interaction

ε: Residuals

Challenge: engine speed as a latent variable



Transfer Function Model

$$e_t = t(B)v_t + N_t$$

e_t : engine speed at time t

v_t : roll speed at time t

$t(B)$: rational polynomial in B : $\frac{w(B)B^b}{\delta(B)}$

} Systematic part

N_t : noise- **can be serially correlated**

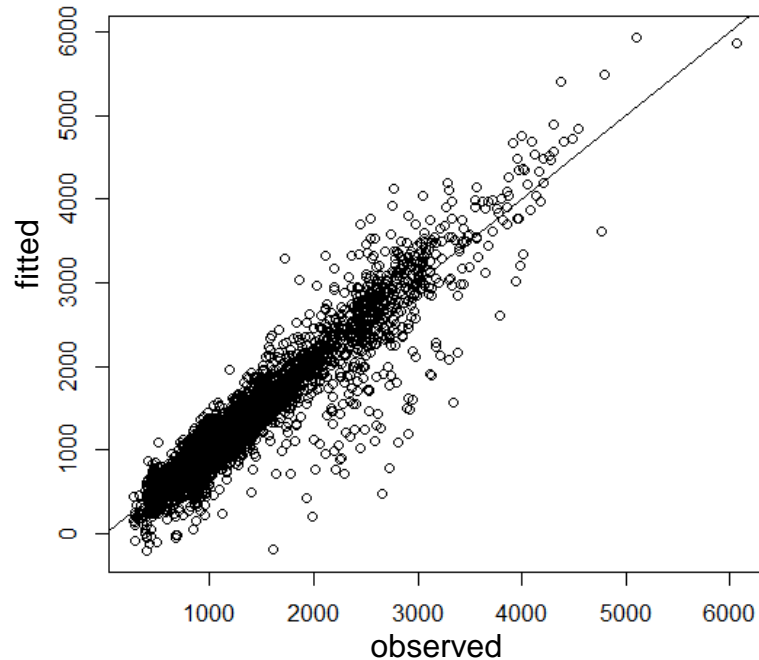
} Stochastic part

$$\frac{\phi(B)}{\theta(B)} N_t = \varepsilon_t$$

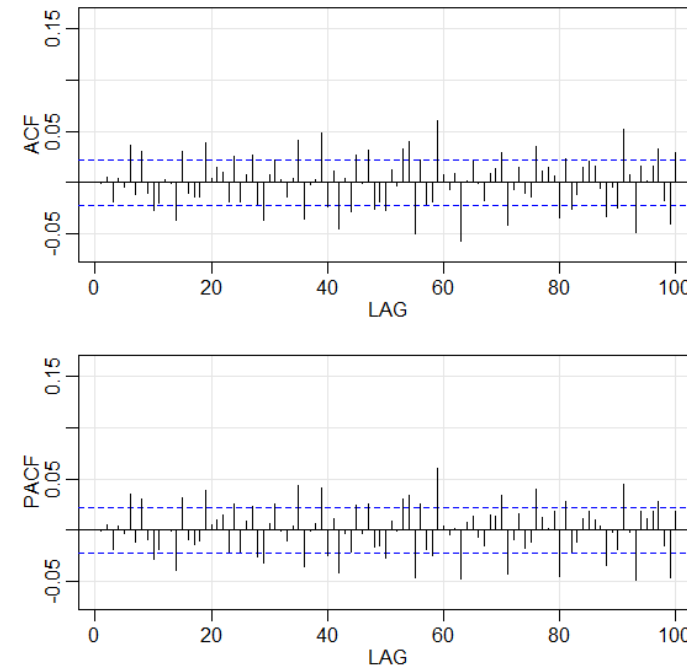
Transfer Function Model

$$e_t = c + \frac{w_0 + w_1 B + w_2 B^2}{1 - \delta_1 B - \delta_2 B^2} v_t + \frac{1 - \phi_1 B - \phi_2 B^2}{1 - \theta_1 B - \theta_2 B^2} (1 - B) \varepsilon_t$$

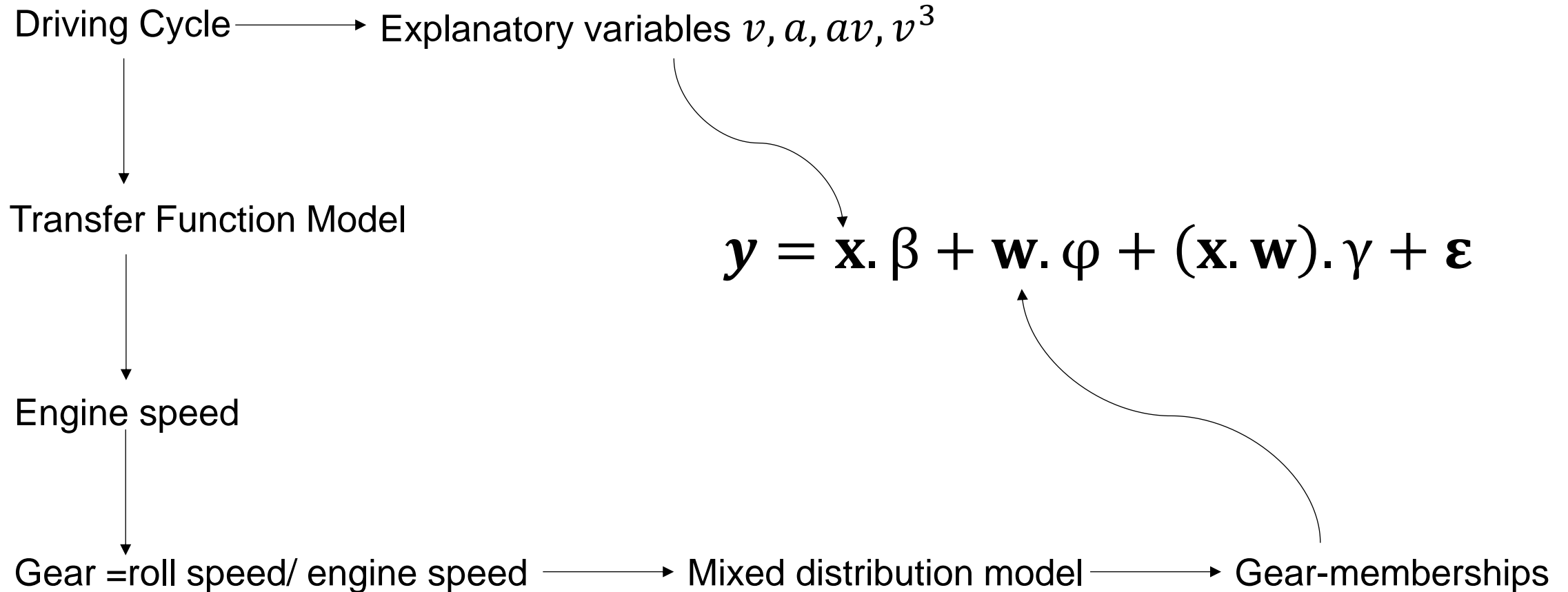
$R^2 = 0.896$



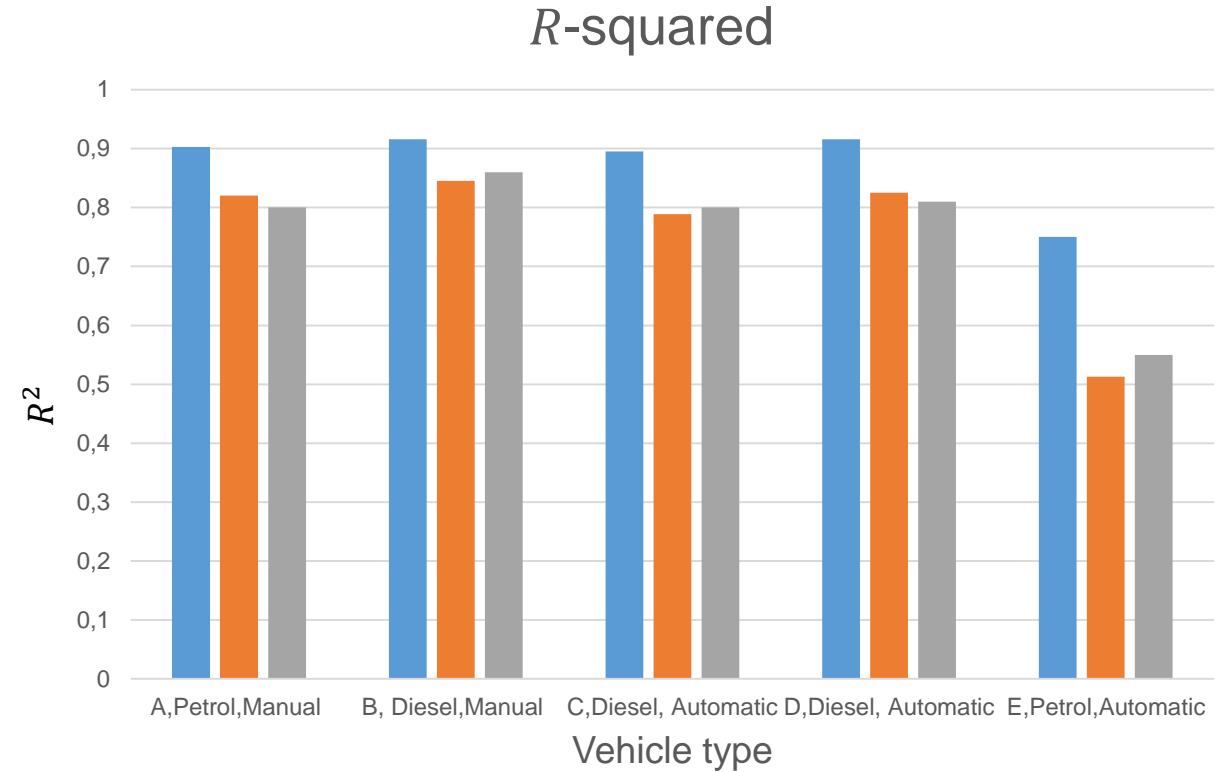
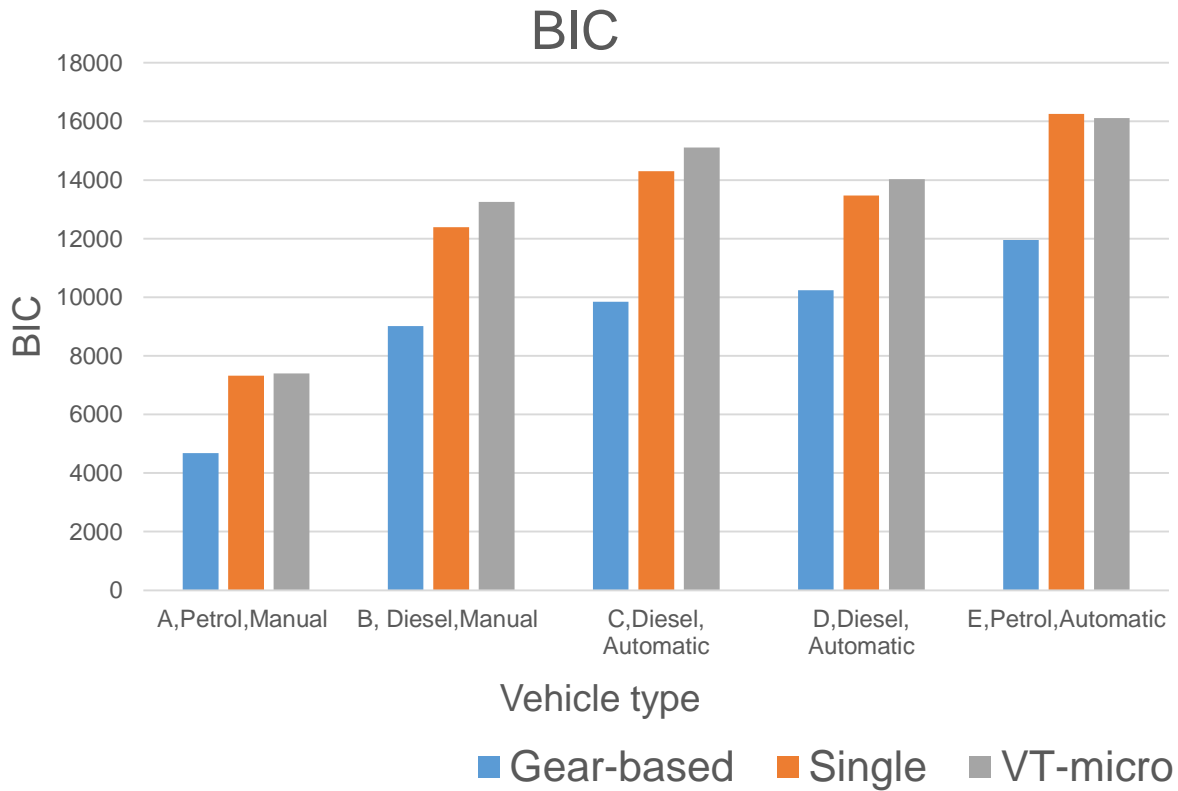
ACF and PACF of ε



Gear-based emission modelling



Results



Conclusion

- Gear for driving mode instead of acceleration
- Introducing gear-membership
- Transfer function model

Thank You !

