



# USING ARCHAEOLOGICAL ARCHIVES

A case study of finds from  
Roman Essex

Anna Doherty

With contributions by  
**Gemma Ayton, Trista Clifford,  
Mark Curteis and Angela Wardle**

# **USING ARCHAEOLOGICAL ARCHIVES: A CASE STUDY OF FINDS FROM ROMAN ESSEX**

**Anna Doherty**

**With contributions by Gemma Ayton, Trista Clifford,**

**Mark Curteis and Angela Wardle**

**SPOILHEAP PUBLICATIONS**

A joint venture of Archaeology South-East (part of UCL)  
and Surrey County Archaeological Unit (part of Surrey County Council)

2015

CONTENTS

1 Introduction.....1

2 Description of methodology.....2

3 Methodological problems .....8

4 Discussion .....19

5 Key recommendations .....21

Bibliography.....23

TABLES

Table 1 Project ceramic phases.....4

Table 2 Project coin issue periods .....5

Table 3 Project animal bone phases .....5

Table 4 Summary of pottery recording practices from recent grey literature reports .....10

Table 5 Comparison of time taken to generate pottery data from selected sites.....17

FIGURES

Figure 1 Example of a completed pottery recording sheet using fabric and form codes of the Essex County Council Field Archaeology Unit and showing quantification by sherd count, weight and EVE.....2

Figure 2 Town and Country in Roman Essex project study area. The study area lies north of the river Thames, stretching along the estuary and coast and inland towards the Wash. The area focuses upon the Eastern polity of Late Iron Age Britain, with the key urban site of Colchester and the north-eastern segment of territory around it, encompassing much of modern Essex. The addition of southern Cambridgeshire – up to the borders of the Wash – defines a permeable northern boundary to the ‘Eastern Kingdom’ and the inclusion of London within the survey allowed direct contrast with Colchester. The boundaries of the study area are formed by the North Sea to the east, the Thames to the south, the line of Roman Ermine Street to the west, and by the Fens and the River Stour to the north. ....3

Figure 3 The project dataset. Each record has its own unique identifying number as well as one tying it to its stratigraphic context. The quantified data is also cross-referenced to a specific site and National Grid Reference.....4

Figure 4 Measuring a rim diameter and the percentage present on a rim chart to record an estimated vessel equivalent (EVE) value. ....7

Figure 5 Collecting metrical data by measuring a horse femur using an osteometric board. ....7

Figure 6 Simplified overview of the types and ratios of vessels found in a typical early Roman urban military group, based on quantified data from Colchester. ....11

Figure 7 Simplified overview of the types and ratios of vessels found in a typical early Roman high-status Gallo-British site, based on quantified data from Heybridge. ....12

Figure 8 Recording pottery by fabric type using a binocular microscope. Only a limited number of pottery groups were re-examined and recorded and this was only undertaken when no other records could be found or existed .....16

Figure 9 Examining a Roman brooch in relation to a published typology. ....18

APPENDICES

Appendix 1 List of pottery fabric codes which appear in the project database, with a concordance to fabric codes published in Going 1987.....25

Appendix 2 List of pottery form codes which appear in the project database, including a broad concordance of Museum of London and ECCFAU codes and interpretative functional categories.....27

# 1 INTRODUCTION

## 1.1 BASIS FOR THE *TOWN AND COUNTRY IN ROMAN ESSEX* PROJECT

Archaeological finds provide a currently underused resource, that of quantified datasets, which allows individual sites or whole classes of site, such as urban centres or villas, to be compared statistically, enabling us to highlight meaningful patterns that may reflect underlying factors such as site function and status, cultural identity and the influence of command and/or market economies. The English Heritage funded *Town and Country in Roman Essex* project was conceived as a large-scale regional study based on the comparative analysis of assemblages, focusing on pottery, coins, registered finds, vessel glass and animal bone. The research aspect of this project is published separately as *Alien Cities: consumption and the origins of urbanism in Roman Britain* (Perring & Pitts 2013).

## 1.2 SCOPE OF REPORT

A parallel aim of the project from the outset was to assess the viability of conducting major regional research projects, relying primarily on existing data from published or archive sources. The purpose of this document is to describe the process of collecting and using data and to make recommendations addressing specific methodological problems in order to improve both the quality and the quantity of data available to future researchers. Some of the difficulties encountered, such as inconsistencies in the way that assemblages are quantified, will not be news to many archaeological specialists; however, it is hoped that the project provides a useful case study, giving us the impetus to address both newly emerging and long-standing issues. By highlighting the direct impact that variable standards in recording, archiving and publication have had on our understanding of material culture in one region, it is particularly hoped that those with a curatorial or strategic role in British archaeology will, in the future, play a greater role in encouraging and, if necessary enforcing, changes to practices that limit the enormous potential of archaeological research.

Part of the process of assessing the methodology relates directly to the statistical and analytical methods applied to

the finished dataset and in particular the effectiveness of using correspondence analysis to address the research aims in the project design (CAA 2007). Since this is quite specifically bound up with the research itself and is perhaps less directly relevant to a general audience of specialists, curators and archivists, this aspect of the methodology has been addressed within the academic volume (Pitts 2013).

The following abbreviations are commonly used in this report:

CAR	Colchester Archaeological Report
ECCFAU	Former Essex County Council Field Archaeology Unit
PAS	Portable Antiquities Scheme

## 2 DESCRIPTION OF METHODOLOGY

### 2.1 INTRODUCTION

The project went through an assessment stage, evaluating the availability and quality of existing finds data from the region, prior to the production of an implementation project design (CAA 2007). Both during the assessment and during the main data collection phase, adjustments and compromises were made in order to maximise the quantity of data collected. The sections below detail the criteria and methods that developed during this process.

All data was uploaded into a MySQL database that was designed for the project by Bryan Alvey. The database has been archived with the Archaeology Data Service.

### 2.2 SOURCES OF DATA

#### 2.2.1 INTRODUCTION

At the assessment stage, potential sources of data were identified by reviewing publications and grey literature and consulting as widely as possible with specialists who had worked in the region. Data was included in the following order of preference, according to how time-consuming and costly the collection process was anticipated to be.

- Digital archives

Where digital data was available it could, in theory, be uploaded into the project database with minimal additional work.

- Published sources

Data that could be directly accessed from hard-copy publications could be manually entered into the project database.

- Paper archives

Many archives include standardised pottery records sheets (Fig. 1). Data on paper records also had to be manually entered and included additional costs associated with visiting museums/archive centres.

- Data generated from re-quantification of archive finds

This method was employed only for certain key pottery and animal bone assemblages, where primary records were either lost or never archived, or where the original methods of recording or quantification were incompatible with the rest of the project dataset.

Site Code/Name: BRAINTREE BLRB Context: 57 Sheet: 1 of 3 Date range:								
Fabric	Form	Dec	Shd Ct	State	Comments	RimD	EVE	Wgt
ABAET			2					144
LESTA	C12.1	STD	3			170	0.08	4
EGSW	AWA79		1					4
GGSW	COR 12/31		1					4
CGSW			2					10
COLC	H20 2.1	RCD.2	1					6
COLC	H20 2.1	RCD.2	1			80	0.13	6
COLC			1			90	0.25	2
COLB	D1		1					50
COLB			13					164
HGG	G19.4		3		THIN-WALLED	140	0.33	50
NKG	H6	BDD	1		BOOTSHERD OF POPPYHEAD BEAKER.			<2
NKG	C2.2		1		CURLE II / DRAG 36 IMITATION?	120	0.13	14
GRF			3					20
GRF		BUD	1					4
GRS	G9	AL	2		WEAKLY EVERTED RIM, WIDELY SPACED ACUTE LATTICE	150	0.20	62
GRS	B	BUD	1			180	0.23	52
GRS	G23		1			200	0.16	52
GRS	G24		1			220	0.2	68

Figure 1: Example of a completed pottery recording sheet using fabric and form codes of the former Essex County Council Field Archaeology Unit and showing quantification by sherd count, weight and EVE.



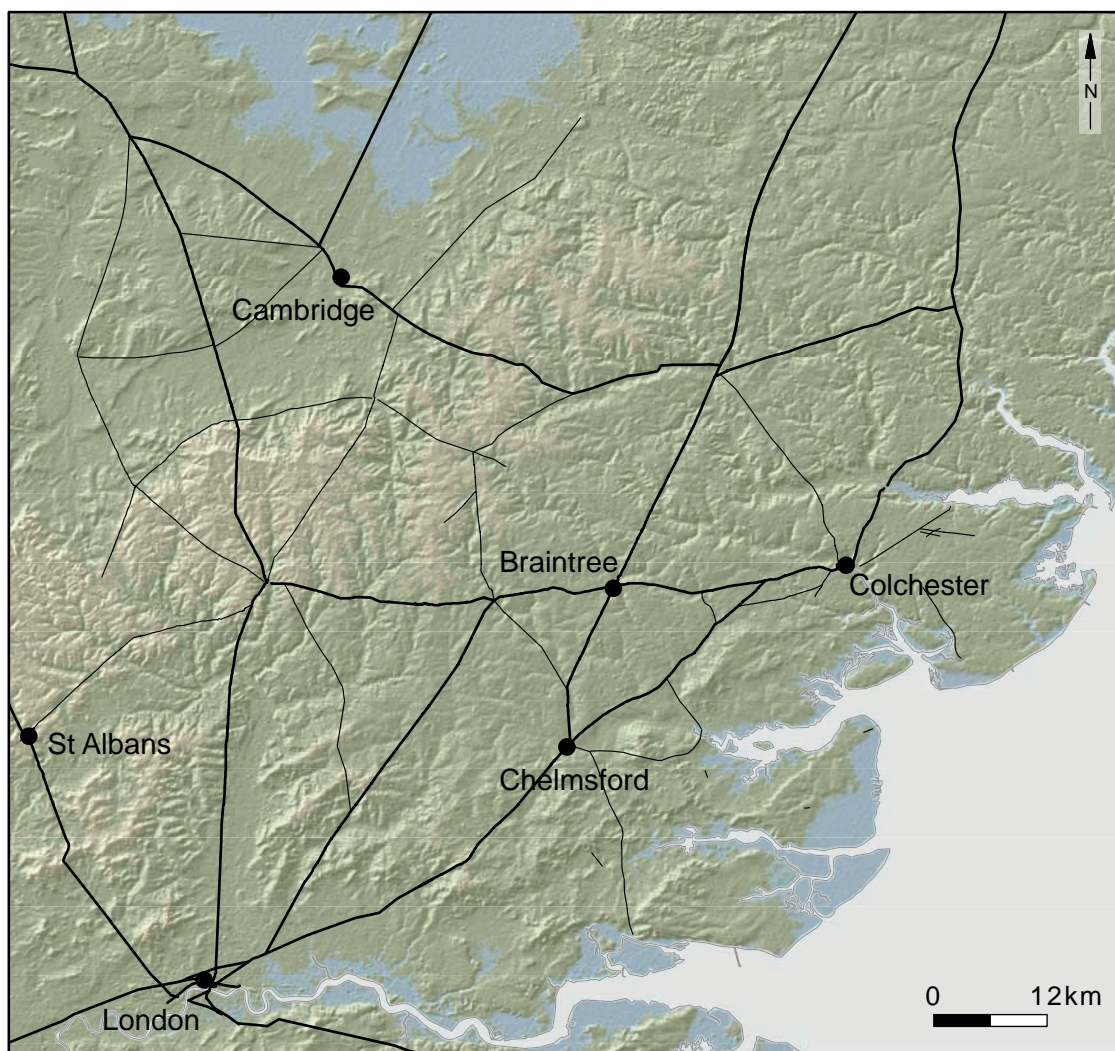


Figure 2: Town and Country in Roman Essex project study area. The study area lies north of the river Thames, stretching along the estuary and coast and inland towards the Wash. The area focuses upon the Eastern polity of Late Iron Age Britain, with the key urban site of Colchester and the north-eastern segment of territory around it, encompassing much of modern Essex. The addition of southern Cambridgeshire – up to the borders of the Wash – defines a permeable northern boundary to the ‘Eastern Kingdom’ and the inclusion of London within the survey allowed direct contrast with Colchester. The boundaries of the study area are formed by the North Sea to the east, the Thames to the south, the line of Roman Ermine Street to the west, and by the Fens and the River Stour to the north.

## 2.3 GEOGRAPHICAL AND CHRONOLOGICAL PARAMETERS

The project captured suitable data from Essex and southern Cambridgeshire as well as London, which was included as a comparative urban centre (Fig. 2). Hertfordshire sites, with the exception of Skeleton Green, had to be excluded at the assessment stage for a variety of practical reasons to do with availability and compatibility of data, even though they arguably form part of a related cultural and political landscape, the so-called ‘Eastern Kingdom’ (Creighton 2000).

Data was cross-referenced with site identifiers in the database, which detailed not only the overall settlement but the specific area and/or date of excavation, together with a National Grid Reference and, where appropriate, a bibliographical reference. Identifying and locating all the records in the

database allowed them to be linked to a GIS at the analysis stage (Fig. 3).

The project covered the Late Iron Age to mid Roman periods (defined as *c* 50 BC – AD 250). Within this period, records were divided into phases. Initially, it was proposed to divide all classes of material according to the following phases (Table 1). This scheme was broadly adhered to for the pottery and registered finds, although changes, detailed below, were necessary for other classes of find.

## 2.4 KEY GROUPS

In the project design, it was recognised that the best way of comparing pottery assemblages would be to look at individual closely dated, stratified groups. Whilst problems might be introduced by residual or intrusive pieces, these generally represent associated material that is likely to have been

Project ceramic phases (CP)	Date range
1	<i>c</i> 50–15 BC
2	<i>c</i> 15 BC – AD 20
3	<i>c</i> AD 20–55
4	<i>c</i> AD 55–60
5	<i>c</i> AD 60–75/80
6	<i>c</i> AD 75/80–100
7	<i>c</i> AD 100–25
8	<i>c</i> AD 125–40
9	<i>c</i> AD 140–60/70
10	<i>c</i> AD 160/70–210
11	<i>c</i> AD 210–50

consumed over a short period of time in locations of similar function and character. Pit groups were considered the best units of analysis since they tend to reflect more direct, short-lived patterns of deposition than, for example, ditches. Closely dated groups from all feature types were included, however, provided they were interpreted as 'consumption' assemblages as opposed to, for example, pottery accompanying burials.

Initially, it was anticipated that it might be possible to look at other classes of material from key stratified groups. It was even thought probable that some features or deposits would contain rich assemblages of many or all of the main artefact types, providing a more comprehensive view of the material culture associated with a single stratigraphic unit.

Since pottery is the most ubiquitous artefact, the presence of at least one large stratified group was seen as the starting point for including a site in the analysis. Unfortunately, very few individual pottery groups were associated with any significant assemblage of the other finds categories and, as the project progressed, it was recognised that, using the available archives, a more integrated approach to ‘key groups’ was not open to us.

## 2.5 ADAPTED CRITERIA FOR SELECTING NON-POTTERY FINDS

### 2.5.1 INHERENTLY DATABLE ARTEFACTS

All datable coins were included as long as they had a secure provenance to a site included in the project. Any registered finds or vessel glass that could be classified according to an existing dated typology were similarly included. Although context date was taken into account where available, in the absence of this information closely datable registered finds and glass vessels were phased according to their intrinsic date. Museum accession numbers were also recorded in the database for coins, registered finds and vessel glass in order to facilitate cross-referencing with published or archived catalogues and illustrations.

### 2.5.2 ANIMAL BONE, OTHER REGISTERED FINDS AND VESSEL GLASS FROM DATED CONTEXTS

Other data was harvested only from contexts that were securely dated or phased according to stratigraphic descriptions in published or archive sources. Again, context information was entered and used for the purposes of phasing but context groups were not directly used as units of analysis.

## 2.6 PHASING OF COINS

Because coins are often datable to a very accurate range, a slightly different approach to phasing was used. This employed an amalgamated version of methods developed by Haselgrove (1987) for the Iron Age and, for the Roman period, Casey (1986) and Reece (1991). Although these methods differ slightly, each of them quantifies coins from defined coin issue periods and then expresses the number of recovered coins from each issue period as a relative proportion of the assemblage as a whole. The resulting statistics can then be visually displayed in graphic form or subjected to further analysis such as their deviation from provincial background.

The issues were divided into 13 issue periods (Table 2). The first four relate to those used by Haselgrove to define the later phases of Iron Age coinage. The following nine issue periods replicate those of Casey. Reece includes pre-Claudian Roman coins as his issue period 1. In this study, following Casey, pre-Claudian Roman coins are not included as it is unlikely that such coins were deposited before the invasion. Unlike Reece and Casey, the methodology makes no allowance for the length of the issue period since this is not known for the Late Iron Age issues. It should also be noted that the current method uses only date of issue and makes no attempt to account for the duration of use.

Coin issue period	Date range	Type/emperor/issuer
1	c 50–20 BC	Early struck bronze; latest British potins; legends rare
2	c 20 BC – AD 10	Includes TASCIOVANUS legends, ADDEDOMAROS and TASCIOVANUS
3	c AD 10–20	CVNOBELINVS early issues
4	c AD 20–40	CVNOBELINVS late issues
5	AD 43–54	Claudius
6	AD 54–68	Nero
7	AD 68–81	Vespasian, Titus
8	AD 81–96	Domitian
9	AD 96–117	Nerva, Trajan
10	AD 117–38	Hadrian
11	AD 138–61	Antoninus Pius
12	AD 161–80	Marcus Aurelius
13	AD 180–92	Commodus

Table 2: Project coin issue periods

## 2.7 PHASING OF ANIMAL BONE

The majority of animal bone assemblages derived from contexts that were dated to broader phases than those set out in the project design. To overcome this obstacle broader phases were established with a concordance to the project ceramic phases (Table 3).

Animal bone phase	Date range	Project ceramic phase
A	50 BC – AD 50	1–3
B	AD 44–100	3–6
C	AD 50–150	4–9
D	AD 100–250/70	7–11
E	AD 40–250	3–11
F	Late Iron Age/Romano-British	1–11+

Table 3: Project animal bone phases



## 2.8 CLASSES OF MATERIAL EXCLUDED FROM THE DATABASE

The potential contributions of other classes of material, including building material and palaeobotanical remains, were considered but ultimately excluded at the assessment stage. In the former case this was because it was doubted that sufficient consistent primary records would exist to build a useful dataset. In the latter, it was because similar synthetic work has been recently undertaken in the region (Van der Veen et al 2007; 2008).

## 2.9 DESCRIPTIVE DATA FIELDS

### 2.9.1 POTTERY

The primary data fields collected from all sites were fabric and form. Data on decoration was collected where available.

### 2.9.2 COINS

The primary data field collected was that of Emperor/Issuer. The following data fields were collected where available: coin material, denomination, obverse legend and type, reverse legend and type and mint/mark. These broadly follow current English Heritage guidelines on the recording of coins (Brickstock 2004).

### 2.9.3 REGISTERED FINDS

The minimum information collected was that of basic object name (e.g. brooch) and material type. If the object type belonged to an established typology, this information was collected where available. A free-text description of the object type was also included if possible.

### 2.9.4 VESSEL GLASS

The main data fields collected from the primary archive were glass colour, manufacturing technique and form.

### 2.9.5 ANIMAL BONE

Descriptive data was in the form of a basic species attribution (e.g. cattle, pig, sheep). Faunal remains were recorded in a number of linked tables reflecting different methods of recording and quantifying animal populations; in the case of MNE data (see below), main skeletal elements, such as vertebrae, also formed a separate data field.

## 2.10 TERMINOLOGY USED IN DESCRIPTIVE DATA FIELDS

### 2.10.1 POTTERY

Our aim was to structure all fabric and form data according to the system in use at the former Essex County Council Field Archaeology Unit (Biddulph et al in prep), where fabrics are recorded using codes based on common names. Forms were recorded using a hierarchical alphanumeric system based on Going's (1987) typology. However, as this did not include pre-Conquest forms, Essex specialists have frequently also employed the Camulodunum series (Hawkes & Hull 1947). This mixing of typologies is not ideal because there is some overlap between forms in both systems. However, given that the largest body of data was already in this format, it seemed sensible to work within the existing structure. It was also necessary to add some additional codes to this scheme to cover types which had not previously been recorded in the ECCFAU database. These primarily cover amphora types which tend only to be found in major urban centres. A full list of fabric and form codes which appear in the project database is provided in Appendixes 1 and 2.

Data on decoration has not been routinely collected in Essex assemblages but where this data was available it was entered in the format used by the Museum of London (Symonds 1998).

### 2.10.2 REGISTERED FINDS AND VESSEL GLASS

For material and object type, the thesaurus was modelled on the Oracle database used by the Museum of London. This uses a four-letter code automatically expanded to the full name on the database form. Other descriptive and typological information was provided in free-text fields.

### 2.10.3 COINS AND ANIMAL BONE

No set terminology or thesaurus was applied to these data fields because only a small number of relatively objective terms are required in the descriptive data fields.

## 2.11 QUANTIFICATION METHODS

### 2.11.1 POTTERY

Only pottery data including quantification by EVE (estimated vessel equivalent; Fig. 4) was included because the primary focus of the research was on form types and this is considered the most statistically consistent way of quantifying this variable (for a summary of this quantification method see Orton et al



Figure 4: Measuring a rim diameter and the percentage present on a rim chart to record an estimated vessel equivalent (EVE) value.

1993, 171). However, data on sherd count and weight was also available in almost all instances and was included to provide comparative data, particularly in the case of amphorae, which are consistently under-represented in quantification by EVE.

### 2.11.2 COINS AND REGISTERED FINDS

Coins and registered finds are the least problematic elements to quantify because, even when fragmentary, each example can usually be treated as representative of one individual object, meaning that only simple counts are required.

### 2.11.3 VESSEL GLASS

In theory the issues involved in the quantification of glass vessels are similar to those encountered with pottery vessels. However, in practice only quantification by sherd count was available in most archives, except for Colchester where more detailed information on minimum number of vessels was included in the publication (Cool & Price 1995).

### 2.11.4 ANIMAL BONE

Almost all assemblages had basic data in the form of number of identifiable specimen (NISP) counts, by site and by chronological phase. Where available, a series of additional methods of quantification were included for the three main domestic species. Data on the minimum number of individuals (MNI) was collected and separate fields were

included in the database for MNI counts derived from teeth only, bone only or a combination of bone and teeth. Counts of the minimum number of skeletal elements (MNE) were also collected, as was tooth wear data. The most widely applied method for ageing sheep mandibles is that of Payne (1973). In order to record the state of wear on cattle and pig mandibles, the wear stages of Grant (1982) are normally applied. Both Grant's and Payne's mandibular wear stages have been converted to absolute ages using the method outlined by Hambleton (1999). Metrical data (Fig. 5) was also collected, with the majority of the measurements taken in accordance with von den Driesch (1976) and a number of additional measurements outlined by Payne & Bull (1988).

## 2.12 SECONDARY DATA FIELDS

A number of interpretative fields were generated from the main data fields for the purpose of analysis. Perhaps the most important of these are functional categories for registered finds. In the current project these terms largely follow those set out by Crummy (1983) for Colchester assemblages. However, some adaptations have been introduced to accommodate the nature of the assemblages and the wider scope of the project. Thus, for example, security equipment has been removed from 'fasteners and fittings' to a category of its own.

Similarly, categories for pottery vessel type and function (see example screen shot in Figure 3) have been generated in the database, following the model used in the Oracle database at Museum of London Archaeology (Symonds 1998). A concordance of form codes and vessel type/function is provided in Appendix 2.



Figure 5: Collecting metrical data by measuring a horse femur using an osteometric board.

## 3 METHODOLOGICAL PROBLEMS

### 3.1 INCONSISTENT USE OF POTTERY TYPE-SERIES

#### 3.1.1 INTRODUCTION

Bringing together pottery data recorded using different type-series, where different sets of codes have been used to describe fabric, form and decoration, was one of the major obstacles encountered during the project. This is largely because different coding systems, and their use, can encompass different levels of ‘lumping’ and ‘splitting’ (as described by Orton et al 1993, 73) where the former assumes fabrics are the same unless demonstrated to be different and the latter assumes that all fabrics are different unless demonstrated to be the same.

#### 3.1.2 ESSEX ASSEMBLAGES

Although a large body of data was already in a consistent format, at least five different incompatible recording systems were encountered in Essex archives (excluding a much larger number of assemblages for which no primary records survive). Fabric and form codes often had to be deciphered (with varying levels of success) through a laborious process of cross-reference drawing numbers for the forms or interpreting the common names given to fabric types.

In many cases the publications did not make clear the methodology actually used to do the recording. For example, it became clear that the Going (1987) type-series developed for the Chelmsford *mansio* assemblage was not formulated until after the primary pottery records were complete. Therefore what was originally assumed to be a straightforward data-entry task turned out to be a time-consuming exercise and not all of the records could be adequately interpreted.

#### 3.1.3 COLCHESTER

The publication of the pottery from the excavations in Colchester (CAR10: Symonds & Wade 1999) has come under criticism because of its failure to publish key groups and relate the pottery to its context (eg., Cool 2006, 76). Although the data was available in a digital format, it was completely incompatible with that harvested from the former Essex County Council Field Archaeology Unit (ECCFAU) database.

The Colchester fabric type-series, which uses a system of two-letter codes, is, for some fabric types at least, too broad – thus imported Terra Nigra, for example, is not separated from

local imitation fabrics. For this reason, the archive was revisited in order to re-record the less certain fabric groupings from the large key groups identified. An even greater issue is that the form type-series is not fully explained in the published report. It takes a close reading of the text to realise that, although 20 pages are devoted to explaining the Camulodunum series, this was not the system used in the original recording process. Indeed it took days of work in the museum stores to be able to interpret the form codes in the digital archive. A written expansion of these codes was found but there is no illustrated version, meaning that it is difficult to understand them without using a form reference collection that runs to hundreds of boxes of pottery. Effectively, this means it would be impossible to use the form type-series in any other location than at the Colchester museum store. It is probably for this reason that more recent assemblages recorded for the Colchester Archaeological Trust have reverted to using Hawkes & Hull (1947) instead of the CAR10 form series.

Even after the reassessment of the selected fabric types, there remained the significant problem of bringing the data from the non-reassessed fabric types into the same format. Again this involved a process of ‘best-fit’ translation of written descriptions of form types on a record-by-record basis, almost certainly resulting in the misinterpretation of some form codes.

#### 3.1.4 CAMBRIDGESHIRE

The Cambridgeshire data was donated in digital format by the Cambridge University Field Archaeology Unit (CUFAU). It uses unpublished fabric and form type-series developed by Gavin Lucas. Particular difficulty was encountered with using the form type-series because no illustrations were available and the terminology of common names varies considerably from that in use in Essex, although Katie Anderson of CUFAU was able to provide some assistance in understanding the codes. The codes were again translated on a record-by-record basis, sometimes with not entirely satisfactory results.

#### 3.1.5 LONDON

London has perhaps the longest history of consistent pottery recording using established fabric and form codes (Marsh & Tyers 1978; Davies et al 1994), linked to an accessible fabric reference collection. Digital data, using these codes, was available for assemblages from Department of Urban

Archaeology (DUA) sites excavated in the 1970s and 1980s. Again, fabric codes were translated record-by-record and again this proved less than ideal, especially because some well-sourced local coarse wares in London do not reach Essex and therefore do not appear in the list of Essex codes.

A slightly different approach was taken with the forms from London: instead of directly translating codes, a separate concordance field for form types was formulated, providing a common field for analysis. This involved using broader form definitions, eg concordance at the level of butt-beaker or girth-beaker but not to the finest level of detail that is often required to define chronological developments within a single functional class. Details of how specific form codes were concorded are provided in Appendix 2.

### 3.1.6 OVERVIEW OF PAST AND CURRENT RECORDING PRACTICES

It is important to recognise that many of the examples of bad practice outlined above were of their time. Projects of the pre-PPG 16 era often had to cope with enormous volumes of material with limited and intermittent funding but with no existing framework for recording. The failure to detail the methodology actually used to do the recording, seen in Colchester and other publications, perhaps also reflects a contemporary view that individual site reports were a finished product rather than part of a growing regional data resource.

Up to a point, recent practices of pottery recording in Essex conform to the assertion from a review of grey literature from Essex that ‘standardisation is evident, both in the widespread adoption of established form and fabric series and the routine adoption of quantification’ (Holbrook in prep). However, most of the larger assemblages from this period have been recorded by a single organisation, the former Essex County Council Field Archaeology Unit, whilst one of the specialists working on both the Stansted and A120 assemblages recorded at Oxford Archaeology/Framework Archaeology had previously worked on the Heybridge pottery, the assemblage for which the current ECCFAU system was developed and finalised. It is less clear that other organisations currently working in Essex are using standardised methods of recording.

Table 4 summarises the recording practices used in a selection of a grey literature reports issued by different archaeological organisations working in Essex, available online through the OASIS resource. Many of these are post-excavation assessments of fairly insignificant assemblages but it is clear that various different type-series and quantification methods are still

in use within a region that has been praised as being amongst the most consistent in terms of pottery recording.

### 3.1.7 DISCUSSION

A general belief that consistency was important can be detected in documents such as Webster’s student’s guide (1964) and the first guidelines for recording Romano-British pottery by Young (1980). The 1980s saw more widespread use of type-series but, as demonstrated by the broad array in use in Essex, these tended to be confined to a single site or a town and its hinterland. The Fulford & Huddleston report (1991, 11) estimated that 70% of published assemblages used no established fabric type-series with only slightly more encouraging figures for use of form type-series. There are no comparable figures relating to the period of developer-funded archaeology, but anecdotally Essex is unusual in having achieved a more consistent approach since PPG16 came into force. The break-up of the monopoly of county-based units, with specialists increasingly working in a number of different regions, sometimes including unfamiliar ones, has compounded these historical problems and the inconsistent use of type-series continues to be highlighted as one of the major issues facing specialists today (Willis 2004, 7).

The aspiration to a nationally consistent fabric and form type-series that would facilitate both intra- and inter-regional comparison existed at the time of the Fulford & Huddleston report (1991, 11–12), although practical solutions as to how such a plan could be implemented have been less forthcoming. Later in the decade the publication of the National Roman Fabric Reference Collection (NRFRC; Tomber & Dore 1998) introduced fabric codes for most imported and regionally traded fabrics, but whilst most pottery specialists do now use the publication for reference, few, if any, have actually adopted its coding system for the purposes of recording, probably because the NRFRC does not cover many of the local fabrics that dominate most assemblages.

More recently, an attempt to formulate a universally applicable fabric and form type-series, based on an assemblage from Hayton, East Yorkshire, has not been widely adopted. It was felt, in hindsight, that the new system needed to be more extensively publicised and that a lack of resources dedicated to training specialists in its use may have contributed to the poor take-up (Phil Mills, pers comm). In part it may also reflect a real concern that one size does not fit all possible variations in the material culture of different regions. Further, there is understandable resistance by specialists to giving up familiar recording systems. In regions such as London it would seem



Site	Quantity (sherd count unless stated)	Organisation	Fabric type-series	Form type-series	Quantification method	Reason for non-inclusion
Dry Street, Basildon (Brooks 2006)	909	CAT	CAR10 with site-specific codes explained in text	Hawkes & Hull 1947	sherd count, weight, EVE	no large groups
Skyline 120 Business Park, Great Notley (Holloway 2006)	Weight (10,983g)	CAT	CAR10 with site-specific codes explained in text	Hawkes & Hull 1947	sherd count, weight	not quantified by EVE and would involve the same problems encountered with translating CAR10 fabric codes
Balkerne Heights, Colchester (Wessex Archaeology 2004)	19,514	WA	Wessex Archaeology (unpublished)	Wessex Archaeology (unpublished)	n/a	full recording/quantification not yet complete but the standard Wessex methodology would be incompatible with the project fabric and form codes
St Mary's Primary School, Great Dunmow (Phelps 2009)	1230	NAU*	NRFRC and Biddulph <i>et al</i> , in prep for local wares	Going 1987	sherd count, weight, EVE	identified too late for inclusion; but compatible with the project data
Weldon Gap, Rose Lane, Great Chesterford, Essex (Rees 2008)	82	CAMARCH	none stated; fabrics divided into groups by common name	none stated	sherd count, weight, EVE	too small
Omega Cottage, Great Chesterford (Winter & Ashworth 2003)	239	HN*	none stated but Going (1987) is referenced in the text	none stated but Going (1987) is referenced in the text	sherd count, weight	too small, poorly stratified
Sandy Lane, West Thurrock (Clarke & Edwards 2008)	5	AOC*	none used	none used	sherd count, weight	too small

Table 4: Summary of pottery recording practices from recent grey literature reports (source ADS). Abbreviations CAT=Colchester Archaeological Trust; WA=Wessex Archaeology; NAU=NAU Archaeology; CAMARCH=Cambridgeshire Archaeological Field Unit (now Oxford Archaeology East); HN=Heritage Network; AOC=AOC Archaeology Group. \* Denotes work carried out by external specialists on behalf of these organisations

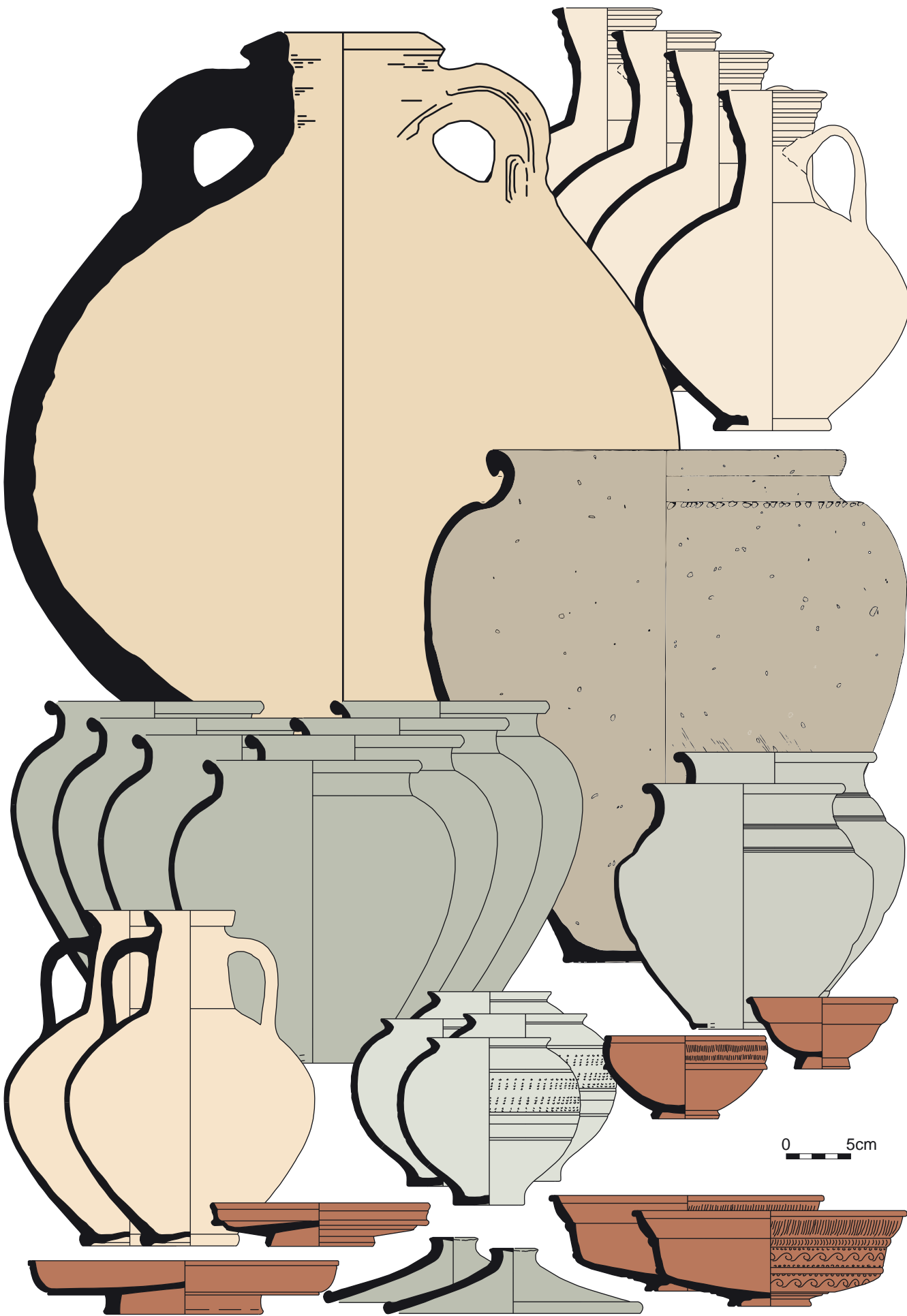
counter-productive to abandon a widely established fabric and form type-series in favour of a new system that would take a significant amount of time to learn, would undoubtedly encounter teething problems and would be inconsistent with the vast dataset so far amassed. However, a very large number of regions and counties continue to have no consistent regional type-series. In a context where the majority of post-excavation work is funded on project-by-project basis, often to very tight budgets, it is difficult to envisage this problem being resolved without external funding.

The project form concordance field adopted for the current project (see 3.1.5 and Appendix 2) shows one approach to how different regional type-series could be linked together for larger-

scale analysis, overcoming some of the acknowledged problems of oversimplifying functional types encountered in previous attempts at regional synthesis (eg, Evans 1993; 2001; Meadows 1997). This system of course still involves a subjective element of lumping and splitting and a functional/cultural type, even where it appears fairly well defined, may have been used in many different ways. However, using this sort of broader approach to classifying forms can enhance our understanding of the real cultural and functional trends. For example, this

#### Right

Figure 6: Simplified overview of the types and ratios of vessels found in a typical early Roman urban military group, based on quantified data from Colchester.



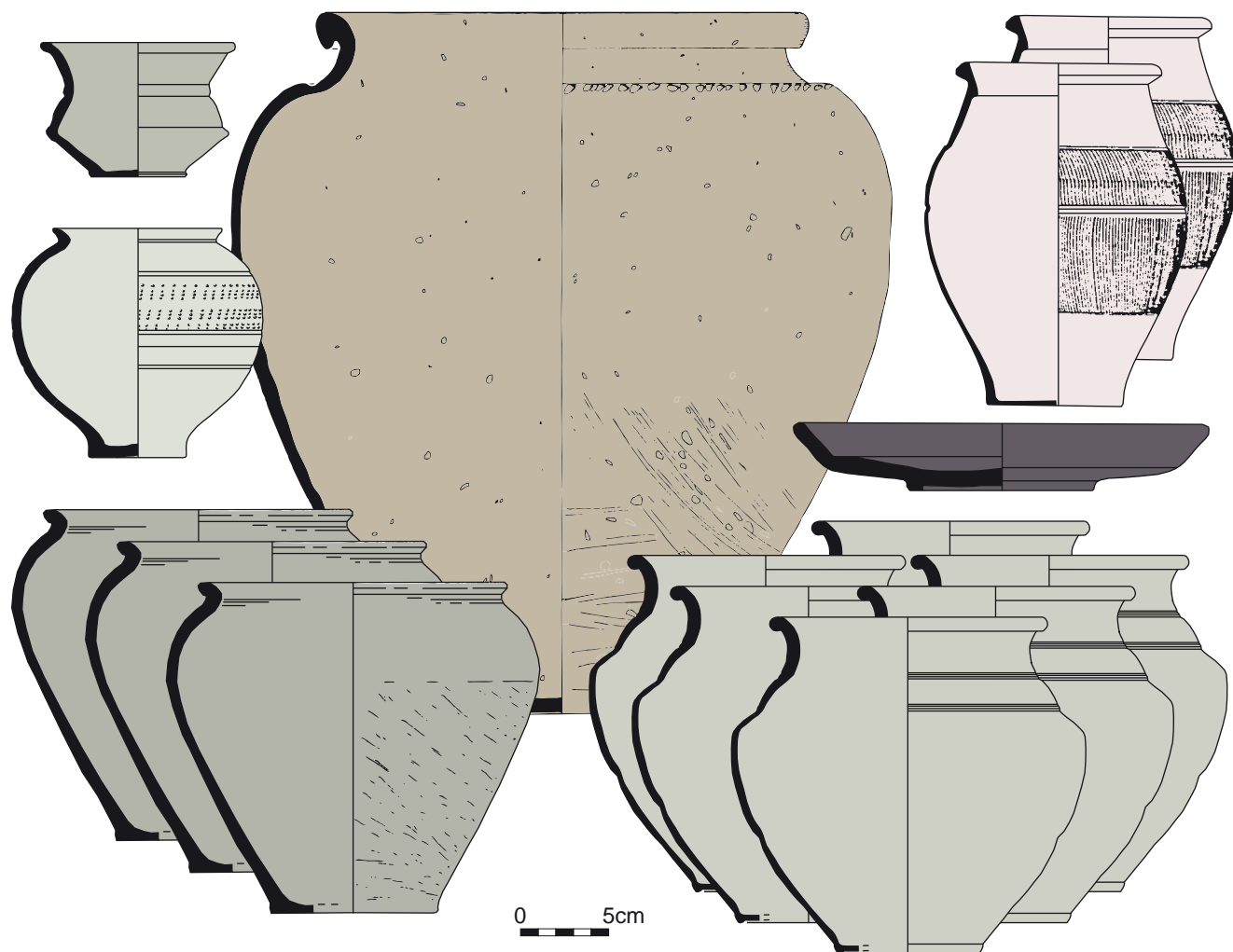


Figure 7: Simplified overview of the types and ratios of vessels found in a typical early Roman high-status Gallo-British site, based on quantified data from Heybridge.

sort of data allowed us to produce Figures 6 and 7 which give simple visual overviews of the types and proportions of different vessels typically found in early Roman urban military and high-status native/Gallo-British pottery groups, based on project data from Colchester and Heybridge respectively. This clearly shows pronounced differences in styles of drinking and dining, with a much greater emphasis on flagons and samian cups, platters and bowls amongst the military population. Although serving and drinking vessels were also common types in native settlements these were typically large butt-beakers and platters based on Gallo-Belgic proto-types.

## 3.2 INCONSISTENCY IN OTHER DESCRIPTIVE DATA FIELDS

### 3.2.1 INTRODUCTION

The other classes of material suffer less acutely from problems of differing typology; data fields such as ‘emperor/issuer’ or ‘species’ are generally less prone to subjective variation in

classification than pottery fabric or forms. Although there are differences in terminology in both recent and older reports, in many cases these were easy to interpret and adapt to a common system, thus avoiding the problems seen with ceramics. However, some problems were encountered with terminology and the level of detail in the primary data fields.

### 3.2.2 COINS

Some publications did not include full coin catalogues and many that did listed only the issuer, lacking even basic information on denomination. One common problem was a failure to distinguish the class of copies of coins of Claudius, which might enable researchers to identify which are Claudian products and which Neronian. Data on use-wear, a field that might have allowed a greater consideration of the circulation period of coins as opposed to their date of issue, was rarely present. Some difficulty was also encountered with coin catalogues that used references to the publication *Roman Imperial Coinage* (RIC) as these were time-consuming to look

up and there was sometimes uncertainty over which editions of *RIC* volumes were being referenced. More detailed data was often found in the paper archive but few archives were up to more recent English Heritage standards (Brickstock 2004). There was also concern that some coin catalogues or summaries had been completed by less experienced specialists.

### 3.2.3 REGISTERED FINDS

It was sometimes difficult to achieve consistency in recording the registered finds, largely because of the disparate nature of the data sources. For example, the Heybridge data required considerable editing/interpretation for the purposes of standardisation of object names. The digital records from London gave basic identifications and full quantification of the different classes of object, but with only limited information on typology and dating. Data from many more recent excavations was available in the form of assessments, notably for the Cambridgeshire sites. The level of detail was inevitably limited, and the data was transferred from word-processed lists with some danger of misinterpretation.

In many cases where information in the primary archive was considered ambiguous or inadequate published illustrations could be consulted, but the availability of illustrations was patchy. There was, for example, much variability in the proportion of finds presented in the published volumes. In some cases, published illustrations could not be related to the archive data because archive accession numbers were not included in the published catalogue. Some types of find that were included in the analysis have not been universally treated as registered finds with unique accession numbers; among these are querns and fired clay objects, most notably loom weights. This has inevitably led to such objects being recorded inconsistently on the project database.

## 3.3 INCONSISTENCY IN METHODS OF QUANTIFICATION

### 3.3.1 POTTERY

One of the chief problems leading to the decision to exclude or requantify key groups was the lack of quantification by EVE. The arguments for and against various methods of quantification have been made at length elsewhere (eg, Millett 1979; Fulford & Huddleston 1991, 8; Orton 1993) and are not repeated here. All have their advantages and disadvantages, and might lend themselves more to particular assemblages or research questions. The most important point to emphasise is that we can compare two assemblages directly only if they use

common fields of quantification. It is true that each additional method of quantification has some implications in terms of time and cost and it is interesting to note that the most recent guidelines from the Study Group for Roman Pottery (SGRP) only recommend recording sherd count as a minimum standard, stating (SGRP 2004, 70):

the recording of EVEs does not form part of the basic archive, and should be reserved during any further work for only those groups where there is clear potential for useful information to be gained from quantification.

This guideline may have provided us with the data we needed since we included only key groups; however, future studies could integrate all pottery data by phase, so partial quantification by EVE is not ideal. Pragmatism is of course necessary and there is always a risk that precious resources may be wasted by quantifying too comprehensively. At least one of the assemblages included was recorded by a specialist who was told that the budget would allow for only one method of quantification although they would have chosen to use more. The current project has emphasised that using additional methods of quantification may increase recording time very marginally in the first instance but failure to do so can greatly reduce the suitability of data for regional comparison or necessitate very costly re-recording of assemblages. Since we cannot know how future researchers will wish to interrogate the data, it would be best practice to use as many different methods of quantification as possible, ideally including sherd count, weight and EVE.

### 3.3.2 VESSEL GLASS

Problems in the quantification of vessel glass were chiefly caused by variability in reporting, whereby it is sometimes difficult to gauge the true size of the assemblage. Distinction must be made between accession numbers (recorded as single-row entry on the database) and sherd or fragment count. Accessions can consist of many fragments (multiple fragments of naturally coloured vessel glass, for example). Details of fragment numbers are not always clear in the reports and this analysis has, of necessity, concentrated on accession count.

Calculation of the minimum number of vessels present would also be necessary for detailed comparison but unfortunately this was available only for Colchester (Cool & Price 1995). Therefore while it has been possible to attempt such comparison (in a very subjective manner) from the published data, it was not possible to do so for the less detailed archives.



### 3.3.3 ANIMAL BONE

Basic analysis of bone assemblages should include a raw fragment count as well as the number of fragments identifiable to species (NISP). However, whilst fragment counts have the advantage of providing a crude description of both the scale and composition of a bone sample, many zooarchaeologists question the value of NISP counts, which are often affected by recovery bias and taphonomic factors (O'Connor 2003, 135). Species identification is always open to some interpretation when analysing elements such as ribs and vertebrae, which have little variation between species. Consequently a number of methods have been devised for calculating NISP, such as excluding ribs, vertebrae and cranial fragments from the count, only counting bone and excluding teeth, and the POSAC (Parts Of the Skeleton Always Counted) method (Davis 1992). In some cases the method for calculating NISP has not been defined, so we have had to presume that all bones and teeth that could be identified were included in the count.

The calculation of minimum number of individuals (MNI) is a commonly used method for facilitating our understanding of species representation and can be a useful control of NISP. In some assemblages, including Harlow, Heybridge and Sheepen, MNI was calculated by separating the bones and teeth, thus providing two counts. In these cases, the MNI counts based on teeth have been used for this project as they tend to survive better in the archaeological record. Other authors calculate the MNI using only the bone and excluding the teeth (Chelmsford) and some use the combined assemblage of teeth and bone (Sheepen). There are many factors that affect the parts of the skeleton deposited in the archaeological record (O'Connor 2000) and it is thus always more effective to use MNI alongside NISP.

The minimum number of skeletal elements (MNE) is calculated for each species represented in an assemblage and involves a basic tally of the frequency of the occurrence of each anatomical element. MNE counts are widely used to establish butchery practices by analysing skeletal abundance. The results are often difficult to interpret owing to the effect of taphonomic factors.

The relatively standardised method of taking measurements following von den Driesch (1976) and Payne & Bull (1988) has facilitated intra-site comparisons where relevant data has been collected. However, the collection of biometrical data is severely hampered by the condition of the assemblage, making wide comparison of stature and sex profiles difficult.

The benefits and inaccuracies of different quantification methods have been widely debated (Grigson 1982; Luff 1993;

O'Connor 2000). As yet, there is no apparent consensus as to which methods are the most reliable and so different specialists present data differently. Although this can hamper inter-site comparisons it does allow the data to be more flexible. In contrast to the situation with pottery and vessel glass, there seems to be less justification at present for defining a standardised technique when the accuracy of each is unknown. However, providing that time and funding is available, using more than one method would probably expand the potential of archive data, making it more likely to be compatible with a greater number of assemblages recorded by other specialists. Given the variability of recording methods, it is essential that the recording methodology be published in some form, either in the volume itself or easily and permanently accessible online.

Animal bone assemblages have been compared by site and by phase and although a number of different methods have been utilised to calculate the relative proportions of species, both in terms of NISP (number of identifiable specimens) and MNI (minimum number of individuals), these have been directly compared in order to make general observations regarding species abundance. No attempt was made to return to primary data to recalculate these figures using a unified method as this would have been beyond the scope of the project and, because of the loss of archives, impossible in certain cases.

## 3.4 PHASING

### 3.4.1 POTTERY

Creating a system of ceramic phasing for the project was complicated by the various existing and incompatible ceramic phasing structures from Colchester, Chelmsford, Elms Farm and London. Differences in the way that parcels of time are divided up may reflect real variations in patterns of land use from site to site, so imposing a regional structure will always be a somewhat arbitrary process. However, the point of doing so, in the context of the current methodology, is only to ensure that any patterns that emerge cannot be explained by chronological factors.

It is worth emphasising that spot-dating as a technique relies upon certain well-defined changes in the ceramic and/or stratigraphic record. One point to note therefore is that the project ceramic phases that were set out at the project design stage are perhaps unnecessarily narrow – for example, ceramic phase 4 covers just five years. As a solution to this problem many groups were assigned to a range of ceramic phases rather

than a single one, so that a context dated to AD 50–70 would be assigned to ceramic phases 3–5.

Nevertheless, introducing a completely new system of ceramic phasing in fact presented few problems because we were dealing with a finite number of relatively well-dated groups that could be fairly easily rephased for the project database.

### 3.4.2 COINS

The current scheme of coin phasing, which amalgamates existing issue periods used by Haselgrove and Reece/Casey, has the advantage of treating Iron Age and Roman coins with similar analytical methods whereas, in the majority of excavation reports, they are treated as separate categories of find and reported on by different experts.

It is not suggested by this linking of the two series together that Iron Age and Roman coins functioned in the same way or that they originally formed a continuous series. Rather, the intention was to produce a single comparative series enabling the relative proportions of Iron Age and Roman coins from individual sites to be compared and the development of each site to be seen as a continuous sequence of events.

### 3.4.3 REGISTERED FINDS

As already noted, some registered finds were dated to an existing typology but many were simply phased according to the spot-date or phase of feature from which they came. The ability to date the context was highly dependent upon the level of detail in the published report and how well the finds were integrated within the site sequence. It should be noted that the Colchester reports were exemplary in this respect. Some reports were more problematic, but in many instances it was a problem with a residual/unstratified assemblage rather than the method of reporting. Little contextual information was available for recent unpublished sites.

### 3.4.4 ANIMAL BONE

The use of separate animal bone phases was necessary for pragmatic reasons, since few of the assemblages could be very closely dated. In fact, in retrospect, it might have been preferable to use a simpler scheme with broader phasing for all classes of finds.

## 3.5 AVAILABILITY OF DATA FROM DIFFERENT SOURCES

### 3.5.1 DIGITAL DATA

Although much of our data was from older sites, a significant amount was available digitally. In London the DUA was an early adopter of finds databases using standardised terminology. A large quantity of both pottery and registered finds data was therefore available, though in the latter case there was a general lack of detailed typological description in the records. Although the format of London pottery data is not totally compatible with methods used for Essex assemblages, it was at least easily interpreted. Animal bone datasets from London were also evaluated at the project design stage; ultimately only one, from Leadenhall Court, was used. Similarly, digital coin data from London was not available for integration into the project database.

Digital data collected at ECCFAU, particularly from Heybridge, formed a large part of all of our finds datasets. Digital pottery data was also available from Colchester although, as described above, this could not be included without a partial re-recording of the original material.

Finally, digital data collected by Oxford Archaeology, Wessex Archaeology and Framework Archaeology projects was very easily integrated into the project dataset. In the case of the registered finds and animal bone, this could be accessed directly from the CDs accompanying the publication reports. In terms of pottery records in particular, these projects stand out as examples of good practice where an archaeological contractor has used the local fabric and form type-series.

### 3.5.2 PUBLISHED SOURCES

Quite a large body of data was available in hard-copy published reports, whether within the main printed text or on microfiche, and an important proportion of the registered finds, coin and animal bone datasets was harvested in this way. Sites published as Council for British Archaeology (CBA) research reports were most useful in this respect, amongst them Sheepen (Niblett 1985), and Chelmsford (Drury 1988; Wickenden 1992). The full registered finds archive for the Colchester sites was also available (Crummy 1983; 1992a; 1992b). A large amount of animal bone data, particularly from Colchester, was recovered from microfiche. This data has been invaluable though extracting it was time-consuming. No pottery data was obtained from published sources, probably because such data tables would be impractically large to publish in hard copy.

### 3.5.3 REVISITING ARCHIVES

Revisiting paper archives was carried out mainly for pottery and animal bone assemblages and was often problematic. In three cases, primary pottery records that had been identified in the assessment process could not be located in museum stores. Basic access to archives was in itself an issue and required significant forward planning. The high cost of central locations has led many museums to open stores in out-of-town locations. These are generally unstaffed and, for health and safety reasons, unsupervised visits are not usually allowed. Although curators have been extremely helpful and enthusiastic, any attempt to work on the material on site is constrained by their ability to spend long periods away from their main workplace. Most curators were happy to loan pottery and/or archives but it is worth noting that it may now be more difficult than in the past for independent researchers to gain access to such material.

Storage of finds, particularly of older collections, is also an issue; pottery, in particular, was often removed from its context group for study of specialist wares or illustration and never reintegrated. The fact that Colchester pottery was stored by fabric grouping rather than context made the reconstruction of the CAR10 groups particularly problematic. However, whilst this is now acknowledged as a mistake, it is still common practice in some organisations to store finds according to bag numbers, which then require a concordance to original context numbers. This seems to be an unnecessary layer of numbering that can only make losing associations between context groups more likely in the future.

There were a number of problems encountered when attempting to track down the animal bone archives, particularly when, subsequent to the assessment, it was established that many of Rosemary Luff's paper archives relating to Colchester, Sheepen and Chelmsford had been lost or destroyed. The primary data that could not be retrieved owing to the loss of the paper archive included the mandibular wear stages for cattle, sheep and pig at Sheepen and Colchester and it was initially intended to return to the assemblages to re-record the tooth wear data from these sites. Unfortunately, it was discovered during the course of our research that some of the bone assemblages from Colchester and Sheepen had been discarded. This was primarily because they had not been stored correctly and became covered in bird droppings (Paul Sealey, pers comm). There was no record of what proportion of the assemblage had been discarded, making a return to the archive futile.

### 3.5.4 COST OF COLLECTING DATA FROM DIFFERENT SOURCES

Timesheet data was logged against specific pottery assemblages including all aspects of work, for example tracking down archives and requesting access, travel to museums as well as requantification and data-entry.

The factors affecting the amount of time spent are unique to each individual assemblage. However, the two most significant issues are, first, the availability of digital data that can be easily uploaded as opposed to data that has to be manually entered and, second, the use of a regionally consistent fabric and form type-series as opposed to other recording systems that take time to interpret and translate. The selected examples in Table 5 suggest that where either of these factors are lacking this results in the order of a 4- to 5-fold increase in the amount of time taken to produce data in a consistent format.

Re-recording pottery from scratch was clearly the slowest and most costly way of producing data, although, as already noted, it may be a matter for debate as to whether it is preferable to return to paper archives that are difficult to interpret or to re-record from scratch in a way that is tailored to the project methodology (Fig.8). However, even the limited requantification of key groups from 12 different sites amounted to about one working year's worth of time and consequently



Figure 8: Recording pottery by fabric type using a binocular microscope. Only a limited number of pottery groups were re-examined and recorded and this was only undertaken when no other records could be found or existed.

Site	Data type	Number of database records	Hours used	Records generated per hour
Stansted Framework sites	digital archive using the project regional fabric and form type-series	821	3	273.7
Colchester Head Street	digital archive not using the project fabric type-series (forms were recorded using the compatible Camulodunum series)	722	9	80.2
Chelmsford temple	paper archive using regional fabric and form type-series	965	15	64.3
Chelmsford <i>mansio</i>	paper archive not using regional fabric and form type-series	2127	134	15.9
Braintree sites	requantification from scratch	844	162	5.2

Table 5: Comparison of time taken to generate pottery data from selected sites

made up a significant proportion of the overall costs in the project budget. Clearly, in a climate of significantly reduced funding for research archaeology, future projects will need to justify even more robustly the decision to obtain data by costly requantification using professional specialists. There will plainly be cases when this is the only viable way to address relevant research questions, particularly where material of national or regional significance lies unrecorded in museum stores. In academic archaeology, particularly within the scope of PhD projects, tasks such as requantification and data-gathering are less strictly itemised and budgeted individually and may continue to form the basis for research.

### 3.6 WHICH IMPORTANT ASSEMBLAGES WERE OMITTED?

#### 3.6.1 POTTERY

Well over 40 pottery assemblages were considered but rejected at the assessment stage of the project. This was for a variety of reasons, including a lack of suitable groups, but more often because of a lack of archived data. Requantification of pottery groups was considered but in many cases it was doubted that the material survived in its original context group, and perhaps the most important assemblages to be omitted were Sheepen and Gosbecks. The inclusion of pottery from these sites would clearly have allowed for a much more rounded consideration of the development of Colchester from a tribal capital to a Roman town.

#### 3.6.2 REGISTERED FINDS

A problem with the selection of sites was the fact that it was essentially guided by the groups already chosen for ceramic analysis. It was recognised during the assessment stage of the

project that in the Late Iron Age modern Essex lay within a much larger 'Eastern Kingdom', proposed by Creighton (2000). Moreover, current trends in finds research (Eckardt 2002; Crummy and Eckardt 2008) have emphasised the importance of wide-ranging finds studies for the identification of regional differences. Although strong arguments could be made, therefore, for a more extensive survey, incorporating for instance sites in Hertfordshire and Kent, the work involved would have been prohibitive and a sample focusing on the north-eastern area was thought to be more realistic. The inclusion of assemblages to the west and south of the main study area, while obviously increasing the validity of the analysis, would have had serious implications on both budget and timetable.

### 3.7 LIMITATIONS OF THE GATHERED DATASET

#### 3.7.1 BIASES IN DATA

Largely as a result of the methodological problems detailed above, inclusion of material from different sites was often dictated by circumstances beyond our control and thus there are undoubtedly significant biases in the data. By using large pottery groups as a starting point for inclusion in the project, we significantly limited what was available. For example, prior to PPG16, villas had been disproportionately targeted and since we were more likely to find problems with older assemblages, this site-type is under-represented. Conversely, developer-funded work focuses excavation on lower-status rural sites and those datasets were much more likely to meet our criteria. Urban sites, where finds are generally more abundant, are over-represented in all our datasets.



Different levels of excavation and finds recording have also clearly had an impact. It is difficult to estimate what effect different on-site methodologies such as sampling strategy, use of sieving or metal-detecting have had on results. Similarly differential use of X-raying may have led to more frequent identification of some types of metal finds on certain sites. Heybridge, where very large-scale excavation and very detailed digital recording was completed, is for example, probably over-represented, particularly in the coin and registered finds datasets.

### 3.8 APPROACH TO ANALYSIS

#### 3.8.1 'HONEY POT' APPROACH TO ANALYSING POTTERY

The theory behind selecting key groups as the perfect units of analysis remains sound. In retrospect, however, given the relatively small number of well-stratified, closely dated unambiguous 'consumption' groups encountered on some sites, a larger and perhaps less biased dataset might have resulted had we looked at pottery in a similar way to other classes of finds, by including all material attributable to a phase regardless of context.

#### 3.8.2 APPROACH TO ANALYSING REGISTERED FINDS

For most classes of registered finds, particularly those where less typological detail was available, a broad-brush approach to analysis was followed, examining each group by functional category, looking first at the overall assemblage, then at the assumed site hierarchy. This was then broken down by individual site to check anomalies, providing a chance to examine any distorting depositional factors. At this stage, no consistent attempt was made to examine objects by phase. In practice, some functional categories and some individual objects, notably fasteners and fittings, were excluded from the comparison tables, as it proved impossible to record these consistently. Two methods of analysis were used; a simple percentage calculation for each site, illustrated by a bar chart, and the more sophisticated correspondence analysis expressed by CA plots. This analysis has been used with some success for looking at the patterning of individually accessioned objects, assisting the 'characterisation' of discrete assemblages and contributing to the overall studies of classes of site. The results were unsurprising but reinforced initial impressions.

Certain categories of object, either functional groups or individual types of object, were selected at assessment for a

higher degree of analysis, including brooches, objects used for textile production, metal vessels, writing equipment, tools and security equipment, with some additional minor groups (Fig. 9). Where possible these were examined not only by site-type but also by general phase. For this type of analysis the single-entry database, allowing breakdown by object name, was an essential tool. Such analysis would not have been possible from the simple scanning of records. The project database would not however be suitable for in-depth analysis/research of individual objects or classes of object, which would require tailor-made recording forms.



Figure 9: Examining a Roman brooch in relation to a published typology. Brooches were one of the groups selected for detailed analysis and 711 brooches from sites in Essex were considered as part of the study.

## 4 DISCUSSION

### 4.1 HOW COULD AVAILABILITY OF DATA BE IMPROVED?

The concept of 'preservation by record' is more commonly associated with field archaeology where excavation is, in itself, a destructive process. Whilst this is less obviously the case with artefact studies (in theory one could reproduce the same dataset over and over again if finds are retained in their original context groups) the current project has shown that, in practice, finds records are a snapshot that often cannot be fully repeated. Whilst we can and should work to improve the standard of archiving, arguably there should be no need to go back and re-record basic data, as this is an equally important part of the record that needs preserving for future generations of archaeologists.

One issue is the extent to which data is available in the published record. As has been shown, coin, registered finds and bone catalogues are often provided in hard-copy publications although the methodologies being used are clearly not as standardised as they could be. In the case of animal bone, tables generally consist of detailed summary information, rather than bone-by-bone records. The summary data was sufficiently comprehensive for our purposes, although it remains necessary to retain more detailed records and to document where these are archived. Raw pottery data tends to be much less widely available, with only summary tables such as quantification of fabric types by phase being usually provided. These are clearly a useful interpretive tool but they represent data that has already been selected and manipulated in order to answer specific questions relating to the individual assemblage and therefore signify a loss of detail. What is really required as a resource for future research is data in its raw form (Willis 2004, 9), including (as a minimum) the fields: context; fabric; form; decoration; sherd count, weight; EVE.

It is often not practical to produce very large tables in hard-copy publications, although the current project did retrieve a large amount of data on animal bone and registered finds (although interestingly not pottery) from microfiche. Whilst microfiche is more or less obsolete in terms of current publication practice, site reports are increasingly including additional digital data, currently in CD format. Historically, the relegation of important specialist reporting to microfiche has been criticised (Fulford & Huddleston 1991, 12) but it

(and its current equivalents) does at least provide the data for those who are determined to find it. It should, however, be noted that the technology to read microfiche is likely to outlast the general use of CDs, so that data currently being published may be more difficult to access in ten years' time than that published in the 1980s.

Although reports published recently with data CDs provide the ideal quality of digital data for registered finds, it is clear that they are not routinely including raw pottery data, instead favouring a much larger range of interpretive tables. It was therefore necessary to contact Oxford Archaeology and Wessex Archaeology directly in order to obtain the raw data we needed from the A120 and Stansted sites, both of which were published with data CDs. Animal bone data available in CD format provided detailed summary tables that were comprehensive enough for our purposes.

It is also significant that all the digital data obtained for the project, with the exception of one animal bone archive from London, was supplied either by commercial archaeological units or by individual specialists rather than being obtained from deposited archives. It therefore remains unclear how secure this data will be in the future. Where digital archives are deposited, both hardware and software quickly become obsolete. A case in point is the Ivy Chimneys, Witham archive where an Omnis database stored on 5½ inch floppy disks was collected from the archive, but the cost of obtaining it using specialist data retrieval services proved prohibitive. In this case, paper records were also available, proving that it remains necessary to retain hard copies in the archive. Ideally, part of the role of curators/archivists should be the maintenance of digital data in current file formats. However, in practice it seems unlikely that this will happen without specific funding being provided at the point of archive deposition.

Increasingly, secure data storage on services such as the Archaeology Data Service (ADS) is being recommended (eg, Haselgrove et al 2001, 15; Perrin 2002, 81; English Heritage 2006a, 7; Brown 2007, 3.2.6) but so far this is happening in quite a sporadic way and there are few examples of raw finds data from standard developer-funded projects being stored in this manner. This is a direct result of a failure properly to build the costs of long-term data storage into project tenders.

As specialists we perhaps need to move away from viewing data as personal property and bear some responsibility for

making it widely available to others. Online publication of raw datasets in advance of hard-copy publication has been suggested as a relatively inexpensive way of alleviating the problem of long time lags between excavation and publication, and of making finds and environmental material available to a wider audience for a use in variety of multi-disciplinary studies (Allison 1997, 82). If we can establish regionally consistent methods of recording, the next logical step would be to have an online database for each region where new datasets are uploaded as soon as recording is complete. It has been pointed out that the mining of such datasets should be a major research goal for the future (Wilson 2009, 244).

## 4.2 HOW CAN STANDARDS OF RECORDING BE IMPROVED?

Although the accessibility of data from sites of the last 15–20 years was found to be relatively good, it should be noted that the problems of maintaining usable data for the future are far from resolved. It has been already been argued above that following a standardised method of recording and quantification is the only way of ensuring that the finds record within a region is sufficiently consistent to facilitate larger-scale research projects. This problem seems to be the most acute in pottery analysis because of the problems of differing typologies. These issues receive a prominent place in the published research framework document from the SGRP (Willis 2004, 6–7) and had not been fully resolved at the time of publication of the Updated Research Strategy for Roman Pottery (Perrin 2011, 44). Yet there has been little systematic action to enforce the changes that are needed to stamp out practices that hinder attempts at regional synthesis. The language in the latest published version of the SGRP framework, for example, is not very clear in attributing responsibility to individuals or organisations to institute change. The sentiment of ‘exchange of data with like coding may ultimately lead to the widespread use by practitioners of a standardised computer-based recording system’ (Willis 2004, 7) sounds more like hope than expectation.

One obstacle to achieving a consistent regional record is that the various discussions of best practice amongst specialists themselves have not been explicitly emphasised in documents on standards aimed at a wider archaeological audience. The most recent guidelines on what a deposited archive should contain suggest that ‘analytical finds records’ are necessary (English Heritage 2006b, 30). However, no further guidance is given or referenced, even where such

guidelines have been issued by the same body (eg, Brickstock 2004). Although we did encounter examples of best practice, as in the case of the Essex pottery assemblages recorded by Oxford Archaeology/Framework Archaeology, decisions on how and what to record are largely the personal choice of the specialists involved: something which can hardly be relied upon in all circumstances.

Regional or period-specific research framework documents tend not to go into depth about methodological concerns, especially where they relate to finds, although there are exceptions (e.g. Haselgrove et al 2001, 15–16). However, one sentence specifying the need to use (or in the case of many regions) establish a consistent method of recording and quantification would quite probably have more direct impact on achieving better regional synthesis in the future than any amount of internal discussion by the specialists themselves. It is ultimately Development Control Archaeologists who set the specifications for commercial archaeological work that feed into project designs or written schemes of investigation. Since developer-funded projects are already subject to methodological conditions imposed, for example, on site sampling strategies, there is no reason why similar conditions should not be imposed with regard to finds recording.

In this respect, the system in place for recording pottery in London should probably be regarded as the model of good practice. Here the availability of a long-standing and consistent fabric and form type-series (Marsh & Tyers 1978; Davies et al 1994) has allowed standards of recording to be enforced at the start of the project through the local planning system. Guidelines on the archiving of pottery records make it impossible to deposit an archive without a full paper record using the Museum of London’s agreed list of codes, which are linked to a publicly accessible physical fabric type-series and a published illustrated form type-series (MOL 2009, 51). Although counties like Essex do not benefit from having one centralised archive like the London Archaeological Archive and Research Centre (LAARC), if a similar system were rolled out elsewhere it would be possible for smaller regional archive storage centres to collaborate in issuing guidelines specifying a requirement to adopt the same local standards across all the major finds categories.

## 5 KEY RECOMMENDATIONS

### 5.1 POTTERY

There needs to be increased effort to instigate regional type-series where they do not yet exist. It is argued that there is a clear business case for funding this work, which is unlikely to be achieved within the current developer-funded system. The issues encountered in collating the datasets make it clear that a lack of communication between individuals and organisations working in the same region has compounded problems in the past. It is crucial that any attempt to build new regional type-series or to persuade specialists to adopt one existing system should try to build a consensus amongst all interested parties. It is suggested that this could take the form of a series of regional seminars initially to evaluate existing type-series and to decide which if any could be adopted region-wide, as well assessing whether any improvements are currently needed. Some points to consider include:

- How wide a geographical region is it appropriate to cover with one type-series?
- Do existing type-series have fabric, form and decoration codes that cover all types so far found within the region?
- Do they cover the entire Late Pre-Roman Iron Age/Roman period?
- Are existing type-series logical and understood by specialists other than the author?
- Do they strike an appropriate balance between lumping and splitting?
- Are codes memorable enough, e.g. based on common name?
- Do existing type-series feature a hierarchical structure of form codes?
- Is an illustrated version published?
- Is it possible/currently necessary to add new forms?
- Are existing fabric groups well defined and is it possible/currently necessary to add new ones?
- Are detailed fabric descriptions published?
- Are they concorded to the NRRFC?
- Is there a physical reference collection and is it complete and publicly accessible?
- Is further petrological or chemical analysis needed to refine local fabric groupings?

- Is there agreement about the date ranges attached to fabric, form and decoration codes?

If no existing type-series is considered to be acceptable, discussions should focus on how a new one can be built from scratch, taking into account the above considerations but also:

- Should new fabric codes be structured around the NRRFC?
- Should any new fabric and form codes aim for some consistency with adjacent regions, eg, using the same codes for common fabrics or for broad vessel class?
- Should we abandon existing nationally understood codes, based on such series as Dragendorff/Dressel/Camulodunum? If not, how can they be incorporated into a logical structure?

It may not be possible to arrive at a nationally consistent typology but more inter-regional comparison could be achieved by using broad common fields of analysis such as the project form concordance.

We believe this study has shown that EVE should be universally adopted when recording regionally significant assemblages.

### 5.2 COINS

The size of sample would be improved by the systematic recording and publication of all finds to the same high standard (following Brickstock 2004). More systematic recording is now beginning to take place for casual finds through the Portable Antiquities Scheme (PAS) and this will allow better-defined distributions to be plotted and more representative coin deposition profiles to be generated.

### 5.3 REGISTERED FINDS

Improvements in cataloguing are needed, including standardised terminology and the inclusion of typological and dating information. Categories such as querns and loom weights need to be treated in the same consistent way as other registered finds.

Illustration of registered finds is also important, and both finds and illustrations catalogues need to include museum accession numbers.



## 5.4 VESSEL GLASS

Vessel glass should be quantified in a more consistent way, and should include accession count, fragment count and vessel part. Although possibly too time-consuming to achieve at the primary recording stage, use of estimated minimum vessel number may be advisable during analysis of important glass assemblages.

## 5.5 ANIMAL BONE

It is more difficult to make specific recommendations about animal bone, given the number of different methods of analysis available. It is, however, important that specialists should clearly outline the methods used and store the primary data in an easily accessible format.

## 5.6 CLASSES OF MATERIAL EXCLUDED FROM STUDY

Although beyond the specific scope of this document, it is clear from the fact that ceramic building material was completely excluded at the assessment stage that it suffers from even more problems of consistency than the classes of find directly reported on. It is recommended that these issues are looked into in more depth so that solutions can be found.

## 5.7 RECOMMENDATIONS FOR ACHIEVING IMPROVEMENTS TO STANDARDS OF RECORDING, ARCHIVING AND PUBLICATION

Standards of archiving for finds assemblages need to continue to improve. In particular, the experience of collecting the current data emphasises that finds should be returned to their original context group for long-term storage; context numbers as opposed to bag numbers need to be clearly labelled on finds bags.

Use of databases with a regionally standardised thesaurus of terms needs to become universal. In order for this to happen, understanding of methodological problems must be promoted to non-specialists, especially those involved in influencing research frameworks or those who have a curatorial role. Methodological requirements for standards of finds recording and archiving need to make their way into Written Schemes of Investigation or Project Designs for archaeological fieldwork. These also need to be enforced by archaeological curators involved in the planning process and by museums or archive centres at the point where archives are deposited.

As much raw finds data as possible should be published, preferably in easily accessible digital/online formats. The ADS is an obvious home for this and deposition needs to be considered early on in project planning stages.

More thought needs to be given to the long-term archiving of digital data. Funding of secure data storage should be built into the cost of the project at the tendering stage as this money is unlikely to be found at the end of a project.

Both field archaeologists and specialists need to change their attitudes, seeing each project as building on the existing regional resource rather than viewing each site or assemblage in isolation. We need to be encouraged to share digital datasets freely in order to integrate material culture into our approach to archaeological research. Good examples of such datasets already in existence include the Animal Bone Metrical Archive Project (ABMAP) and the Portable Antiquities Scheme (PAS) database.

## BIBLIOGRAPHY

- Allison, P M, 1997 Why do excavation reports have finds catalogues?, in *Not so much a pot, more a way of life: current approaches to artefact analysis in archaeology* (eds C G Cumberpatch and P W Blinkhorn), Oxbow Monogr, 83, 77–84
- Biddulph, E, Compton, J, & Martin, T S, in prep The late Iron Age and Roman pottery, in M Atkinson and S Preston, *Elms Farm: excavations at the Late Iron Age and Roman site at Heybridge, Essex, 1993–5*, E Anglian Archaeol Rep
- Brickstock, R J, 2004 *The production, analysis and standardisation of Romano-British coin reports*
- Brooks, H, 2006 An archaeological evaluation at Dry Street, Basildon, Essex: May–June 2006, unpub Colchester Archaeol Trust rep
- Brown, D H, 2007 *Archaeological archives: a guide to best practice in creation, compilation, transfer and curation*, available online at [http://www.britarch.ac.uk/archives/Archives\\_Best\\_Practice.pdf](http://www.britarch.ac.uk/archives/Archives_Best_Practice.pdf)
- CAA (Centre for Applied Archaeology), 2007 Town and country in Roman Essex: a research proposal, assessment and updated project design, unpub UCL rep
- Casey, P J, 1986 *Understanding ancient coins*
- Clarke, C, & Edwards, C, 2008 Sandy Lane, West Thurrock, Essex: an archaeological watching brief, unpub AOC Archaeology rep
- Cool, H E M, 2006 Sustenance in a strange land, in *A victory celebration: papers on the archaeology of Colchester and Late Iron Age–Roman Britain* (ed P Ottaway), 75–82
- Cool, H E M, and Price, J, 1995 *Roman vessel glass from excavations in Colchester, 1971–85*, Colchester Archaeol Rep, 8
- Creighton, J, 2000 *Coins and power in Late Iron Age Britain*
- Crummy, N, 1983 *The Roman small finds from excavations in Colchester 1971–9*, Colchester Archaeol Rep, 2
- Crummy, N, 1992a, Roman small finds from the Culver Street site, in P Crummy, *Excavations at Culver Street, the Gilbert School, and other sites in Colchester 1971–85*, Colchester Archaeol Rep, 6, 140–205
- Crummy, N, 1992b, Roman small finds from the Gilbert School site, in P Crummy, *Excavations at Culver Street, the Gilbert School, and other sites in Colchester 1971–85*, Colchester Archaeol Rep, 6, 206–50
- Crummy, N, & Eckardt, H, 2008 *Styling the body*, Monographies instrumentum, 36
- Davies, B, Richardson, B, & Tomber, R, 1994 *A dated corpus of early Roman pottery from the City of London*, CBA Res Rep, 98
- Davis, S J M, 1992 A rapid method for recording information about mammal bones from archaeological sites, unpub Ancient Monuments Lab rep 19/92
- Driesch, A von den, 1976 *A guide to the measurement of animal bones from archaeological sites*, Peabody Mus Bull, 1, Cambridge, Mass
- Drury, P J, 1987 *The mansio and other sites in the south-eastern sector of Caesaromagus*, Chelmsford Archaeol Trust Rep, 3.1, CBA Res Rep, 66
- Eckardt, H, 2002 *Illuminating Roman Britain*, Monographies Instrumentum, 23
- English Heritage, 2006a, *Management of research projects in the historic environment: technical guide 1: digital archiving and digital dissemination*
- English Heritage, 2006b, *Management of research projects in the historic environment: planning policy note 3: archaeological excavation*
- Evans, J, 1993 Pottery function and finewares in the Roman north, *J Roman Pottery Stud*, 6, 95–118
- Evans, J, 2001 Material approaches to the identification of different Romano-British site types, in *Britons and Romans: advancing an archaeological agenda* (eds S James & M Millett), CBA Res Rep, 125, 26–35
- Going, C J, 1987 The stratified groups, in P J Drury, *The mansio and other sites in the south-eastern sector of Caesaromagus: the Roman pottery*, CBA Res Rep, 62, 55–72
- Grant, A, 1982 The use of tooth wear as a guide to the age of domestic ungulates, in *Ageing and sexing animal bones from archaeological sites* (eds B Wilson, C Grigson & S Payne), BAR Brit Ser, 109, 91–108
- Grigson, C, 1982 Sex and age determination of some bones and teeth of domestic cattle: a review of the literature, in *Ageing and sexing animal bones from archaeological sites* (eds B Wilson, C Grigson & S Payne), BAR Brit Ser, 109, 7–23
- Fulford, M G, & Huddleston, K, 1991 *The current state of Romano-British pottery studies*, Engl Heritage Occas Pap, 1
- Hambleton, E, 1999 *Animal husbandry regimes in Iron Age Britain: a comparative study of faunal assemblages from British Iron Age sites*, BAR Brit Ser, 282
- Haselgrove, C C, 1987 *Iron Age coinage in south east England: the archaeological context*, BAR Brit Ser, 174
- Haselgrove, C C, Armit, I, Champion, T, Creighton, J, Gwilt, A, Hill, J D, Hunter, F, & Woodward, A, *Understanding the British Iron Age: an agenda for action: a report for the Iron Age Research Seminar and the Council of the Prehistoric Society*
- Hawkes, C F C, & Hull, M R, 1947 *Camulodunum: first report on the excavations at Colchester, 1930–1939*, Rep Res Comm Soc Antiq London 14, London
- Holbrook, N, in prep Roman grey literature project: stage 2 report
- Holloway, B, 2006 An archaeological excavation at the ‘Skyline 120’ business park, Great Notley, near Braintree, Essex, January–February 2006, unpub Colchester Archaeol Trust rep
- Luff, R, 1993 *Animal bones from excavations in Colchester, 1971–85*, Colchester Archaeol Rep, 12
- Marsh, G D, & Tyers, P A, 1978 The Roman pottery from Southwark, in *Southwark excavations 1972–74* (eds J Bird, A H Graham, H L Sheldon & P Townend), Joint Publ London Middlesex Archaeol Soc/Surrey Archaeol Soc, 1, 530–607
- Meadows, K I, 1997 Much ado about nothing: the social context of eating and drinking in early Roman Britain, in *Not so much a pot, more a way of life: current approaches to artefact analysis in archaeology* (eds C G Cumberpatch and P W Blinkhorn),

- Oxbow Monogr, 83, 1–35
- Millett, M, 1979 How much pottery?, in *Pottery and the archaeologist* (ed M Millett), Inst Archaeol Occas Pap, 4, 77–80
- MOL (Museum of London), 2009 *General standards for the preparation of archaeological archives deposited with the Museum of London*
- Niblett, R, 1985 *Sheepen: an early Roman industrial site at Camulodunum*, CBA Res Rep, 57
- O'Connor, T P, 2000 *The archaeology of animal bones*
- O'Connor, T P, 2003 *The analysis of urban animal bone assemblages: a handbook for archaeologists*, The Archaeology of York, 19/2
- Orton, C R, 1993 How many pots make five?, *Archaeometry*, 35.2, 169–84
- Orton, C R, Tyers, P & Vince, A, 1993 *Pottery in archaeology*
- Payne, S, 1973 Kill-off patterns in sheep and goats: the mandibles from Asvan Kale, *Anatol Stud*, 23, 281–303
- Payne, S, & Bull, G, 1988 Components of variation in measurements of pig bones and teeth, and the use of measurements to distinguish wild from domestic pig remains, *Archaeozoologia*, 2, 27–66
- Perrin, J R, 2011 *The Study Group for Roman Pottery: research framework document for the study of Roman pottery in Britain*
- Perrin, K, 2002 *Archaeological archives: documentation, access and deposition: a way forward*
- Perring, D, & Pitts, M (eds), 2013 *Alien cities: consumption and the origins of urbanism in Roman Britain*
- Phelps, A, 2009 Archaeological excavation and test-pitting at St Mary's Primary School, Great Dunmow, Essex, unpub NAU Archaeology rep
- Pitts, M, 2013 Comparative analysis, in Perring & Pitts
- Reece, R, 1991 *Roman coins from 140 sites in Britain*, Cotswold Stud, 4
- Rees, G, 2008 Weldon Gap, Rose Lane, Great Chesterford, Essex: an archaeological evaluation and watching brief, unpub Cambridgeshire Archaeology Archaeological Field Unit rep
- SGRP (Study Group for Roman Pottery), 2004 Guidelines for the archiving of Roman pottery, *J Roman Pottery Stud*, 11, 67–74
- Symonds, R P, 1998 *Recording Roman pottery: a description of the methodology used at Museum of London Specialist Services (MoLSS) and Museum of London Archaeology (MoLAS)*
- Symonds, R P, & Wade, S, 1999 *Roman pottery from excavations in Colchester, 1971–86*, Colchester Archaeol Rep, 10
- Tomber, R, & Dore J, 1998 *The National Roman Fabric Reference Collection: a handbook*, MoLAS Monogr Ser, 2
- Van der Veen, M, Livarda, A, & Hill, A, 2007 The archaeobotany of Roman Britain – current state and identification of research priorities, *Britannia*, 38, 181–210
- Van der Veen, M, Livarda, A, & Hill, A, 2008 New plant foods in Roman Britain: dispersal and social access, *Envir Archaeol*, 13.1, 1–36
- Webster, G (ed), 1964 *Romano-British coarse pottery: a student's guide*, 1 edn, CBA Res Rep, 6
- Wessex Archaeology, 2004 Balcerne Heights, Colchester, Essex: archaeological excavation assessment report: interim statement of results and proposals for analysis, reporting and publication, unpub Wessex Archaeol rep
- Westman, A, & Shepherd, L, 1992 From city site to research archive, *London Archaeol*, 6(16), 435–43
- Wickenden, N P, 1992 *The temple and other sites in the north-eastern sector of Caesaromagus*, CBA Res Rep, 75
- Willis, S H, 2004 The Study Group for Roman Pottery: research framework document for the study of Roman pottery in Britain, 2004, *J Roman Pottery Stud*, 11, 1–20
- Wilson, A, 2009 Approaches to quantifying Roman trade, in *Quantifying the Roman economy: methods and problems* (eds A Bowman & A Wilson), Oxford Studies in the Roman Economy, 1, 213–49
- Winter, M, & Ashworth, H, 2003 Omega Cottage archaeological assessment report, unpub Heritage Network rep
- Young, C J (ed), 1980 *Guidelines for the processing and publication of Roman pottery from excavations*, Directorate Ancient Monuments Hist Build Occas Pap, 4

# APPENDIX 1

List of pottery fabric codes which appear in the project database, with a concordance to fabric codes published in Going 1987.

Period	Fabric	Code	Going (1987) Fabric No
LIA/Roman	Baetican Haltern 70 amphora fabric	ABAEH	
LIA/Roman	Baetican Dressel 20 amphora fabric	ABAE	59
Roman	Late Roman Biv amphora fabric (P&W class 45)	ABIV	
LIA/Roman	Campanian black sand amphora fabric	ABSAN	
Roman	Camulodunum 189 (carrot) amphora fabric	AC189	
Roman	Baetican Dressel 28 amphora	ADR28	
Roman	Fishbourne 148 amphora fabric	AF148	
Roman	London 555/Halter 70 similis amphora fabric	AGAUL2	
Roman	Gaulish Dressel 2-4 amphora fabric	AGAUL3	
Roman	Gaza amphora fabric (P&W 49)	AGAZA	
LIA	Italian (Dressel 1) amphora fabric	AITAL	
Roman	Alice Holt grey ware	ALH	43
Roman	Lipari Richborough 527 amphora fabric	ALIPR	
LIA/Roman	Un sourced amphora	AMISC	
Roman	North African cylindrical amphora fabrics	ANACA	
Roman	Peacock & Williams class 66 amphora	APW66	
LIA	Pascual 1 amphora fabric	ARCAT	
Roman	Rhodian amphora fabrics	ARHOD	
Roman	Argonne ware	ARSW	60
LIA/Roman	Salazon (fish sauce) amphora	ASALA	
LIA/Roman	Miscellaneous wine amphora	AWINE	
Roman	Un sourced black-burnished ware	BB	42
Roman	Black-burnished ware 1	BB1	40
Roman	Black-burnished ware 2	BB2	41
Roman	Black eggshell ware	BLEGG	
Roman	Black-surfaced wares	BSW	
Roman	Black-surfaced ware sandy variant	BSW1	
Roman	Black-surfaced ware sparsely grog-tempered variant	BSW2	45
Roman	Black-surfaced ware mortaria	BSWM	
Roman	Un sourced buff wares	BUF	31
Roman	Un specified buff ware mortaria	BUFM	31
LIA	Cam 114 fabric	CAMF	
Roman	Ceramique a l'eponge	CEP	22
Roman	Central Gaulish colour-coated ware, white fabric	CGCC1	
Roman	Central Gaulish colour-coated ware, cream-buff fabric	CGCC2	
LIA	Central Gaulish fine cream-slipped ware	CGFCS	
Roman	Central Gaulish glazed ware	CGGLZ	
LIA	Central Gaulish micaceous ware	CGMIC	
Roman	Central Gaulish (Rhenish) fine dark colour-coated ware	CGRHN	8
Roman	Central Gaulish samian	CGSW	60
Roman	Miscellaneous Coarse Roman wares	COAR	
Roman	Colchester buff ware	COLB	27
Roman	Colchester buff ware mortaria	COLBM	27

Period	Fabric	Code	Going (1987) Fabric No
Roman	Colchester colour-coated ware	COLC	1
Roman	Early Colchester colour-coated ware	COLCE	
Roman	Colchester grey wares	COLG	38
Roman	Colchester samian	COLSW	60
Roman	East Anglian mortaria	EAM	
Roman	East Anglian stamped wares	EASTA	
Roman	Trier fine dark colour-coated ware (East Gaulish Rhenish)	EGRHN	9
Roman	East Gaulish samian	EGSW	60
LIA/Roman	Early shell-tempered wares	ESH	50
Roman	?Hadham fine-slipped red ware	FSR	18
Roman	South-East English glazed ware	GLZE	10
Roman	Fine grey wares	GRF	39
LIA	Fine grog-tempered wares (reduced)	GROG	53
LIA	Coarse grog-tempered wares (reduced)	GROGC	53
LIA	Fine grog-tempered red-surfaced ware	GROGRF	53
LIA	Coarse grog-tempered red-surfaced ware	GROGRS	53
Roman	Sandy grey wares	GRS	47
Roman	Sandy grey ware mortaria	GRSM	47
Roman	Sandy grey ware white-slipped mortaria	GRSWSM	
Roman	Hadham black surfaced ware	HAB	35
Roman	Hadham grey wares	HAR	36
Roman	Hadham white-slipped grey wares	HAWG	
Roman	Hadham white-slipped oxidised wares	HAWO	14
Roman	Hadham white-slipped oxidised ware mortaria	HAWOM	14
Roman	Hadham oxidised wares	HAX	4
Roman	Hadham oxidised ware mortaria	HAXM	4
Roman	Highgate grey wares	HGG	37
Roman	Homingsea grey wares	HORN	
LIA/Roman	Imported buff mortaria fabric	IBUFM	
Roman	Imported Italian egg-shell wares	IEGG	
Roman	Imported mica-dusted fine wares	IMIC	11
LIA	Italian-type/Arretine sigillata	ITSW	60
Roman	'London-Essex' stamped wares	LESTA	19
Roman	Lower German mortaria	LGERM	
Roman	Lime-tempered fabrics	LIME	52
Roman	London-type wares	LOND	33
Roman	Lower Rhineland colour-coated ware	LRC	6
Roman	Late shell-tempered ware	LSH	51
Roman	Lyon colour-coated ware	LYN	5
Roman	un sourced Roman marbled ware	MARB	
Roman	Mayen ware/Eifelkeramik	MEK	54
Roman	Mancetter-Hartshill mortaria	MHM	
Roman	Romano-British mica-dusted wares	MIC	12
LIA	Miscellaneous coarse-tempered Late Iron Age wares	MICW	
Roman	Micaceous Lezoux samian ware	MLEZSW	
Prehistoric	Miscellaneous residual later prehistoric fabrics	MRLP	



Period	Fabric	Code	Going (1987) Fabric No
Roman	Miscellaneous slipped red wares	MSR	17
Roman	Montans samian ware	MTSW	
Roman	Les Martres-de-Veyre samian	MVSW	
Roman	Miscellaneous fine white- or cream-slipped red-buff wares	MWSRF	16
Roman	Miscellaneous white- or cream-slipped sandy red wares	MWSRS	15
Roman	Miscellaneous white- or cream-slipped sandy red ware mortaria	MWSRSM	15
Roman	North-eastern Gaulish mortaria	NEGM	28
Roman	'North Essex' stamped wares	NESTA	20
Roman	New Forest colour-coated ware	NFC	
Roman	New Forest grey wares	NFG	46
Roman	North French/South-East English wares (London fabric)	NFSE	
LIA/Roman	North Gaulish White Fine	NGWF	
LIA/Roman	North Gaulish White Fine Sand	NGWFS	
Roman	North Kent grey wares	NKG	32
Roman	North Kent oxidised wares	NKO	
Roman	Nene Valley colour-coated ware	NVC	2
Roman	Nene Valley colour-coated mortaria	NVCM	2
Roman	Nene Valley grey wares	NVG	
Roman	Nene Valley self-coloured (white) mortaria	NVM	24
Roman	Nene Valley painted wares	NVP	
Roman	North-West Gaulish grey wares	NWGG	
Roman	Oxfordshire 'parchment' wares	OXF	30
Roman	Oxfordshire red colour-coated ware	OXRC	3
Roman	Oxfordshire red colour-coated mortaria	OXRCM	3
Roman	Oxfordshire white-slipped red wares	OXSW	13
Roman	Oxfordshire white-slipped red ware mortaria	OXSWM	13
Roman	Oxfordshire white wares	OXW	25
Roman	Oxfordshire white ware mortaria	OXWM	25
Roman	Tilford/Overwey ware (Portchester D)	PORD	
LIA/Roman	'Pompeian-Red' ware, Fabric 1	PR1	
LIA/Roman	'Pompeian-Red' ware, Fabric 2	PR2	
Roman	'Pompeian-Red' ware, Fabric 3	PR3	
Roman	Pompeian red ware fabric 5	PR5	
Roman	Miscellaneous oxidised wares	RED	21
Roman	Oxidised ware mortaria	REDM	21
Roman	Rettendon-type wares	RET	48
Roman	Rhineland mortarium fabrics (other than Soller)	RHMO	
Roman	Rhône Valley mortarium fabric	RVM	
Roman	South Gaulish samian (La Graufesenque)	SGSW	60
Roman	Silty Wares	SILT	
Roman	Spanish colour-coated ware	SPAN	
Roman	Storage jar fabrics	STOR	44
LIA/Roman	Terra nigra	TN	
LIA	Micaceous terra nigra	TN(M)	
Roman	Imitation Terra Nigra	TNIM	
LIA/Roman	Terra rubra	TR	
LIA	Terra rubra, Central Gaulish fabric	TRCG	
Roman	Imitation Terra Rubra	TRIM	
Roman	Un sourced samian	TSG	60
Roman	Un sourced colour-coated wares	UCC	
Roman	Un sourced glazed ware	UGL	

Period	Fabric	Code	Going (1987) Fabric No
LIA/Roman	Unidentified pottery	UPOT	
Roman	Un sourced white wares	UWW	
Roman	Verulamium Region coarse white-slipped ware	VCWS	
Roman	Verulamium Region fine ware	VRB	29
Roman	Verulamium region grey wares	VRGR	
Roman	Verulamium region ware	VRW	26
Roman	Verulamium region white ware mortaria	VRWM	26
Roman	White 'eggshell' ware	WEGG	23

# APPENDIX 2

List of pottery form codes which appear in the project database, including a broad concordance of Museum of London and ECCFAU codes and interpretative functional categories. \*Museum of London codes start with a number and ECCFAU codes start with a letter.

Form*	Project form concordance	Project form concordance expansion	Form type	Function
PBIV	BIVAMP	Late Biv amphora	Amphora	Transport
PC189	CARAMP	Camulodunum 189 (Carrot) amphora	Amphora	Transport
8C189	CARAMP	Camulodunum 189 (Carrot) amphora	Amphora	Transport
PDR20	D20AMP	Dressel 20 amphora	Amphora	Transport
8DR20	D20AMP	Dressel 20 amphora	Amphora	Transport
PDR2-4	D24AMP	Dressel 2-4 amphora	Amphora	Transport
8KOAN	D24AMP	Dressel 2-4 amphora	Amphora	Transport
PDR28	D28AMP	Dressel 28 amphora	Amphora	Transport
PF148	FISAMP	Fishbourne 148 amphora	Amphora	Transport
PG4	GAUAMP	Gauloise amphora	Amphora	Transport
8G	GAUAMP	Gauloise amphora	Amphora	Transport
PPW48	GAZAMP	Gazan amphora	Amphora	Transport
PH70	H70AMP	Halter 70 amphora	Amphora	Transport
8H70	H70AMP	Halter 70 amphora	Amphora	Transport
PR527	LIPAMP	Lipari amphora	Amphora	Transport
8R527	LIPAMP	Lipari amphora	Amphora	Transport
PL555	LONAMP	London 555 amphora	Amphora	Transport
8L555	LONAMP	London 555 amphora	Amphora	Transport
P	MISAMP	Miscellaneous amphora	Amphora	Transport
8	MISAMP	Miscellaneous amphora	Amphora	Transport
8NACA	NACAMP	North African cylindrical amphora	Amphora	Transport
PPW66	P66AMP	Peacock & Williams class 66 amphora	Amphora	Transport
PC184	RODAMP	Rhodian type amphora	Amphora	Transport
8RHOD	RODAMP	Rhodian type amphora	Amphora	Transport
PC186	SALAMP	Camulodum 186 (Salazon) amphora	Amphora	Transport
8C186	SALAMP	Camulodum 186 (Salazon) amphora	Amphora	Transport
9B	SEAAMP	Miscellaneous amphora seal	Amphora	Transport
9S	SEAAMP	Miscellaneous amphora seal	Amphora	Transport
PDR1	DR1AMP	Dressel 1 amphora	Amphora	Transport
1J	AMPFLN	Amphora/flagon	Amphora/ Flagon	Liquid Holder/ Transport
1J.1	AMPFLN	Amphora/flagon	Amphora/ Flagon	Liquid Holder/ Transport
1J.2	AMPFLN	Amphora/flagon	Amphora/ Flagon	Liquid Holder/ Transport
H20	BAGBKR	Bag-shaped beaker	Beaker	Drinking
H20 1	BAGBKR	Bag-shaped beaker	Beaker	Drinking
H20 1.1	BAGBKR	Bag-shaped beaker	Beaker	Drinking

Form*	Project form concordance	Project form concordance expansion	Form type	Function
H20 2	BAGBKR	Bag-shaped beaker	Beaker	Drinking
H20 2.1	BAGBKR	Bag-shaped beaker	Beaker	Drinking
H20 3	BAGBKR	Bag-shaped beaker	Beaker	Drinking
H21	BAGBKR	Bag-shaped beaker	Beaker	Drinking
H21 1.1	BAGBKR	Bag-shaped beaker	Beaker	Drinking
H21 1	BAGBKR	Bag-shaped beaker	Beaker	Drinking
H22	BAGBKR	Bag-shaped beaker	Beaker	Drinking
H23 1.1	BAGBKR	Bag-shaped beaker	Beaker	Drinking
H24	BAGBKR	Bag-shaped beaker	Beaker	Drinking
H24 1	BAGBKR	Bag-shaped beaker	Beaker	Drinking
H24 1.1	BAGBKR	Bag-shaped beaker	Beaker	Drinking
H7	BUTBKR	Butt-beaker	Beaker	Drinking
H7 1	BUTBKR	Butt-beaker	Beaker	Drinking
H7 1.1	BUTBKR	Butt-beaker	Beaker	Drinking
H7 3.1	BUTBKR	Butt-beaker	Beaker	Drinking
H8	BUTBKR	Butt-beaker	Beaker	Drinking
H8 1	BUTBKR	Butt-beaker	Beaker	Drinking
H8 1.1	BUTBKR	Butt-beaker	Beaker	Drinking
HCAM113	BUTBKR	Butt-beaker	Beaker	Drinking
HCAM112	BUTBKR	Butt-beaker	Beaker	Drinking
HCAM115	BUTBKR	Butt-beaker	Beaker	Drinking
HCAM116	BUTBKR	Butt-beaker	Beaker	Drinking
HCAM117	BUTBKR	Butt-beaker	Beaker	Drinking
HCAM118	BUTBKR	Butt-beaker	Beaker	Drinking
HCAM119	BUTBKR	Butt-beaker	Beaker	Drinking
H7 1	BUTBKR	Butt-beaker	Beaker	Drinking
3A	BUTBKR	Butt-beaker	Beaker	Drinking
H10	CARBKR	Carinated beaker	Beaker	Drinking
H10 1	CARBKR	Carinated beaker	Beaker	Drinking
H11	CARBKR	Carinated beaker	Beaker	Drinking
HCAM120	CARBKR	Carinated beaker	Beaker	Drinking
HCAM120A	CARBKR	Carinated beaker	Beaker	Drinking
3G	CARBKR	Carinated beaker	Beaker	Drinking
HCAM82	GIRBKR	Girth beaker	Beaker	Drinking
HCAM84	GIRBKR	Girth beaker	Beaker	Drinking
HCAM85	GIRBKR	Girth beaker	Beaker	Drinking
H1	GLBBKR	Globular beaker	Beaker	Drinking
H1 1	GLBBKR	Globular beaker	Beaker	Drinking
H1 1.1	GLBBKR	Globular beaker	Beaker	Drinking
H1 2	GLBBKR	Globular beaker	Beaker	Drinking
H1 2.2	GLBBKR	Globular beaker	Beaker	Drinking
H1 2.1	GLBBKR	Globular beaker	Beaker	Drinking
H1 3	GLBBKR	Globular beaker	Beaker	Drinking
H1 4	GLBBKR	Globular beaker	Beaker	Drinking
H1 4.1	GLBBKR	Globular beaker	Beaker	Drinking

Form*	Project form concordance	Project form concordance expansion	Form type	Function
H1 5.1	GLBBKR	Globular beaker	Beaker	Drinking
H1 5	GLBBKR	Globular beaker	Beaker	Drinking
H1 6	GLBBKR	Globular beaker	Beaker	Drinking
H1 6.1	GLBBKR	Globular beaker	Beaker	Drinking
H1 8	GLBBKR	Globular beaker	Beaker	Drinking
H1 8.1	GLBBKR	Globular beaker	Beaker	Drinking
HCAM108	GLBBKR	Globular beaker	Beaker	Drinking
HCAM109	GLBBKR	Globular beaker	Beaker	Drinking
HCAM109	GLBBKR	Globular beaker	Beaker	Drinking
HCAM102	GLBBKR	Globular beaker	Beaker	Drinking
HCAM94	GLBBKR	Globular beaker	Beaker	Drinking
HCAM94B	GLBBKR	Globular beaker	Beaker	Drinking
HCAM95	GLBBKR	Globular beaker	Beaker	Drinking
3B	GLBBKR	Globular beaker	Beaker	Drinking
3B.1	GLBBKR	Globular beaker	Beaker	Drinking
3C	GLBBKR	Globular beaker	Beaker	Drinking
H	MISBKR	Miscellaneous beaker	Beaker	Drinking
3	MISBKR	Miscellaneous beaker	Beaker	Drinking
H25	OTHBKR	Other beaker	Beaker	Drinking
H25 1	OTHBKR	Other beaker	Beaker	Drinking
H25 1.1	OTHBKR	Other beaker	Beaker	Drinking
3E	OTHBKR	Other beaker	Beaker	Drinking
3E.1	OTHBKR	Other beaker	Beaker	Drinking
3E.2	OTHBKR	Other beaker	Beaker	Drinking
H4	OTHBKR	Other beaker	Beaker	Drinking
3H	OTHBKR	Other beaker	Beaker	Drinking
H27 1.1	OVDBKR	Tall ovoid bag-shaped beaker	Beaker	Drinking
H27 2.1	OVDBKR	Tall ovoid bag-shaped beaker	Beaker	Drinking
H27	OVDBKR	Tall ovoid bag-shaped beaker	Beaker	Drinking
H28	OVDBKR	Tall ovoid bag-shaped beaker	Beaker	Drinking
H14	PEDBKR	Aylesford-Swarling style pedestal beakers	Beaker	Drinking
HCAM79	PEDBKR	Aylesford-Swarling style pedestal beakers	Beaker	Drinking
HCAM78	PEDBKR	Aylesford-Swarling style pedestal beakers	Beaker	Drinking
HCAM76	PEDBKR	Aylesford-Swarling style pedestal beakers	Beaker	Drinking
H5	POPBKR	Poppy-head beaker	Beaker	Drinking
H5 1	POPBKR	Poppy-head beaker	Beaker	Drinking
H6	POPBKR	Poppy-head beaker	Beaker	Drinking
H6 1	POPBKR	Poppy-head beaker	Beaker	Drinking
H6 2	POPBKR	Poppy-head beaker	Beaker	Drinking
H6 2.1	POPBKR	Poppy-head beaker	Beaker	Drinking
H6 3.1	POPBKR	Poppy-head beaker	Beaker	Drinking
H6 3	POPBKR	Poppy-head beaker	Beaker	Drinking
3F	POPBKR	Poppy-head beaker	Beaker	Drinking
3F.1	POPBKR	Poppy-head beaker	Beaker	Drinking
3F.4	POPBKR	Poppy-head beaker	Beaker	Drinking
3F.6	POPBKR	Poppy-head beaker	Beaker	Drinking
H30 1.1	RGCBKR	Rouletted globular beaker with constriction	Beaker	Drinking
HDE67	SSDBKR	Samian style beaker, decorated forms	Beaker	Drinking

Form*	Project form concordance	Project form concordance expansion	Form type	Function
3DE67	SSDBKR	Samian style beaker, decorated forms	Beaker	Drinking
3DE64	SSDBKR	Samian style beaker, decorated forms	Beaker	Drinking
3DE72	SSDBKR	Samian style beaker, decorated forms	Beaker	Drinking
HLUDVd	SSPBKR	Samian style beaker, plain forms	Beaker	Drinking
H32	TNKBKR	Tall, long-necked beaker- (folded or round body)	Beaker	Drinking
H33	TNKBKR	Tall, long-necked beaker- (folded or round body)	Beaker	Drinking
H34	TNKBKR	Tall, long-necked beaker- (folded or round body)	Beaker	Drinking
H35	TNKBKR	Tall, long-necked beaker- (folded or round body)	Beaker	Drinking
H39	TNKBKR	Tall, long-necked beaker- (folded or round body)	Beaker	Drinking
H39 1.1	TNKBKR	Tall, long-necked beaker- (folded or round body)	Beaker	Drinking
H41	TNKBKR	Tall, long-necked beaker- (folded or round body)	Beaker	Drinking
H42	TNKBKR	Tall, long-necked beaker- (folded or round body)	Beaker	Drinking
B6	BFBBWL	BB style bead and flange bowl	Bowl	Kitchen/Table
B6 2	BFBBWL	BB style bead and flange bowl	Bowl	Kitchen/Table
B6 2.1	BFBBWL	BB style bead and flange bowl	Bowl	Kitchen/Table
4G226	BFBBWL	BB style bead and flange bowl	Bowl	Kitchen/Table
B5	BFBBWL	BB style bead and flange bowl	Bowl	Kitchen/Table
B5 1.1	BFBBWL	BB style bead and flange bowl	Bowl	Kitchen/Table
CCAM252	CLDBWL	Cordoned bowl with lid	Bowl	Unknown
CCAM253	CLDBWL	Cordoned bowl with lid	Bowl	Unknown
C1	FLTBLWL	Miscellaneous (non-BB related) flat or hooked rim bowl	Bowl	Kitchen/Table
C1 1	FLTBLWL	Miscellaneous (non-BB related) flat or hooked rim bowl	Bowl	Kitchen/Table
C1 1.1	FLTBLWL	Miscellaneous (non-BB related) flat or hooked rim bowl	Bowl	Kitchen/Table
C1 1.2	FLTBLWL	Miscellaneous (non-BB related) flat or hooked rim bowl	Bowl	Kitchen/Table
4F	FLTBLWL	Miscellaneous (non-BB related) flat or hooked rim bowl	Bowl	Kitchen/Table
4F.1	FLTBLWL	Miscellaneous (non-BB related) flat or hooked rim bowl	Bowl	Kitchen/Table
4F.4	FLTBLWL	Miscellaneous (non-BB related) flat or hooked rim bowl	Bowl	Kitchen/Table

Form*	Project form concordance	Project form concordance expansion	Form type	Function
4E5	FLTBWL	Miscellaneous (non-BB related) flat or hooked rim bowl	Bowl	Kitchen/Table
4E6	FLTBWL	Miscellaneous (non-BB related) flat or hooked rim bowl	Bowl	Kitchen/Table
CCAM211	GBSBWL	Aylesford Swarling style bowl	Bowl	Kitchen/Table
CCAM213	GBSBWL	Aylesford Swarling style bowl	Bowl	Kitchen/Table
CCAM214	GBSBWL	Aylesford Swarling style bowl	Bowl	Kitchen/Table
CCAM212	GBSBWL	Aylesford Swarling style bowl	Bowl	Kitchen/Table
CCAM215	GBSBWL	Aylesford Swarling style bowl	Bowl	Kitchen/Table
CCAM224	GBSBWL	Aylesford Swarling style bowl	Bowl	Kitchen/Table
CCAM48	GBSBWL	Aylesford Swarling style bowl	Bowl	Kitchen/Table
C27	GBSBWL	Aylesford Swarling style bowl	Bowl	Kitchen/Table
C26	HNDBWL	Handled bowl	Bowl	Unknown
C26 1	HNDBWL	Handled bowl	Bowl	Unknown
C26 1.1	HNDBWL	Handled bowl	Bowl	Unknown
CCAM331	HNDBWL	Handled bowl	Bowl	Unknown
C28	LRGBWL	Large bowl	Bowl	Kitchen/Table
C28 1.1	LRGBWL	Large bowl	Bowl	Kitchen/Table
C29	LRGBWL	Large bowl	Bowl	Kitchen/Table
C30	LRGBWL	Large bowl	Bowl	Kitchen/Table
C31 1	LRGBWL	Large bowl	Bowl	Kitchen/Table
C32 1.1	LRGBWL	Large bowl	Bowl	Kitchen/Table
C33	LRGBWL	Large bowl	Bowl	Kitchen/Table
C33 2.2	LRGBWL	Large bowl	Bowl	Kitchen/Table
CCAM250	LRGBWL	Large bowl	Bowl	Kitchen/Table
C	MISBWL	Miscellaneous bowl	Bowl	Kitchen/Table
4	MISBWL	Miscellaneous bowl	Bowl	Kitchen/Table
C19	OTHBWL	Other bowl	Bowl	Kitchen/Table
C19 1.1	OTHBWL	Other bowl	Bowl	Kitchen/Table
C19 2	OTHBWL	Other bowl	Bowl	Kitchen/Table
C21 1.1	OTHBWL	Other bowl	Bowl	Kitchen/Table
4B	OTHBWL	Other bowl	Bowl	Kitchen/Table
4B.1	OTHBWL	Other bowl	Bowl	Kitchen/Table
4C306	OTHBWL	Other bowl	Bowl	Kitchen/Table
CCAM210	PEDBWL	Pedestal bowl	Bowl	Kitchen/Table
C16	RDRBWL	Reeded rim bowl	Bowl	Kitchen/Table
C16 2	RDRBWL	Reeded rim bowl	Bowl	Kitchen/Table
C16 3	RDRBWL	Reeded rim bowl	Bowl	Kitchen/Table
C16 4	RDRBWL	Reeded rim bowl	Bowl	Kitchen/Table
CCAM246	RDRBWL	Reeded rim bowl	Bowl	Kitchen/Table
CCAM244	RDRBWL	Reeded rim bowl	Bowl	Kitchen/Table
4A	RDRBWL	Reeded rim bowl	Bowl	Kitchen/Table
4A.2	RDRBWL	Reeded rim bowl	Bowl	Kitchen/Table
4A.4	RDRBWL	Reeded rim bowl	Bowl	Kitchen/Table
4A.5	RDRBWL	Reeded rim bowl	Bowl	Kitchen/Table
4A.6	RDRBWL	Reeded rim bowl	Bowl	Kitchen/Table
4A.8	RDRBWL	Reeded rim bowl	Bowl	Kitchen/Table
4A.9	RDRBWL	Reeded rim bowl	Bowl	Kitchen/Table
C10	SSDBWL	Samian style bowl, decorated forms	Bowl	Table
C10 2	SSDBWL	Samian style bowl, decorated forms	Bowl	Table

Form*	Project form concordance	Project form concordance expansion	Form type	Function
C10 3	SSDBWL	Samian style bowl, decorated forms	Bowl	Table
C11	SSDBWL	Samian style bowl, decorated forms	Bowl	Table
C12	SSDBWL	Samian style bowl, decorated forms	Bowl	Table
C12 2	SSDBWL	Samian style bowl, decorated forms	Bowl	Table
C12 4	SSDBWL	Samian style bowl, decorated forms	Bowl	Table
C13	SSDBWL	Samian style bowl, decorated forms	Bowl	Table
C14	SSDBWL	Samian style bowl, decorated forms	Bowl	Table
C14 1.1	SSDBWL	Samian style bowl, decorated forms	Bowl	Table
C15	SSDBWL	Samian style bowl, decorated forms	Bowl	Table
C15 1.1	SSDBWL	Samian style bowl, decorated forms	Bowl	Table
C22	SSDBWL	Samian style bowl, decorated forms	Bowl	Table
C22 1.1	SSDBWL	Samian style bowl, decorated forms	Bowl	Table
C22 1.2	SSDBWL	Samian style bowl, decorated forms	Bowl	Table
C23	SSDBWL	Samian style bowl, decorated forms	Bowl	Table
C23 2.1	SSDBWL	Samian style bowl, decorated forms	Bowl	Table
C23 3	SSDBWL	Samian style bowl, decorated forms	Bowl	Table
C25	SSDBWL	Samian style bowl, decorated forms	Bowl	Table
CCAM68	SSDBWL	Samian style bowl, decorated forms	Bowl	Table
CDR11	SSDBWL	Samian style bowl, decorated forms	Bowl	Table
CDR29	SSDBWL	Samian style bowl, decorated forms	Bowl	Table
CDR30	SSDBWL	Samian style bowl, decorated forms	Bowl	Table
CDR37	SSDBWL	Samian style bowl, decorated forms	Bowl	Table
4E	SSDBWL	Samian style bowl, decorated forms	Bowl	Table
4E.1	SSDBWL	Samian style bowl, decorated forms	Bowl	Table
4D	SSDBWL	Samian style bowl, decorated forms	Bowl	Table
4DR29	SSDBWL	Samian style bowl, decorated forms	Bowl	Table



Form*	Project form concordance	Project form concordance expansion	Form type	Function
4DR30	SSDBWL	Samian style bowl, decorated forms	Bowl	Table
4DR37	SSDBWL	Samian style bowl, decorated forms	Bowl	Table
4DR37R	SSDBWL	Samian style bowl, decorated forms	Bowl	Table
4DR30/37	SSDBWL	Samian style bowl, decorated forms	Bowl	Table
CDR30/37	SSDBWL	Samian style bowl, decorated forms	Bowl	Table
6DR11	SSDBWL	Samian style bowl, decorated forms	Bowl	Table
4C	SSDBWL	Samian style bowl, decorated forms	Bowl	Table
4C.1	SSDBWL	Samian style bowl, decorated forms	Bowl	Table
4C/E	SSDBWL	Samian style bowl, decorated forms	Bowl	Table
C1 2	SSPBWL	Samian style bowl, plain forms	Bowl	Table
C1 2.1	SSPBWL	Samian style bowl, plain forms	Bowl	Table
C2	SSPBWL	Samian style bowl, plain forms	Bowl	Table
C2 2	SSPBWL	Samian style bowl, plain forms	Bowl	Table
C7	SSPBWL	Samian style bowl, plain forms	Bowl	Table
C7 1.1	SSPBWL	Samian style bowl, plain forms	Bowl	Table
C8	SSPBWL	Samian style bowl, plain forms	Bowl	Table
CCU11	SSPBWL	Samian style bowl, plain forms	Bowl	Table
CDR38	SSPBWL	Samian style bowl, plain forms	Bowl	Table
CRT12	SSPBWL	Samian style bowl, plain forms	Bowl	Table
4CU11	SSPBWL	Samian style bowl, plain forms	Bowl	Table
4DR38	SSPBWL	Samian style bowl, plain forms	Bowl	Table
4RT12	SSPBWL	Samian style bowl, plain forms	Bowl	Table
CCU11/ RT12	SSPBWL	Samian style bowl, plain forms	Bowl	Table
4RT12/ CU11	SSPBWL	Samian style bowl, plain forms	Bowl	Table
BDR32	SSPBWL	Samian style bowl, plain forms	Bowl	Table
CCU21	SSPBWL	Samian style bowl, plain forms	Bowl	Table
BCAM45	TRIBWL	Tripod bowl	Bowl	Unknown

Form*	Project form concordance	Project form concordance expansion	Form type	Function
E	MISBWJ	Miscellaneous Bowl/Jars	Bowl/Jar	Kitchen/ Storage
E5	MISBWJ	Miscellaneous Bowl/Jars	Bowl/Jar	Kitchen/ Storage
E5 2	MISBWJ	Miscellaneous Bowl/Jars	Bowl/Jar	Kitchen/ Storage
E6	MISBWJ	Miscellaneous Bowl/Jars	Bowl/Jar	Kitchen/ Storage
ECAM222	GBSBWJ	Aylesford-Swarling styte Bowl/ Wide-mouth Jar	Bowl/Jar	Kitchen/ Storage
ECAM230	GBSBWJ	Aylesford-Swarling styte Bowl/ Wide-mouth Jar	Bowl/Jar	Kitchen/ Storage
L	MISCAU	Miscellaneous cauldron	Cauldron	Kitchen
L1	MISCAU	Miscellaneous cauldron	Cauldron	Kitchen
FCAM51	GBSCUP	Aylesford-Swarling style cup	Cup	Drinking
FCAM56	GBSCUP	Aylesford-Swarling style cup	Cup	Drinking
FCAM54	GBSCUP	Aylesford-Swarling style cup	Cup	Drinking
FCAM57	GBSCUP	Aylesford-Swarling style cup	Cup	Drinking
FCAM58	GBSCUP	Aylesford-Swarling style cup	Cup	Drinking
FCAM60	GBSCUP	Aylesford-Swarling style cup	Cup	Drinking
FCAM57	GBSCUP	Aylesford-Swarling style cup	Cup	Drinking
FCAM62	HEMCUP	Hemispherical cup	Cup	Drinking
FCAM64	HEMCUP	Hemispherical cup	Cup	Drinking
F2	HEMCUP	Hemispherical cup	Cup	Drinking
F	MISCUP	Miscellaneous cup	Cup	Drinking
6	MISCUP	Miscellaneous cup	Cup	Drinking
H12	SSDCUP	Samian style decorated cup	Cup	Drinking
H12 1.1	SSDCUP	Samian style decorated cup	Cup	Drinking
6C	SSDCUP	Samian style decorated cup	Cup	Drinking
6KN78	SSDCUP	Samian style decorated cup	Cup	Drinking
FDR24/25	SSPCUP	Samian style cup, plain forms	Cup	Drinking
FDR27	SSPCUP	Samian style cup, plain forms	Cup	Drinking
FDR27g	SSPCUP	Samian style cup, plain forms	Cup	Drinking
FDR33	SSPCUP	Samian style cup, plain forms	Cup	Drinking
FDR35	SSPCUP	Samian style cup, plain forms	Cup	Unknown
FDR46	SSPCUP	Samian style cup, plain forms	Cup	Drinking
FRT8	SSPCUP	Samian style cup, plain forms	Cup	Drinking
FRT9	SSPCUP	Samian style cup, plain forms	Cup	Drinking
FWA80	SSPCUP	Samian style cup, plain forms	Cup	Drinking
FLUDTX	SSPCUP	Samian style cup, plain forms	Cup	Drinking
FOP55/13	SSPCUP	Samian style cup, plain forms	Cup	Drinking
6DR24/25	SSPCUP	Samian style cup, plain forms	Cup	Drinking
6DR27	SSPCUP	Samian style cup, plain forms	Cup	Drinking
6DR46	SSPCUP	Samian style cup, plain forms	Cup	Drinking
6DR33	SSPCUP	Samian style cup, plain forms	Cup	Drinking
6DR33A	SSPCUP	Samian style cup, plain forms	Cup	Drinking
6DR35	SSPCUP	Samian style cup, plain forms	Cup	Drinking
6A	SSPCUP	Samian style cup, plain forms	Cup	Drinking
6RT8	SSPCUP	Samian style cup, plain forms	Cup	Drinking
6RT9	SSPCUP	Samian style cup, plain forms	Cup	Drinking
B2	BBFDSH	BB style flat or rounded rim dish	Dish	Kitchen/Table
B2 1	BBFDSH	BB style flat or rounded rim dish	Dish	Kitchen/Table

Form*	Project form concordance	Project form concordance expansion	Form type	Function
B2 1.1	BBFDSH	BB style flat or rounded rim dish	Dish	Kitchen/Table
B2 2	BBFDSH	BB style flat or rounded rim dish	Dish	Kitchen/Table
B2 3	BBFDSH	BB style flat or rounded rim dish	Dish	Kitchen/Table
B2 3.1	BBFDSH	BB style flat or rounded rim dish	Dish	Kitchen/Table
B2 4	BBFDSH	BB style flat or rounded rim dish	Dish	Kitchen/Table
B2 5.1	BBFDSH	BB style flat or rounded rim dish	Dish	Kitchen/Table
B4	BBFDSH	BB style flat or rounded rim dish	Dish	Kitchen/Table
B4 1	BBFDSH	BB style flat or rounded rim dish	Dish	Kitchen/Table
B4 2	BBFDSH	BB style flat or rounded rim dish	Dish	Kitchen/Table
B4 2.1	BBFDSH	BB style flat or rounded rim dish	Dish	Kitchen/Table
B4 2.2	BBFDSH	BB style flat or rounded rim dish	Dish	Kitchen/Table
4G	BBFDSH	BB style flat or rounded rim dish	Dish	Kitchen/Table
4H	BBFDSH	BB style flat or rounded rim dish	Dish	Kitchen/Table
4H.1	BBFDSH	BB style flat or rounded rim dish	Dish	Kitchen/Table
4H.5	BBFDSH	BB style flat or rounded rim dish	Dish	Kitchen/Table
B1	BBPDSH	BB style plain rim dish	Dish	Kitchen/Table
B1 1.1	BBPDSH	BB style plain rim dish	Dish	Kitchen/Table
B1 2	BBPDSH	BB style plain rim dish	Dish	Kitchen/Table
B1 2.3	BBPDSH	BB style plain rim dish	Dish	Kitchen/Table
B1 3	BBPDSH	BB style plain rim dish	Dish	Kitchen/Table
B1 3.1	BBPDSH	BB style plain rim dish	Dish	Kitchen/Table
B1 4.1	BBPDSH	BB style plain rim dish	Dish	Kitchen/Table
B1 4.2	BBPDSH	BB style plain rim dish	Dish	Kitchen/Table
B1 5	BBPDSH	BB style plain rim dish	Dish	Kitchen/Table
B1 6	BBPDSH	BB style plain rim dish	Dish	Kitchen/Table
B1 6.1	BBPDSH	BB style plain rim dish	Dish	Kitchen/Table
B3	BBPDSH	BB style plain rim dish	Dish	Kitchen/Table
B3 1.1	BBPDSH	BB style plain rim dish	Dish	Kitchen/Table
B3 1	BBPDSH	BB style plain rim dish	Dish	Kitchen/Table
B3 2	BBPDSH	BB style plain rim dish	Dish	Kitchen/Table
B3 2.1	BBPDSH	BB style plain rim dish	Dish	Kitchen/Table
B3 2.2	BBPDSH	BB style plain rim dish	Dish	Kitchen/Table
4J	BBPDSH	BB style plain rim dish	Dish	Kitchen/Table
4J.3	BBPDSH	BB style plain rim dish	Dish	Kitchen/Table
B7	LIDDSH	Lid-seated dish	Dish	Kitchen/Table
B7 1	LIDDSH	Lid-seated dish	Dish	Kitchen/Table
BCAM44	LIDDSH	Lid-seated dish	Dish	Kitchen/Table
BCAM41	LIDDSH	Lid-seated dish	Dish	Kitchen/Table
BCAM43	LIDDSH	Lid-seated dish	Dish	Kitchen/Table

Form*	Project form concordance	Project form concordance expansion	Form type	Function
4K	LIDDSH	Lid-seated dish	Dish	Kitchen/Table
B	MISDSH	Miscellaneous dish	Dish	Kitchen/Table
5	MISDSH	Miscellaneous dish	Dish	Kitchen/Table
B8	OTHDSH	Other dish	Dish	Kitchen/Table
B8 1.1	OTHDSH	Other dish	Dish	Kitchen/Table
B8 2.1	OTHDSH	Other dish	Dish	Kitchen/Table
B9	OTHDSH	Other dish	Dish	Kitchen/Table
B10	SSPDSH	Samian style dish, plain forms	Dish	Table
B10 1	SSPDSH	Samian style dish, plain forms	Dish	Table
B10 1.1	SSPDSH	Samian style dish, plain forms	Dish	Table
BDR18/31	SSPDSH	Samian style dish, plain forms	Dish	Table
BDR18/31- 31	SSPDSH	Samian style dish, plain forms	Dish	Table
BDR18/31- 31R	SSPDSH	Samian style dish, plain forms	Dish	Table
BDR18/31R	SSPDSH	Samian style dish, plain forms	Dish	Table
BDR22	SSPDSH	Samian style dish, plain forms	Dish	Table
BDR31	SSPDSH	Samian style dish, plain forms	Dish	Table
BDR31R	SSPDSH	Samian style dish, plain forms	Dish	Table
BCU15	SSPDSH	Samian style dish, plain forms	Dish	Table
BCU23	SSPDSH	Samian style dish, plain forms	Dish	Table
BDR36	SSPDSH	Samian style dish, plain forms	Dish	Table
BDR42	SSPDSH	Samian style dish, plain forms	Dish	Table
5DR36	SSPDSH	Samian style dish, plain forms	Dish	Table
5DR18- 18/31	SSPDSH	Samian style dish, plain forms	Dish	Table
5DR18/31	SSPDSH	Samian style dish, plain forms	Dish	Table
5DR18/31R	SSPDSH	Samian style dish, plain forms	Dish	Table
5DR42	SSPDSH	Samian style dish, plain forms	Dish	Table
5DR22	SSPDSH	Samian style dish, plain forms	Dish	Table
BLUDTG	SSPDSH	Samian style dish, plain forms	Dish	Table
5C	SSPDSH	Samian style dish, plain forms	Dish	Table
5C.1	SSPDSH	Samian style dish, plain forms	Dish	Table
J6	DSMFLN	Disc-mouth flagon	Flagon	Liquid Holder
J6 1	DSMFLN	Disc-mouth flagon	Flagon	Liquid Holder
J6 1.1	DSMFLN	Disc-mouth flagon	Flagon	Liquid Holder
1D	DSMFLN	Disc-mouth flagon	Flagon	Liquid Holder
1D.1	DSMFLN	Disc-mouth flagon	Flagon	Liquid Holder
J9	DSNFLN	Disc-neck flagon	Flagon	Liquid Holder
J1	HOFFLN	Hofheim type flagon	Flagon	Liquid Holder
J1 1	HOFFLN	Hofheim type flagon	Flagon	Liquid Holder
J1 1.1	HOFFLN	Hofheim type flagon	Flagon	Liquid Holder
J1 2	HOFFLN	Hofheim type flagon	Flagon	Liquid Holder
J1 2.1	HOFFLN	Hofheim type flagon	Flagon	Liquid Holder
J2	HOFFLN	Hofheim type flagon	Flagon	Liquid Holder
J2 1.1	HOFFLN	Hofheim type flagon	Flagon	Liquid Holder
J2 2	HOFFLN	Hofheim type flagon	Flagon	Liquid Holder
J2 2.1	HOFFLN	Hofheim type flagon	Flagon	Liquid Holder
JCAM143	HOFFLN	Hofheim type flagon	Flagon	Liquid Holder
JCAM136	HOFFLN	Hofheim type flagon	Flagon	Liquid Holder
1A	HOFFLN	Hofheim type flagon	Flagon	Liquid Holder
1A.1	HOFFLN	Hofheim type flagon	Flagon	Liquid Holder
1A.3	HOFFLN	Hofheim type flagon	Flagon	Liquid Holder
J5	METFLN	Flagon imitating metal forms	Flagon	Liquid Holder
J5 1.1	METFLN	Flagon imitating metal forms	Flagon	Liquid Holder

Form*	Project form concordance	Project form concordance expansion	Form type	Function
J5 2	METFLN	Flagon imitating metal forms	Flagon	Liquid Holder
1F	METFLN	Flagon imitating metal forms	Flagon	Liquid Holder
1G	METFLN	Flagon imitating metal forms	Flagon	Liquid Holder
J	MISFLN	Miscellaneous flagon	Flagon	Liquid Holder
1	MISFLN	Miscellaneous flagon	Flagon	Liquid Holder
J4	OTHFLN	Other flagon	Flagon	Liquid Holder
J4 1.1	OTHFLN	Other flagon	Flagon	Liquid Holder
J4 2	OTHFLN	Other flagon	Flagon	Liquid Holder
J4 2.1	OTHFLN	Other flagon	Flagon	Liquid Holder
1H	OTHFLN	Other flagon	Flagon	Liquid Holder
1H.1	OTHFLN	Other flagon	Flagon	Liquid Holder
J3	RNGFLN	Ring-neck flagon	Flagon	Liquid Holder
J3 1	RNGFLN	Ring-neck flagon	Flagon	Liquid Holder
J3 1.1	RNGFLN	Ring-neck flagon	Flagon	Liquid Holder
J3 1.2	RNGFLN	Ring-neck flagon	Flagon	Liquid Holder
J3 2	RNGFLN	Ring-neck flagon	Flagon	Liquid Holder
J3 2.1	RNGFLN	Ring-neck flagon	Flagon	Liquid Holder
J3 3	RNGFLN	Ring-neck flagon	Flagon	Liquid Holder
J3 4	RNGFLN	Ring-neck flagon	Flagon	Liquid Holder
J3 4.1	RNGFLN	Ring-neck flagon	Flagon	Liquid Holder
J3 5	RNGFLN	Ring-neck flagon	Flagon	Liquid Holder
1B	RNGFLN	Ring-neck flagon	Flagon	Liquid Holder
1B.1	RNGFLN	Ring-neck flagon	Flagon	Liquid Holder
1B.2	RNGFLN	Ring-neck flagon	Flagon	Liquid Holder
1B.5	RNGFLN	Ring-neck flagon	Flagon	Liquid Holder
1B.7	RNGFLN	Ring-neck flagon	Flagon	Liquid Holder
J8	THDFLN	Two-handled flagon	Flagon	Liquid Holder
J8 1	THDFLN	Two-handled flagon	Flagon	Liquid Holder
JCAM167	THAFLN	Two-handled flagon, based on imported LIA prototypes	Flagon	Liquid Holder
JCAM161	THAFLN	Two-handled flagon, based on imported LIA prototypes	Flagon	Liquid Holder
JCAM165	THAFLN	Two-handled flagon, based on imported LIA prototypes	Flagon	Liquid Holder
JCAM163	THAFLN	Two-handled flagon, based on imported LIA prototypes	Flagon	Liquid Holder
1E	THDFLN	Two-handled flagon	Flagon	Liquid Holder
1E.1	THDFLN	Two-handled flagon	Flagon	Liquid Holder
J11	TREFLN	Trefoil flagon	Flagon	Liquid Holder
1C	TREFLN	Trefoil flagon	Flagon	Liquid Holder
1C.1	TREFLN	Trefoil flagon	Flagon	Liquid Holder
N	MISFUN	Miscellaneous funnel	Funnel	Kitchen
G9	BBSJAR	BB style everted rim jar	Jar	Kitchen/ Storage
G9 1	BBSJAR	BB style everted rim jar	Jar	Kitchen/ Storage
G9 1.1	BBSJAR	BB style everted rim jar	Jar	Kitchen/ Storage
G9 2	BBSJAR	BB style everted rim jar	Jar	Kitchen/ Storage
G9 2.1	BBSJAR	BB style everted rim jar	Jar	Kitchen/ Storage
G9 3	BBSJAR	BB style everted rim jar	Jar	Kitchen/ Storage

Form*	Project form concordance	Project form concordance expansion	Form type	Function
G9 3.1	BBSJAR	BB style everted rim jar	Jar	Kitchen/ Storage
G9 4	BBSJAR	BB style everted rim jar	Jar	Kitchen/ Storage
2F	BBSJAR	BB style everted rim jar	Jar	Kitchen/ Storage
2F6	BBSJAR	BB style everted rim jar	Jar	Kitchen/ Storage
2F9	BBSJAR	BB style everted rim jar	Jar	Kitchen/ Storage
G1	BDRJAR	Bead rim jar	Jar	Kitchen/ Storage
G1	BDRJAR	Bead rim jar	Jar	Kitchen/ Storage
GCAM256	BDRJAR	Bead rim jar	Jar	Kitchen/ Storage
G2	BDRJAR	Bead rim jar	Jar	Kitchen/ Storage
G2 1.1	BDRJAR	Bead rim jar	Jar	Kitchen/ Storage
G3	BDRJAR	Bead rim jar	Jar	Kitchen/ Storage
G3 1	BDRJAR	Bead rim jar	Jar	Kitchen/ Storage
G3 1.1	BDRJAR	Bead rim jar	Jar	Kitchen/ Storage
G3 2	BDRJAR	Bead rim jar	Jar	Kitchen/ Storage
G3 2.1	BDRJAR	Bead rim jar	Jar	Kitchen/ Storage
G4	BDRJAR	Bead rim jar	Jar	Kitchen/ Storage
GCAM257	BDRJAR	Bead rim jar	Jar	Kitchen/ Storage
GCAM258	BDRJAR	Bead rim jar	Jar	Kitchen/ Storage
GCAM260	BDRJAR	Bead rim jar	Jar	Kitchen/ Storage
GCAM249	BDRJAR	Bead rim jar	Jar	Kitchen/ Storage
GCAM259	BDRJAR	Bead rim jar	Jar	Kitchen/ Storage
2A	BDRJAR	Bead rim jar	Jar	Kitchen/ Storage
2A.1	BDRJAR	Bead rim jar	Jar	Kitchen/ Storage
2A.5	BDRJAR	Bead rim jar	Jar	Kitchen/ Storage
2A.7	BDRJAR	Bead rim jar	Jar	Kitchen/ Storage
2A.11	BDRJAR	Bead rim jar	Jar	Kitchen/ Storage

Form*	Project form concordance	Project form concordance expansion	Form type	Function
2A.12	BDRJAR	Bead rim jar	Jar	Kitchen/ Storage
2A.15	BDRJAR	Bead rim jar	Jar	Kitchen/ Storage
2A.16	BDRJAR	Bead rim jar	Jar	Kitchen/ Storage
2B	BDRJAR	Bead rim jar	Jar	Kitchen/ Storage
2B.1	BDRJAR	Bead rim jar	Jar	Kitchen/ Storage
G26	BFFJAR	Bifurcated and or frilled rim jar	Jar	Kitchen/ Storage
G26 1.1	BFFJAR	Bifurcated and or frilled rim jar	Jar	Kitchen/ Storage
G28	BFFJAR	Bifurcated and or frilled rim jar	Jar	Kitchen/ Storage
G14	ENNJAR	Early narrow neck jar (influenced by butt-beaker forms)	Jar	Liquid Holder/ Kitchen/ Storage
G14 1.1	ENNJAR	Early narrow neck jar (influenced by butt-beaker forms)	Jar	Liquid Holder/ Kitchen/ Storage
G14 2.1	ENNJAR	Early narrow neck jar (influenced by butt-beaker forms)	Jar	Liquid Holder/ Kitchen/ Storage
GCAM231	ENNJAR	Early narrow neck jar (influenced by butt-beaker forms)	Jar	Liquid Holder/ Kitchen/ Storage
GCAM231c	ENNJAR	Early narrow neck jar (influenced by butt-beaker forms)	Jar	Liquid Holder/ Kitchen/ Storage
GCAM232	ENNJAR	Early narrow neck jar (influenced by butt-beaker forms)	Jar	Liquid Holder/ Kitchen/ Storage
GCAM234	ENNJAR	Early narrow neck jar (influenced by butt-beaker forms)	Jar	Liquid Holder/ Kitchen/ Storage
G16	GBSJAR	Aylesford Swarling style jar	Jar	Kitchen/ Storage
G16 1	GBSJAR	Aylesford Swarling style jar	Jar	Kitchen/ Storage
G16 1.1	GBSJAR	Aylesford Swarling style jar	Jar	Kitchen/ Storage
G16 2	GBSJAR	Aylesford Swarling style jar	Jar	Kitchen/ Storage
G16 2.1	GBSJAR	Aylesford Swarling style jar	Jar	Kitchen/ Storage
G17	GBSJAR	Aylesford Swarling style jar	Jar	Kitchen/ Storage
G17 1	GBSJAR	Aylesford Swarling style jar	Jar	Kitchen/ Storage
G17 1.1	GBSJAR	Aylesford Swarling style jar	Jar	Kitchen/ Storage

Form*	Project form concordance	Project form concordance expansion	Form type	Function
G17 1.2	GBSJAR	Aylesford Swarling style jar	Jar	Kitchen/ Storage
G17 1.3	GBSJAR	Aylesford Swarling style jar	Jar	Kitchen/ Storage
G17 2	GBSJAR	Aylesford Swarling style jar	Jar	Kitchen/ Storage
G17 2.1	GBSJAR	Aylesford Swarling style jar	Jar	Kitchen/ Storage
G18	GBSJAR	Aylesford Swarling style jar	Jar	Kitchen/ Storage
G18 1	GBSJAR	Aylesford Swarling style jar	Jar	Kitchen/ Storage
G18 1.1	GBSJAR	Aylesford Swarling style jar	Jar	Kitchen/ Storage
G18 2	GBSJAR	Aylesford Swarling style jar	Jar	Kitchen/ Storage
G18 2.1	GBSJAR	Aylesford Swarling style jar	Jar	Kitchen/ Storage
G19	GBSJAR	Aylesford Swarling style jar	Jar	Kitchen/ Storage
G19 1	GBSJAR	Aylesford Swarling style jar	Jar	Kitchen/ Storage
G19 1.2	GBSJAR	Aylesford Swarling style jar	Jar	Kitchen/ Storage
G19 2	GBSJAR	Aylesford Swarling style jar	Jar	Kitchen/ Storage
G19 2.1	GBSJAR	Aylesford Swarling style jar	Jar	Kitchen/ Storage
G19 3	GBSJAR	Aylesford Swarling style jar	Jar	Kitchen/ Storage
G19 3.1	GBSJAR	Aylesford Swarling style jar	Jar	Kitchen/ Storage
G19 4	GBSJAR	Aylesford Swarling style jar	Jar	Kitchen/ Storage
G19 4.1	GBSJAR	Aylesford Swarling style jar	Jar	Kitchen/ Storage
G19 5	GBSJAR	Aylesford Swarling style jar	Jar	Kitchen/ Storage
G19 5.1	GBSJAR	Aylesford Swarling style jar	Jar	Kitchen/ Storage
G20	GBSJAR	Aylesford Swarling style jar	Jar	Kitchen/ Storage
G20 1	GBSJAR	Aylesford Swarling style jar	Jar	Kitchen/ Storage
G20 1.1	GBSJAR	Aylesford Swarling style jar	Jar	Kitchen/ Storage
G20 1.2	GBSJAR	Aylesford Swarling style jar	Jar	Kitchen/ Storage
G20 2	GBSJAR	Aylesford Swarling style jar	Jar	Kitchen/ Storage
G21	GBSJAR	Aylesford Swarling style jar	Jar	Kitchen/ Storage



Form*	Project form concordance	Project form concordance expansion	Form type	Function
G29	GBSJAR	Aylesford Swarling style jar	Jar	Kitchen/ Storage
G29 1	GBSJAR	Aylesford Swarling style jar	Jar	Kitchen/ Storage
G29 2	GBSJAR	Aylesford Swarling style jar	Jar	Kitchen/ Storage
G29 2.1	GBSJAR	Aylesford Swarling style jar	Jar	Kitchen/ Storage
G29 3	GBSJAR	Aylesford Swarling style jar	Jar	Kitchen/ Storage
G30 1.1	GBSJAR	Aylesford Swarling style jar	Jar	Kitchen/ Storage
GCAM218	GBSJAR	Aylesford Swarling style jar	Jar	Kitchen/ Storage
GCAM220	GBSJAR	Aylesford Swarling style jar	Jar	Kitchen/ Storage
GCAM221	GBSJAR	Aylesford Swarling style jar	Jar	Kitchen/ Storage
GCAM226	GBSJAR	Aylesford Swarling style jar	Jar	Kitchen/ Storage
GCAM241	GBSJAR	Aylesford Swarling style jar	Jar	Kitchen/ Storage
GCAM229	GBSJAR	Aylesford Swarling style jar	Jar	Kitchen/ Storage
GCAM229B	GBSJAR	Aylesford Swarling style jar	Jar	Kitchen/ Storage
GCAM219	GBSJAR	Aylesford Swarling style jar	Jar	Kitchen/ Storage
GCAM263	GBSJAR	Aylesford Swarling style jar	Jar	Kitchen/ Storage
GCAM267	GBSJAR	Aylesford Swarling style jar	Jar	Kitchen/ Storage
GCAM227	GBSJAR	Aylesford Swarling style jar	Jar	Kitchen/ Storage
GCAM264	GBSJAR	Aylesford Swarling style jar	Jar	Kitchen/ Storage
GCAM264B	GBSJAR	Aylesford Swarling style jar	Jar	Kitchen/ Storage
GCAM264C	GBSJAR	Aylesford Swarling style jar	Jar	Kitchen/ Storage
2B.2	GBSJAR	Aylesford Swarling style jar	Jar	Kitchen/ Storage
2C	GBSJAR	Aylesford Swarling style jar	Jar	Kitchen/ Storage
2C.1	GBSJAR	Aylesford Swarling style jar	Jar	Kitchen/ Storage
2C.2	GBSJAR	Aylesford Swarling style jar	Jar	Kitchen/ Storage
2D	GBSJAR	Aylesford Swarling style jar	Jar	Kitchen/ Storage
G30	GBSJAR	Aylesford Swarling style jar	Jar	Kitchen/ Storage

Form*	Project form concordance	Project form concordance expansion	Form type	Function
GCAM175	HANJAR	Handled, honeypot jar	Jar	Kitchen/ Storage
2K	HANJAR	Handled, honeypot jar	Jar	Kitchen/ Storage
G5	LIDJAR	Lid-seated jar, including London 2H	Jar	Kitchen/ Storage
G5 1	LIDJAR	Lid-seated jar, including London 2H	Jar	Kitchen/ Storage
G5 1.1	LIDJAR	Lid-seated jar, including London 2H	Jar	Kitchen/ Storage
G5 2	LIDJAR	Lid-seated jar, including London 2H	Jar	Kitchen/ Storage
G5 2.1	LIDJAR	Lid-seated jar, including London 2H	Jar	Kitchen/ Storage
G5 4	LIDJAR	Lid-seated jar, including London 2H	Jar	Kitchen/ Storage
G5 5	LIDJAR	Lid-seated jar, including London 2H	Jar	Kitchen/ Storage
G5 5.1	LIDJAR	Lid-seated jar, including London 2H	Jar	Kitchen/ Storage
G5 6	LIDJAR	Lid-seated jar, including London 2H	Jar	Kitchen/ Storage
G5 6.1	LIDJAR	Lid-seated jar, including London 2H	Jar	Kitchen/ Storage
G5 6.2	LIDJAR	Lid-seated jar, including London 2H	Jar	Kitchen/ Storage
G7	LIDJAR	Lid-seated jar, including London 2H	Jar	Kitchen/ Storage
G7 1.1	LIDJAR	Lid-seated jar, including London 2H	Jar	Kitchen/ Storage
G7 2.1	LIDJAR	Lid-seated jar, including London 2H	Jar	Kitchen/ Storage
2H	LIDJAR	Lid-seated jar, including London 2H	Jar	Kitchen/ Storage
E2	LIDJAR	Lid-seated jar, including London 2H	Jar	Kitchen/ Storage
G	MISJAR	Miscellaneous jar	Jar	Kitchen/ Storage
2	MISJAR	Miscellaneous jar	Jar	Kitchen/ Storage
G34	NNKJAR	Narrow neck jar	Jar	Liquid Holder/ Kitchen/ Storage
G34 1.2	NNKJAR	Narrow neck jar	Jar	Liquid Holder/ Kitchen/ Storage
G35	NNKJAR	Narrow neck jar	Jar	Liquid Holder/ Kitchen/ Storage
G35 2	NNKJAR	Narrow neck jar	Jar	Liquid Holder/ Kitchen/ Storage

Form*	Project form concordance	Project form concordance expansion	Form type	Function
G36	NNKJAR	Narrow neck jar	Jar	Liquid Holder/ Kitchen/ Storage
G38	NNKJAR	Narrow neck jar	Jar	Liquid Holder/ Kitchen/ Storage
G38 2	NNKJAR	Narrow neck jar	Jar	Liquid Holder/ Kitchen/ Storage
G39	NNKJAR	Narrow neck jar	Jar	Liquid Holder/ Kitchen/ Storage
G39 1.1	NNKJAR	Narrow neck jar	Jar	Liquid Holder/ Kitchen/ Storage
G40	NNKJAR	Narrow neck jar	Jar	Liquid Holder/ Kitchen/ Storage
G40 1	NNKJAR	Narrow neck jar	Jar	Liquid Holder/ Kitchen/ Storage
G40 1.1	NNKJAR	Narrow neck jar	Jar	Liquid Holder/ Kitchen/ Storage
GCAM280	NNKJAR	Narrow neck jar	Jar	Liquid Holder/ Kitchen/ Storage
GCAM281	NNKJAR	Narrow neck jar	Jar	Liquid Holder/ Kitchen/ Storage
GCAM202	PEDJAR	Pedestal jar	Jar	Kitchen/ Storage
GCAM203	PEDJAR	Pedestal jar	Jar	Kitchen/ Storage
GCAM204	PEDJAR	Pedestal jar	Jar	Kitchen/ Storage
GCAM205	PEDJAR	Pedestal jar	Jar	Kitchen/ Storage
G10	PNKJAR	Plain, necked jar	Jar	Kitchen/ Storage
G11	PNKJAR	Plain, necked jar	Jar	Kitchen/ Storage
G22	PNKJAR	Plain, necked jar	Jar	Kitchen/ Storage
G22 1	PNKJAR	Plain, necked jar	Jar	Kitchen/ Storage
G22 1.1	PNKJAR	Plain, necked jar	Jar	Kitchen/ Storage
G23	PNKJAR	Plain, necked jar	Jar	Kitchen/ Storage
G23 1	PNKJAR	Plain, necked jar	Jar	Kitchen/ Storage

Form*	Project form concordance	Project form concordance expansion	Form type	Function
G23 1.1	PNKJAR	Plain, necked jar	Jar	Kitchen/ Storage
G23 2	PNKJAR	Plain, necked jar	Jar	Kitchen/ Storage
G23 2.1	PNKJAR	Plain, necked jar	Jar	Kitchen/ Storage
G23 3	PNKJAR	Plain, necked jar	Jar	Kitchen/ Storage
G23 3.1	PNKJAR	Plain, necked jar	Jar	Kitchen/ Storage
G24	PNKJAR	Plain, necked jar	Jar	Kitchen/ Storage
G24 1	PNKJAR	Plain, necked jar	Jar	Kitchen/ Storage
G24 1.1	PNKJAR	Plain, necked jar	Jar	Kitchen/ Storage
G24 1.2	PNKJAR	Plain, necked jar	Jar	Kitchen/ Storage
G24 2	PNKJAR	Plain, necked jar	Jar	Kitchen/ Storage
G24 2.1	PNKJAR	Plain, necked jar	Jar	Kitchen/ Storage
G25	PNKJAR	Plain, necked jar	Jar	Kitchen/ Storage
G27	PNKJAR	Plain, necked jar	Jar	Kitchen/ Storage
G27 2	PNKJAR	Plain, necked jar	Jar	Kitchen/ Storage
G8	PNKJAR	Plain, necked jar	Jar	Kitchen/ Storage
G8 1	PNKJAR	Plain, necked jar	Jar	Kitchen/ Storage
G8 1.1	PNKJAR	Plain, necked jar	Jar	Kitchen/ Storage
G8 1.2	PNKJAR	Plain, necked jar	Jar	Kitchen/ Storage
2E	PNKJAR	Plain, necked jar	Jar	Kitchen/ Storage
2T	PNKJAR	Plain, necked jar	Jar	Kitchen/ Storage
2W	PNKJAR	Plain, necked jar	Jar	Kitchen/ Storage
GCAM254	PPNJAR	Plain profile, native tradition jar	Jar	Kitchen/ Storage
GCAM255	PPNJAR	Plain profile, native tradition jar	Jar	Kitchen/ Storage
GCAM266	PNKJAR	Plain, necked jar	Jar	Kitchen/ Storage
GCAM266A	PNKJAR	Plain, necked jar	Jar	Kitchen/ Storage
GCAM262	PNKJAR	Plain, necked jar	Jar	Kitchen/ Storage

Form*	Project form concordance	Project form concordance expansion	Form type	Function
G33 1.1	RSSJAR	"Romano-Saxon" style decorated jar	Jar	Unknown
G42	STRJAR	Storage jar	Jar	Storage
G43	STRJAR	Storage jar	Jar	Storage
G43 1	STRJAR	Storage jar	Jar	Storage
G44	STRJAR	Storage jar	Jar	Storage
G44 1	STRJAR	Storage jar	Jar	Storage
G44 1.1	STRJAR	Storage jar	Jar	Storage
G44 2	STRJAR	Storage jar	Jar	Storage
G44 3.1	STRJAR	Storage jar	Jar	Storage
G44 4	STRJAR	Storage jar	Jar	Storage
G44 4.1	STRJAR	Storage jar	Jar	Storage
G44 5	STRJAR	Storage jar	Jar	Storage
G44 5.1	STRJAR	Storage jar	Jar	Storage
G45	STRJAR	Storage jar	Jar	Storage
G45 1	STRJAR	Storage jar	Jar	Storage
G45 1.1	STRJAR	Storage jar	Jar	Storage
GCAM270	STRJAR	Storage jar	Jar	Storage
GCAM270A	STRJAR	Storage jar	Jar	Storage
GCAM271	STRJAR	Storage jar	Jar	Storage
G42 1.1	STRJAR	Storage jar	Jar	Storage
GCAM275	STRJAR	Storage jar	Jar	Storage
2M	STRJAR	Storage jar	Jar	Storage
2V	STRJAR	Storage jar	Jar	Storage
2/3	JARBKR	Fine jar/beaker	Jar/beaker	Drinking/ Kitchen
H/G	JARBKR	Fine jar/beaker	Jar/beaker	Drinking/ Kitchen
H2	JARBKR	Fine jar/beaker	Jar/beaker	Drinking/ Kitchen
H2 1	JARBKR	Fine jar/beaker	Jar/beaker	Drinking/ Kitchen
H2 1.1	JARBKR	Fine jar/beaker	Jar/beaker	Drinking/ Kitchen
2R	FLKJAR	Jar/Flask (often highly decorated in London ware style)	Jar/Flask	Liquid Holder
KCAM252	FLNLID	Flanged, cordoned lid goes with 252 bowl form	Lid	Unknown
K	MISLID	Miscellaneous lid	Lid	Kitchen/ Storage
K1	MISLID	Miscellaneous lid	Lid	Kitchen/ Storage
K1 2.1	MISLID	Miscellaneous lid	Lid	Kitchen/ Storage
K2	MISLID	Miscellaneous lid	Lid	Kitchen/ Storage
K2 1	MISLID	Miscellaneous lid	Lid	Kitchen/ Storage
K3	MISLID	Miscellaneous lid	Lid	Kitchen/ Storage
K3 2	MISLID	Miscellaneous lid	Lid	Kitchen/ Storage

Form*	Project form concordance	Project form concordance expansion	Form type	Function
K3 2.1	MISLID	Miscellaneous lid	Lid	Kitchen/ Storage
K3 3	MISLID	Miscellaneous lid	Lid	Kitchen/ Storage
K4	MISLID	Miscellaneous lid	Lid	Kitchen/ Storage
K4 1.1	MISLID	Miscellaneous lid	Lid	Kitchen/ Storage
K5	MISLID	Miscellaneous lid	Lid	Kitchen/ Storage
K6	MISLID	Miscellaneous lid	Lid	Kitchen/ Storage
K6 1	MISLID	Miscellaneous lid	Lid	Kitchen/ Storage
K6 1.1	MISLID	Miscellaneous lid	Lid	Kitchen/ Storage
K7	CASLID	Castor box lid	Lid	Table
9A	MISLID	Miscellaneous lid	Lid	Kitchen/ Storage
R	MISMIN	Miscellaneous miniature form	Minature	Unknown
RCAM255	MISMIN	Miscellaneous miniature form	Minature	Unknown
RCAM221	MISMIN	Miscellaneous miniature form	Minature	Unknown
DCAM191	EWSMRT	Early wall-sided mortarium	Mortarium	Kitchen
7C501	LWSMRT	Later wall-sided mortarium	Mortarium	Kitchen
D12	LWSMRT	Later wall-sided mortarium	Mortarium	Kitchen
D13	LWSMRT	Later wall-sided mortarium	Mortarium	Kitchen
D13 1	LWSMRT	Later wall-sided mortarium	Mortarium	Kitchen
D1	FLGMRT	Flanged Mortarium	Mortarium	Kitchen
D1 1	FLGMRT	Flanged Mortarium	Mortarium	Kitchen
D1 2	FLGMRT	Flanged Mortarium	Mortarium	Kitchen
D1 3	FLGMRT	Flanged Mortarium	Mortarium	Kitchen
D1 3.1	FLGMRT	Flanged Mortarium	Mortarium	Kitchen
D1 4	FLGMRT	Flanged Mortarium	Mortarium	Kitchen
D1 5	FLGMRT	Flanged Mortarium	Mortarium	Kitchen
D1 6	FLGMRT	Flanged Mortarium	Mortarium	Kitchen
D2	FLGMRT	Flanged Mortarium	Mortarium	Kitchen
D2	FLGMRT	Flanged Mortarium	Mortarium	Kitchen
D2 1	FLGMRT	Flanged Mortarium	Mortarium	Kitchen
D2 1.3	FLGMRT	Flanged Mortarium	Mortarium	Kitchen
D2 1.3	FLGMRT	Flanged Mortarium	Mortarium	Kitchen
D3	FLGMRT	Flanged Mortarium	Mortarium	Kitchen
D3 2	FLGMRT	Flanged Mortarium	Mortarium	Kitchen
D3 3	FLGMRT	Flanged Mortarium	Mortarium	Kitchen
D4	FLGMRT	Flanged Mortarium	Mortarium	Kitchen
D4 2	FLGMRT	Flanged Mortarium	Mortarium	Kitchen
D5	FLGMRT	Flanged Mortarium	Mortarium	Kitchen
D5 1.1	FLGMRT	Flanged Mortarium	Mortarium	Kitchen
D14	FLGMRT	Flanged Mortarium	Mortarium	Kitchen
7HOF	FLGMRT	Flanged Mortarium	Mortarium	Kitchen
7G238	FLGMRT	Flanged Mortarium	Mortarium	Kitchen
7BEF	FLGMRT	Flanged Mortarium	Mortarium	Kitchen
D11 1.1	HAMMRT	Hammerhead Mortarium	Mortarium	Kitchen
D11	HAMMRT	Hammerhead Mortarium	Mortarium	Kitchen
D	MISMRT	Miscellaneous Mortarium	Mortarium	Kitchen

Form*	Project form concordance	Project form concordance expansion	Form type	Function
7	MISMRT	Miscellaneous Mortarium	Mortarium	Kitchen
DDR45	SSTMRT	Samian style Mortarium	Mortarium	Kitchen
S	MISOTH	Miscellaneous other form	Other	Unknown
9	MISOTH	Miscellaneous other form	Other	Unknown
9D	MISOTH	Miscellaneous other form	Other	Unknown
9K	MISCHE	Cheese-Press	Cheese-press	Kitchen
SCAM199	MISCHE	Cheese-Press	Cheese-press	Kitchen
9U	MISOTH	Miscellaneous other form	Other	Unknown
A1	GBSPLT	Aylesford-Swarling style platter	Platter	Table
A1 3	GBSPLT	Aylesford-Swarling style platter	Platter	Table
A1 1.1	GBSPLT	Aylesford-Swarling style platter	Platter	Table
A1 5	GBSPLT	Aylesford-Swarling style platter	Platter	Table
A2	GBSPLT	Aylesford-Swarling style platter	Platter	Table
A2 1	GBSPLT	Aylesford-Swarling style platter	Platter	Table
A2 1.1	GBSPLT	Aylesford-Swarling style platter	Platter	Table
A2 1.2	GBSPLT	Aylesford-Swarling style platter	Platter	Table
A2 2	GBSPLT	Aylesford-Swarling style platter	Platter	Table
A2 2.1	GBSPLT	Aylesford-Swarling style platter	Platter	Table
A2 3	GBSPLT	Aylesford-Swarling style platter	Platter	Table
A2 3.1	GBSPLT	Aylesford-Swarling style platter	Platter	Table
A2 4	GBSPLT	Aylesford-Swarling style platter	Platter	Table
A2 4.1	GBSPLT	Aylesford-Swarling style platter	Platter	Table
A2 5	GBSPLT	Aylesford-Swarling style platter	Platter	Table
A2 5.1	GBSPLT	Aylesford-Swarling style platter	Platter	Table
A3	GBSPLT	Aylesford-Swarling style platter	Platter	Table
A3 1.1	GBSPLT	Aylesford-Swarling style platter	Platter	Table
ACAM1	GBSPLT	Aylesford-Swarling style platter	Platter	Table
ACAM2	GBSPLT	Aylesford-Swarling style platter	Platter	Table
ACAM4	GBSPLT	Aylesford-Swarling style platter	Platter	Table
ACAM13	GBSPLT	Aylesford-Swarling style platter	Platter	Table

Form*	Project form concordance	Project form concordance expansion	Form type	Function
ACAM14	GBSPLT	Aylesford-Swarling style platter	Platter	Table
ACAM16	GBSPLT	Aylesford-Swarling style platter	Platter	Table
ACAM17	GBSPLT	Aylesford-Swarling style platter	Platter	Table
ACAM21	GBSPLT	Aylesford-Swarling style platter	Platter	Table
ACAM22	GBSPLT	Aylesford-Swarling style platter	Platter	Table
ACAM23	GBSPLT	Aylesford-Swarling style platter	Platter	Table
ACAM24	GBSPLT	Aylesford-Swarling style platter	Platter	Table
ACAM26	GBSPLT	Aylesford-Swarling style platter	Platter	Table
ACAM27	GBSPLT	Aylesford-Swarling style platter	Platter	Table
ACAM28	GBSPLT	Aylesford-Swarling style platter	Platter	Table
ACAM5	GBSPLT	Aylesford-Swarling style platter	Platter	Table
ACAM8	GBSPLT	Aylesford-Swarling style platter	Platter	Table
ACAM30	GBSPLT	Aylesford-Swarling style platter	Platter	Table
ACAM33	GBSPLT	Aylesford-Swarling style platter	Platter	Table
5A	GBSPLT	Aylesford-Swarling style platter	Platter	Table
5B	GBSPLT	Aylesford-Swarling style platter	Platter	Table
A	MISPLT	Miscellaneous platter	Platter	Table
5	MISPLT	Miscellaneous platter	Platter	Table
A4	OTHPLT	Other platter	Platter	Table
A4 1.1	OTHPLT	Other platter	Platter	Table
A4 1	OTHPLT	Other platter	Platter	Table
A4 3	OTHPLT	Other platter	Platter	Table
A4 3.1	OTHPLT	Other platter	Platter	Table
A4 4	OTHPLT	Other platter	Platter	Table
A4 4.1	OTHPLT	Other platter	Platter	Table
A4 5	OTHPLT	Other platter	Platter	Table
ACAM31	OTHPLT	Other platter	Platter	Table
ACAM32	OTHPLT	Other platter	Platter	Table
ADR15/17	SSPPLT	Samian style platter, plain forms	Platter	Table
ADR15/17R	SSPPLT	Samian style platter, plain forms	Platter	Table
ADR17R	SSPPLT	Samian style platter, plain forms	Platter	Table
ADR18	SSPPLT	Samian style platter, plain forms	Platter	Table



Form*	Project form concordance	Project form concordance expansion	Form type	Function
ADR18R	SSPPLT	Samian style platter, plain forms	Platter	Table
ART1	SSPPLT	Samian style platter, plain forms	Platter	Table
AWA79	SSPPLT	Samian style platter, plain forms	Platter	Table
ALUDTG	SSPPLT	Samian style platter, plain forms	Platter	Table
5DR15/17	SSPPLT	Samian style platter, plain forms	Platter	Table
5DR18	SSPPLT	Samian style platter, plain forms	Platter	Table
5DR18R	SSPPLT	Samian style platter, plain forms	Platter	Table
5RT1	SSPPLT	Samian style platter, plain forms	Platter	Table
5WA79	SSPPLT	Samian style platter, plain forms	Platter	Table
M	MISSTR	Miscellaneous strainer	Strainer	Kitchen
MCAM260	MISSTR	Miscellaneous strainer	Strainer	Kitchen
MCAM230	MISSTR	Miscellaneous strainer	Strainer	Kitchen
M2	MISSTR	Miscellaneous strainer	Strainer	Kitchen
9H	MISSTR	Miscellaneous strainer	Strainer	Kitchen
M1 1.1	SPRSTR	Spouted strainer	Strainer	Kitchen
MCAM323	SPRSTR	Spouted strainer	Strainer	Kitchen
SCAM198	MISTAZ	Miscellaneous Tazza	Tazza	Ritual
9C	MISTAZ	Miscellaneous Tazza	Tazza	Ritual
Q2	MISUNG	Miscellaneous unguentarium	Unguentarim	Ritual
QCAM389	MISUNG	Miscellaneous unguentarium	Unguentarim	Ritual
2J	MISUNG	Miscellaneous unguentarium	Unguentarim	Ritual
2J.1	MISUNG	Miscellaneous unguentarium	Unguentarim	Ritual
9N	MISUNG	Miscellaneous unguentarium	Unguentarim	Ritual
S2	MISTRI	Triple vase	Triple vase	Ritual
S1	MISINK	Miscellaneous inkwell	Inkwell	Writing
9RT13	MISINK	Miscellaneous inkwell	Inkwell	Writing
C18	MISCAS	Castor box	Castor box	Table



**T**his case study is the second publication to result from the English Heritage funded project, originally known as 'Town and Country in Roman Essex'. This project was conceived as a large-scale regional study based on the comparative analysis of assemblages, focusing on pottery, coins, registered finds, vessel glass and animal bone. Utilising the unusually rich databases generated by rescue excavations in the region dominated by Colchester and London, the project examined how the creation of these cities affected rural landscapes and communities in the first 200 years of Roman administration and control. The results of the research were published in the 2013 volume *Alien Cities: consumption and the origins of urbanism in Roman Britain*.

**I**t was always an aim of the project to produce a separate publication that would explore in more detail the issues associated with conducting major regional research projects, making use of data from published or archive sources. This case study covers the process of collecting and using data and makes some recommendations addressing specific methodological problems in order to improve both the quality and the quantity of data available to future researchers. It is not intended to be a final word on such issues but to contribute to the discussion on how best to utilise these important archaeological resources.

A SpoilHeap publication for



Archaeology South-East  
2 Chapel Place  
Portslade  
East Sussex BN41 1DR  
[www.ucl.ac.uk/archaeologyse](http://www.ucl.ac.uk/archaeologyse)

