

Measurement of the Cabibbo-Kobayashi-Maskawa Angle γ in $B^{\mp} \rightarrow D^{(*)} K^{\mp}$ Decays with a Dalitz Analysis of $D \rightarrow K_S^0 \pi^- \pi^+$

B. Aubert,¹ R. Barate,¹ D. Boutigny,¹ F. Couderc,¹ Y. Karyotakis,¹ J. P. Lees,¹ V. Poireau,¹ V. Tisserand,¹ A. Zghiche,¹ E. Grauges,² A. Palano,³ M. Pappagallo,³ A. Pompili,³ J. C. Chen,⁴ N. D. Qi,⁴ G. Rong,⁴ P. Wang,⁴ Y. S. Zhu,⁴ G. Eigen,⁵ I. Ofte,⁵ B. Stugu,⁵ G. S. Abrams,⁶ M. Battaglia,⁶ A. W. Borgland,⁶ A. B. Breon,⁶ D. N. Brown,⁶ J. Button-Shafer,⁶ R. N. Cahn,⁶ E. Charles,⁶ C. T. Day,⁶ M. S. Gill,⁶ A. V. Gritsan,⁶ Y. Groyzman,⁶ R. G. Jacobsen,⁶ R. W. Kadel,⁶ J. Kadyk,⁶ L. T. Kerth,⁶ Yu. G. Kolomensky,⁶ G. Kukartsev,⁶ G. Lynch,⁶ L. M. Mir,⁶ P. J. Oddone,⁶ T. J. Orimoto,⁶ M. Pripstein,⁶ N. A. Roe,⁶ M. T. Ronan,⁶ W. A. Wenzel,⁶ M. Barrett,⁷ K. E. Ford,⁷ T. J. Harrison,⁷ A. J. Hart,⁷ C. M. Hawkes,⁷ S. E. Morgan,⁷ A. T. Watson,⁷ M. Fritsch,⁸ K. Goetzen,⁸ T. Held,⁸ H. Koch,⁸ B. Lewandowski,⁸ M. Pelizaeus,⁸ K. Peters,⁸ T. Schroeder,⁸ M. Steinke,⁸ J. T. Boyd,⁹ J. P. Burke,⁹ N. Chevalier,⁹ W. N. Cottingham,⁹ M. P. Kelly,⁹ T. Cuhadar-Donszelmann,¹⁰ C. Hearty,¹⁰ N. S. Knecht,¹⁰ T. S. Mattison,¹⁰ J. A. McKenna,¹⁰ A. Khan,¹¹ P. Kyberd,¹¹ L. Teodorescu,¹¹ A. E. Blinov,¹² V. E. Blinov,¹² A. D. Bukin,¹² V. P. Druzhinin,¹² V. B. Golubev,¹² V. N. Ivanchenko,¹² E. A. Kravchenko,¹² A. P. Onuchin,¹² S. I. Serednyakov,¹² Yu. I. Skovpen,¹² E. P. Solodov,¹² A. N. Yushkov,¹² D. Best,¹³ M. Bondioli,¹³ M. Bruinsma,¹³ M. Chao,¹³ I. Eschrich,¹³ D. Kirkby,¹³ A. J. Lankford,¹³ M. Mandelkern,¹³ R. K. Mommsen,¹³ W. Roethel,¹³ D. P. Stoker,¹³ C. Buchanan,¹⁴ B. L. Hartfiel,¹⁴ A. J. R. Weinstein,¹⁴ S. D. Foulkes,¹⁵ J. W. Gary,¹⁵ O. Long,¹⁵ B. C. Shen,¹⁵ K. Wang,¹⁵ L. Zhang,¹⁵ D. del Re,¹⁶ H. K. Hadavand,¹⁶ E. J. Hill,¹⁶ D. B. MacFarlane,¹⁶ H. P. Paar,¹⁶ S. Rahatlou,¹⁶ V. Sharma,¹⁶ J. W. Berryhill,¹⁷ C. Campagnari,¹⁷ A. Cunha,¹⁷ B. Dahmes,¹⁷ T. M. Hong,¹⁷ A. Lu,¹⁷ M. A. Mazur,¹⁷ J. D. Richman,¹⁷ W. Verkerke,¹⁷ T. W. Beck,¹⁸ A. M. Eisner,¹⁸ C. J. Flacco,¹⁸ C. A. Heusch,¹⁸ J. Kroseberg,¹⁸ W. S. Lockman,¹⁸ G. Nesom,¹⁸ T. Schalk,¹⁸ B. A. Schumm,¹⁸ A. Seiden,¹⁸ P. Spradlin,¹⁸ D. C. Williams,¹⁸ M. G. Wilson,¹⁸ J. Albert,¹⁹ E. Chen,¹⁹ G. P. Dubois-Felsmann,¹⁹ A. Dvoretzkii,¹⁹ D. G. Hitlin,¹⁹ I. Narsky,¹⁹ T. Piatenko,¹⁹ F. C. Porter,¹⁹ A. Ryd,¹⁹ A. Samuel,¹⁹ R. Andreassen,²⁰ S. Jayatilke,²⁰ G. Mancinelli,²⁰ B. T. Meadows,²⁰ M. D. Sokoloff,²⁰ F. Blanc,²¹ P. Bloom,²¹ S. Chen,²¹ W. T. Ford,²¹ U. Nauenberg,²¹ A. Olivas,²¹ P. Rankin,²¹ W. O. Ruddick,²¹ J. G. Smith,²¹ K. A. Ulmer,²¹ S. R. Wagner,²¹ J. Zhang,²¹ A. Chen,²² E. A. Eckhart,²² J. L. Harton,²² A. Soffer,²² W. H. Toki,²² R. J. Wilson,²² Q. Zeng,²² B. Spaan,²³ D. Altenburg,²⁴ T. Brandt,²⁴ J. Brose,²⁴ M. Dickopp,²⁴ E. Feltresi,²⁴ A. Hauke,²⁴ V. Klose,²⁴ H. M. Lacker,²⁴ E. Maly,²⁴ R. Nogowski,²⁴ S. Otto,²⁴ A. Petzold,²⁴ G. Schott,²⁴ J. Schubert,²⁴ K. R. Schubert,²⁴ R. Schwierz,²⁴ J. E. Sundermann,²⁴ D. Bernard,²⁵ G. R. Bonneaud,²⁵ P. Grenier,²⁵ S. Schrenk,²⁵ Ch. Thiebaut,²⁵ G. Vasileiadis,²⁵ M. Verderi,²⁵ D. J. Bard,²⁶ P. J. Clark,²⁶ W. Gradl,²⁶ F. Muheim,²⁶ S. Playfer,²⁶ Y. Xie,²⁶ M. Andreotti,²⁷ V. Azzolini,²⁷ D. Bettoni,²⁷ C. Bozzi,²⁷ R. Calabrese,²⁷ G. Cibinetto,²⁷ E. Luppi,²⁷ M. Negrini,²⁷ L. Piemontese,²⁷ F. Anulli,²⁸ R. Baldini-Ferroli,²⁸ A. Calcaterra,²⁸ R. de Sangro,²⁸ G. Finocchiaro,²⁸ P. Patteri,²⁸ I. M. Peruzzi,^{28,*} M. Piccolo,²⁸ A. Zallo,²⁸ A. Buzzo,²⁹ R. Capra,²⁹ R. Contri,²⁹ M. Lo Vetere,²⁹ M. Macri,²⁹ M. R. Monge,²⁹ S. Passaggio,²⁹ C. Patrignani,²⁹ E. Robutti,²⁹ A. Santroni,²⁹ S. Tosi,²⁹ S. Bailey,³⁰ G. Brandenburg,³⁰ K. S. Chaisanguanthum,³⁰ M. Morii,³⁰ E. Won,³⁰ R. S. Dubitzky,³¹ U. Langenegger,³¹ J. Marks,³¹ S. Schenk,³¹ U. Uwer,³¹ W. Bhimji,³² D. A. Bowerman,³² P. D. Dauncey,³² U. Egede,³² R. L. Flack,³² J. R. Gaillard,³² G. W. Morton,³² J. A. Nash,³² M. B. Nikolic,³² G. P. Taylor,³² M. J. Charles,³³ G. J. Grenier,³³ U. Mallik,³³ A. K. Mohapatra,³³ J. Cochran,³⁴ H. B. Crawley,³⁴ V. Eyges,³⁴ W. T. Meyer,³⁴ S. Prell,³⁴ E. I. Rosenberg,³⁴ A. E. Rubin,³⁴ J. Yi,³⁴ N. Arnaud,³⁵ M. Davier,³⁵ X. Giroux,³⁵ G. Grosdidier,³⁵ A. Höcker,³⁵ F. Le Diberder,³⁵ V. Lepeltier,³⁵ A. M. Lutz,³⁵ A. Oyanguren,³⁵ T. C. Petersen,³⁵ M. Pierini,³⁵ S. Plaszczynski,³⁵ S. Rodier,³⁵ P. Roudeau,³⁵ M. H. Schune,³⁵ A. Stocchi,³⁵ G. Wormser,³⁵ C. H. Cheng,³⁶ D. J. Lange,³⁶ M. C. Simani,³⁶ D. M. Wright,³⁶ A. J. Bevan,³⁷ C. A. Chavez,³⁷ J. P. Coleman,³⁷ I. J. Forster,³⁷ J. R. Fry,³⁷ E. Gabathuler,³⁷ R. Gamet,³⁷ K. A. George,³⁷ D. E. Hutchcroft,³⁷ R. J. Parry,³⁷ D. J. Payne,³⁷ C. Touramanis,³⁷ C. M. Cormack,³⁸ F. Di Lodovico,³⁸ C. L. Brown,³⁹ G. Cowan,³⁹ H. U. Flaecher,³⁹ M. G. Green,³⁹ P. S. Jackson,³⁹ T. R. McMahon,³⁹ S. Ricciardi,³⁹ F. Salvatore,³⁹ D. Brown,⁴⁰ C. L. Davis,⁴⁰ J. Allison,⁴¹ N. R. Barlow,⁴¹ R. J. Barlow,⁴¹ M. C. Hodgkinson,⁴¹ G. D. Lafferty,⁴¹ M. T. Naisbit,⁴¹ J. C. Williams,⁴¹ C. Chen,⁴² A. Farbin,⁴² W. D. Hulsbergen,⁴² A. Jawahery,⁴² D. Kovalskiy,⁴² C. K. Lae,⁴² V. Lillard,⁴² D. A. Roberts,⁴² G. Blaylock,⁴³ C. Dallapiccola,⁴³ S. S. Hertzbach,⁴³ R. Kofler,⁴³ V. B. Koptchev,⁴³ X. Li,⁴³ T. B. Moore,⁴³ S. Saremi,⁴³ H. Staengle,⁴³ S. Willocq,⁴³ R. Cowan,⁴⁴ K. Koeneke,⁴⁴ G. Sciolla,⁴⁴ S. J. Sekula,⁴⁴ F. Taylor,⁴⁴ R. K. Yamamoto,⁴⁴ H. Kim,⁴⁵ P. M. Patel,⁴⁵ S. H. Robertson,⁴⁵ A. Lazzaro,⁴⁶ V. Lombardo,⁴⁶ F. Palombo,⁴⁶ J. M. Bauer,⁴⁷ L. Cremaldi,⁴⁷ V. Eschenburg,⁴⁷ R. Godang,⁴⁷ R. Kroeger,⁴⁷ J. Reidy,⁴⁷ D. A. Sanders,⁴⁷ D. J. Summers,⁴⁷ H. W. Zhao,⁴⁷ S. Brunet,⁴⁸ D. Côté,⁴⁸ P. Taras,⁴⁸ B. Viaud,⁴⁸ H. Nicholson,⁴⁹ N. Cavallo,^{50,†} G. De Nardo,⁵⁰ F. Fabozzi,^{50,†} C. Gatto,⁵⁰ L. Lista,⁵⁰ D. Monorchio,⁵⁰ P. Paolucci,⁵⁰ D. Piccolo,⁵⁰ C. Sciacca,⁵⁰ M. Baak,⁵¹

H. Bulten,⁵¹ G. Raven,⁵¹ H. L. Snoek,⁵¹ L. Wilden,⁵¹ C. P. Jessop,⁵² J. M. LoSecco,⁵² T. Allmendinger,⁵³ G. Benelli,⁵³ K. K. Gan,⁵³ K. Honscheid,⁵³ D. Hufnagel,⁵³ P. D. Jackson,⁵³ H. Kagan,⁵³ R. Kass,⁵³ T. Pulliam,⁵³ A. M. Rahimi,⁵³ R. Ter-Antonyan,⁵³ Q. K. Wong,⁵³ J. Brau,⁵⁴ R. Frey,⁵⁴ O. Igonkina,⁵⁴ M. Lu,⁵⁴ C. T. Potter,⁵⁴ N. B. Sinev,⁵⁴ D. Strom,⁵⁴ E. Torrence,⁵⁴ F. Coleccchia,⁵⁵ A. Dorigo,⁵⁵ F. Galeazzi,⁵⁵ M. Margoni,⁵⁵ M. Morandin,⁵⁵ M. Posocco,⁵⁵ M. Rotondo,⁵⁵ F. Simonetto,⁵⁵ R. Stroili,⁵⁵ C. Voci,⁵⁵ M. Benayoun,⁵⁶ H. Briand,⁵⁶ J. Chauveau,⁵⁶ P. David,⁵⁶ L. Del Buono,⁵⁶ Ch. de la Vaissière,⁵⁶ O. Hamon,⁵⁶ M. J. J. John,⁵⁶ Ph. Leruste,⁵⁶ J. Malclès,⁵⁶ J. Ocariz,⁵⁶ L. Roos,⁵⁶ G. Therin,⁵⁶ P. K. Behera,⁵⁷ L. Gladney,⁵⁷ Q. H. Guo,⁵⁷ J. Panetta,⁵⁷ M. Biasini,⁵⁸ R. Covarelli,⁵⁸ S. Pacetti,⁵⁸ M. Pioppi,⁵⁸ C. Angelini,⁵⁹ G. Batignani,⁵⁹ S. Bettarini,⁵⁹ F. Bucci,⁵⁹ G. Calderini,⁵⁹ M. Carpinelli,⁵⁹ F. Forti,⁵⁹ M. A. Giorgi,⁵⁹ A. Lusiani,⁵⁹ G. Marchiori,⁵⁹ M. Morganti,⁵⁹ N. Neri,⁵⁹ E. Paoloni,⁵⁹ M. Rama,⁵⁹ G. Rizzo,⁵⁹ G. Simi,⁵⁹ J. Walsh,⁵⁹ M. Haire,⁶⁰ D. Judd,⁶⁰ K. Paick,⁶⁰ D. E. Wagoner,⁶⁰ J. Biesiada,⁶¹ N. Danielson,⁶¹ P. Elmer,⁶¹ Y. P. Lau,⁶¹ C. Lu,⁶¹ J. Olsen,⁶¹ A. J. S. Smith,⁶¹ A. V. Telnov,⁶¹ F. Bellini,⁶² G. Cavoto,⁶² A. D'Orazio,⁶² E. Di Marco,⁶² R. Faccini,⁶² F. Ferrarotto,⁶² F. Ferroni,⁶² L. Li Gioi,⁶² M. A. Mazzoni,⁶² S. Morganti,⁶² G. Piredda,⁶² F. Polci,⁶² F. Safai Tehrani,⁶² C. Voena,⁶² S. Christ,⁶³ H. Schröder,⁶³ G. Wagner,⁶³ R. Waldi,⁶³ T. Adye,⁶⁴ N. De Groot,⁶⁴ B. Franek,⁶⁴ G. P. Gopal,⁶⁴ E. O. Olaiya,⁶⁴ F. F. Wilson,⁶⁴ R. Aleksan,⁶⁵ S. Emery,⁶⁵ A. Gaidot,⁶⁵ S. F. Ganzhur,⁶⁵ P.-F. Giraud,⁶⁵ G. Graziani,⁶⁵ G. Hamel de Monchenault,⁶⁵ W. Kozanecki,⁶⁵ M. Legendre,⁶⁵ G. W. London,⁶⁵ B. Mayer,⁶⁵ G. Vasseur,⁶⁵ Ch. Yèche,⁶⁵ M. Zito,⁶⁵ M. V. Purohit,⁶⁶ A. W. Weidemann,⁶⁶ J. R. Wilson,⁶⁶ F. X. Yumiceva,⁶⁶ T. Abe,⁶⁷ M. T. Allen,⁶⁷ D. Aston,⁶⁷ R. Bartoldus,⁶⁷ N. Berger,⁶⁷ A. M. Boyarski,⁶⁷ O. L. Buchmueller,⁶⁷ R. Claus,⁶⁷ M. R. Convery,⁶⁷ M. Cristinziani,⁶⁷ J. C. Dingfelder,⁶⁷ D. Dong,⁶⁷ J. Dorfan,⁶⁷ D. Dujmic,⁶⁷ W. Dunwoodie,⁶⁷ S. Fan,⁶⁷ R. C. Field,⁶⁷ T. Glanzman,⁶⁷ S. J. Gowdy,⁶⁷ T. Hadig,⁶⁷ V. Halyo,⁶⁷ C. Hast,⁶⁷ T. Hryn'ova,⁶⁷ W. R. Innes,⁶⁷ M. H. Kelsey,⁶⁷ P. Kim,⁶⁷ M. L. Kocian,⁶⁷ D. W. G. S. Leith,⁶⁷ J. Libby,⁶⁷ S. Luitz,⁶⁷ V. Luth,⁶⁷ H. L. Lynch,⁶⁷ H. Marsiske,⁶⁷ R. Messner,⁶⁷ D. R. Muller,⁶⁷ C. P. O'Grady,⁶⁷ V. E. Ozcan,⁶⁷ A. Perazzo,⁶⁷ M. Perl,⁶⁷ B. N. Ratcliff,⁶⁷ A. Roodman,⁶⁷ A. A. Salnikov,⁶⁷ R. H. Schindler,⁶⁷ J. Schwiening,⁶⁷ A. Snyder,⁶⁷ J. Stelzer,⁶⁷ J. Strube,^{54,67} D. Su,⁶⁷ M. K. Sullivan,⁶⁷ K. Suzuki,⁶⁷ J. M. Thompson,⁶⁷ J. Va'vra,⁶⁷ M. Weaver,⁶⁷ W. J. Wisniewski,⁶⁷ M. Wittgen,⁶⁷ D. H. Wright,⁶⁷ A. K. Yarritu,⁶⁷ K. Yi,⁶⁷ C. C. Young,⁶⁷ P. R. Burchat,⁶⁸ A. J. Edwards,⁶⁸ S. A. Majewski,⁶⁸ B. A. Petersen,⁶⁸ C. Roat,⁶⁸ M. Ahmed,⁶⁹ S. Ahmed,⁶⁹ M. S. Alam,⁶⁹ J. A. Ernst,⁶⁹ M. A. Saeed,⁶⁹ M. Saleem,⁶⁹ F. R. Wappler,⁶⁹ S. B. Zain,⁶⁹ W. Bugg,⁷⁰ M. Krishnamurthy,⁷⁰ S. M. Spanier,⁷⁰ R. Eckmann,⁷¹ J. L. Ritchie,⁷¹ A. Satpathy,⁷¹ R. F. Schwitters,⁷¹ J. M. Izen,⁷² I. Kitayama,⁷² X. C. Lou,⁷² S. Ye,⁷² F. Bianchi,⁷³ M. Bona,⁷³ F. Gallo,⁷³ D. Gamba,⁷³ M. Bomben,⁷⁴ L. Bosisio,⁷⁴ C. Cartaro,⁷⁴ F. Cossutti,⁷⁴ G. Della Ricca,⁷⁴ S. Dittongo,⁷⁴ S. Grancagnolo,⁷⁴ L. Lanceri,⁷⁴ P. Poropat,^{74,‡} L. Vitale,⁷⁴ G. Vuagnin,⁷⁴ F. Martinez-Vidal,⁷⁵ R. S. Panvini,^{76,‡} Sw. Banerjee,⁷⁷ B. Bhuyan,⁷⁷ C. M. Brown,⁷⁷ D. Fortin,⁷⁷ K. Hamano,⁷⁷ R. Kowalewski,⁷⁷ J. M. Roney,⁷⁷ R. J. Sobie,⁷⁷ J. J. Back,⁷⁸ P. F. Harrison,⁷⁸ T. E. Latham,⁷⁸ G. B. Mohanty,⁷⁸ H. R. Band,⁷⁹ X. Chen,⁷⁹ B. Cheng,⁷⁹ S. Dasu,⁷⁹ M. Datta,⁷⁹ A. M. Eichenbaum,⁷⁹ K. T. Flood,⁷⁹ M. Graham,⁷⁹ J. J. Hollar,⁷⁹ J. R. Johnson,⁷⁹ P. E. Kutter,⁷⁹ H. Li,⁷⁹ R. Liu,⁷⁹ B. Mellado,⁷⁹ A. Mihalyi,⁷⁹ Y. Pan,⁷⁹ R. Prepost,⁷⁹ P. Tan,⁷⁹ J. H. von Wimmersperg-Toeller,⁷⁹ J. Wu,⁷⁹ S. L. Wu,⁷⁹ Z. Yu,⁷⁹ M. G. Greene,⁸⁰ and H. Neal⁸⁰

(BABAR Collaboration)

¹Laboratoire de Physique des Particules, F-74941 Annecy-le-Vieux, France

²IFAE, Universitat Autònoma de Barcelona, E-08193 Bellaterra, Barcelona, Spain

³Dipartimento di Fisica and INFN, Università di Bari, I-70126 Bari, Italy

⁴Institute of High Energy Physics, Beijing 100039, China

⁵Institute of Physics, University of Bergen, N-5007 Bergen, Norway

⁶Lawrence Berkeley National Laboratory and University of California, Berkeley, California 94720, USA

⁷University of Birmingham, Birmingham, B15 2TT, United Kingdom

⁸Institut für Experimentalphysik I, Ruhr Universität Bochum, D-44780 Bochum, Germany

⁹University of Bristol, Bristol BS8 1TL, United Kingdom

¹⁰University of British Columbia, Vancouver, British Columbia, Canada V6T 1Z1

¹¹Brunel University, Uxbridge, Middlesex UB8 3PH, United Kingdom

¹²Budker Institute of Nuclear Physics, Novosibirsk 630090, Russia

¹³University of California at Irvine, Irvine, California 92697, USA

¹⁴University of California at Los Angeles, Los Angeles, California 90024, USA

¹⁵University of California at Riverside, Riverside, California 92521, USA

¹⁶University of California at San Diego, La Jolla, California 92093, USA

¹⁷University of California at Santa Barbara, Santa Barbara, California 93106, USA

¹⁸Institute for Particle Physics, University of California at Santa Cruz, Santa Cruz, California 95064, USA

- ¹⁹California Institute of Technology, Pasadena, California 91125, USA
²⁰University of Cincinnati, Cincinnati, Ohio 45221, USA
²¹University of Colorado, Boulder, Colorado 80309, USA
²²Colorado State University, Fort Collins, Colorado 80523, USA
²³Institut für Physik, Universität Dortmund, D-44221 Dortmund, Germany
²⁴Institut für Kern- und Teilchenphysik, Technische Universität Dresden, D-01062 Dresden, Germany
²⁵LLR, Ecole Polytechnique, F-91128 Palaiseau, France
²⁶University of Edinburgh, Edinburgh EH9 3JZ, United Kingdom
²⁷Dipartimento di Fisica and INFN, Università di Ferrara, I-44100 Ferrara, Italy
²⁸Laboratori Nazionali di Frascati dell'INFN, I-00044 Frascati, Italy
²⁹Dipartimento di Fisica and INFN, Università di Genova, I-16146 Genova, Italy
³⁰Harvard University, Cambridge, Massachusetts 02138, USA
³¹Physikalisches Institut, Universität Heidelberg, Philosophenweg 12, D-69120 Heidelberg, Germany
³²Imperial College London, London, SW7 2AZ, United Kingdom
³³University of Iowa, Iowa City, Iowa 52242, USA
³⁴Iowa State University, Ames, Iowa 50011-3160, USA
³⁵Laboratoire de l'Accélérateur Linéaire, F-91898 Orsay, France
³⁶Lawrence Livermore National Laboratory, Livermore, California 94550, USA
³⁷University of Liverpool, Liverpool L69 7ZE, United Kingdom
³⁸Queen Mary, University of London, E1 4NS, United Kingdom
³⁹Royal Holloway and Bedford New College, University of London, Egham, Surrey TW20 0EX, United Kingdom
⁴⁰University of Louisville, Louisville, Kentucky 40292, USA
⁴¹University of Manchester, Manchester M13 9PL, United Kingdom
⁴²University of Maryland, College Park, Maryland 20742, USA
⁴³University of Massachusetts, Amherst, Massachusetts 01003, USA
⁴⁴Laboratory for Nuclear Science, Massachusetts Institute of Technology, Cambridge, Massachusetts 02139, USA
⁴⁵McGill University, Montréal, Québec, Canada H3A 2T8
⁴⁶Dipartimento di Fisica and INFN, Università di Milano, I-20133 Milano, Italy
⁴⁷University of Mississippi, University, Mississippi 38677, USA
⁴⁸Laboratoire René J. A. Lévesque, Université de Montréal, Montréal, Québec, Canada H3C 3J7
⁴⁹Mount Holyoke College, South Hadley, Massachusetts 01075, USA
⁵⁰Dipartimento di Scienze Fisiche and INFN, Università di Napoli Federico II, I-80126, Napoli, Italy
⁵¹NIKHEF, National Institute for Nuclear Physics and High Energy Physics, NL-1009 DB Amsterdam, The Netherlands
⁵²University of Notre Dame, Notre Dame, Indiana 46556, USA
⁵³Ohio State University, Columbus, Ohio 43210, USA
⁵⁴University of Oregon, Eugene, Oregon 97403, USA
⁵⁵Dipartimento di Fisica and INFN, Università di Padova, I-35131 Padova, Italy
⁵⁶Laboratoire de Physique Nucléaire et de Hautes Energies, Universités Paris VI et VII, F-75252 Paris, France
⁵⁷University of Pennsylvania, Philadelphia, Pennsylvania 19104, USA
⁵⁸Dipartimento di Fisica and INFN, Università di Perugia, I-06100 Perugia, Italy
⁵⁹Dipartimento di Fisica, Scuola Normale Superiore and INFN, Università di Pisa, I-56127 Pisa, Italy
⁶⁰Prairie View A&M University, Prairie View, Texas 77446, USA
⁶¹Princeton University, Princeton, New Jersey 08544, USA
⁶²Dipartimento di Fisica and INFN, Università di Roma La Sapienza, I-00185 Roma, Italy
⁶³Universität Rostock, D-18051 Rostock, Germany
⁶⁴Rutherford Appleton Laboratory, Chilton, Didcot, Oxon, OX11 0QX, United Kingdom
⁶⁵DSM/Dapnia, CEA/Saclay, F-91191 Gif-sur-Yvette, France
⁶⁶University of South Carolina, Columbia, South Carolina 29208, USA
⁶⁷Stanford Linear Accelerator Center, Stanford, California 94309, USA
⁶⁸Stanford University, Stanford, California 94305-4060, USA
⁶⁹State University of New York, Albany, New York 12222, USA
⁷⁰University of Tennessee, Knoxville, Tennessee 37996, USA
⁷¹University of Texas at Austin, Austin, Texas 78712, USA
⁷²University of Texas at Dallas, Richardson, Texas 75083, USA
⁷³Dipartimento di Fisica Sperimentale and INFN, Università di Torino, I-10125 Torino, Italy
⁷⁴Dipartimento di Fisica and INFN, Università di Trieste, I-34127 Trieste, Italy
⁷⁵IFIC, Universitat de Valencia-CSIC, E-46071 Valencia, Spain
⁷⁶Vanderbilt University, Nashville, Tennessee 37235, USA
⁷⁷University of Victoria, Victoria, British Columbia, Canada V8W 3P6
⁷⁸Department of Physics, University of Warwick, Coventry CV4 7AL, United Kingdom
⁷⁹University of Wisconsin, Madison, Wisconsin 53706, USA

⁸⁰Yale University, New Haven, Connecticut 06511, USA
(Received 20 April 2005; published 14 September 2005)

We report on a measurement of the Cabibbo-Kobayashi-Maskawa CP -violating phase γ through a Dalitz analysis of neutral D decays to $K_S^0 \pi^- \pi^+$ in the processes $B^\mp \rightarrow D^{(*)} K^\mp$, $D^* \rightarrow D \pi^0$, $D \gamma$. Using a sample of $227 \times 10^6 B\bar{B}$ pairs collected by the BABAR detector, we measure the amplitude ratios $r_B = 0.12 \pm 0.08 \pm 0.03 \pm 0.04$ and $r_B^* = 0.17 \pm 0.10 \pm 0.03 \pm 0.03$, the relative strong phases $\delta_B = (104 \pm 45_{-21}^{+17+16})^\circ$ and $\delta_B^* = (-64 \pm 41_{-12}^{+14} \pm 15)^\circ$ between the amplitudes $\mathcal{A}(B^- \rightarrow \bar{D}^{(*)0} K^-)$ and $\mathcal{A}(B^- \rightarrow D^{(*)0} K^-)$, and $\gamma = (70 \pm 31_{-10}^{+12+14})^\circ$. The first error is statistical, the second is the experimental systematic uncertainty, and the third reflects the Dalitz model uncertainty. The results for the strong and weak phases have a twofold ambiguity.

DOI: 10.1103/PhysRevLett.95.121802

PACS numbers: 13.25.Hw, 11.30.Er, 12.15.Hh, 13.25.Ft

CP violation in the B meson system has been clearly established in recent years [1,2]. Although these results are in good agreement with standard model expectations, other and more precise measurements of CP violation in B decays are needed to overconstrain the Cabibbo-Kobayashi-Maskawa (CKM) quark mixing matrix [3] and search for new physics effects. The angle γ of the unitarity triangle [4] of the CKM matrix constitutes one of these crucial measurements.

Various methods using $B^- \rightarrow \bar{D}^{(*)0} K^-$ [5] decays have been proposed to measure γ [6–8]. Here, \bar{D}^0 indicates either a D^0 or a \bar{D}^0 meson and the symbol “(*)” refers to either a D or D^* meson. All methods exploit the fact that a B^- can decay into a $D^{(*)0} K^-$ ($\bar{D}^{(*)0} K^-$) final state via $b \rightarrow c\bar{u}s$ ($b \rightarrow u\bar{c}s$) transitions. These decay amplitudes interfere when the D^0 and \bar{D}^0 decay into the same final state, which can lead to different B^+ and B^- decay rates (direct CP violation). In this Letter we report on a measurement of γ based on the analysis of the Dalitz distribution of the three-body decay $D^0 \rightarrow K_S^0 \pi^- \pi^+$ [7,8]. The primary advantage of this method is that it involves the entire resonant structure of the three-body decay, with interference of doubly Cabibbo-suppressed (DCS), Cabibbo-allowed (CA), and CP eigenstate amplitudes, providing the sensitivity to γ . The analysis is based on an integrated luminosity of 205 fb^{-1} recorded at the $Y(4S)$ resonance (corresponding to $227 \times 10^6 B\bar{B}$ decays) and 9.6 fb^{-1} collected at a center-of-mass (c.m.) energy 40 MeV below with the BABAR detector [9] at the SLAC PEP-II e^+e^- asymmetric-energy B Factory.

The small CP asymmetry in D decays allowed by the present experimental limits [10] has a negligible effect on this analysis. Thus, the $B^\mp \rightarrow \bar{D}^{(*)0} K^\mp$, $\bar{D}^{*0} \rightarrow \bar{D}^0 \pi^0$, $\bar{D}^0 \gamma$, $\bar{D}^0 \rightarrow K_S^0 \pi^- \pi^+$ decay chain amplitude $\mathcal{A}_\mp^{(*)}(m_-^2, m_+^2)$ can be written as

$$\mathcal{A}_D(m_\mp^2, m_\pm^2) + \kappa I_B^{(*)} e^{i(\delta_B^{(*)\mp\mp\gamma})} \mathcal{A}_D(m_\pm^2, m_\mp^2),$$

where m_-^2 and m_+^2 are the squared invariant masses of the $K_S^0 \pi^-$ and $K_S^0 \pi^+$ combinations, respectively, and $\mathcal{A}_D(m_-^2, m_+^2)$ is the $D^0 \rightarrow K_S^0 \pi^- \pi^+$ decay amplitude. Here, $r_B^{(*)}$ and $\delta_B^{(*)}$ are the amplitude ratios and relative strong phases between the amplitudes $\mathcal{A}(B^- \rightarrow \bar{D}^{(*)0} K^-)$

and $\mathcal{A}(B^- \rightarrow D^{(*)0} K^-)$. As a consequence of parity and angular momentum conservation in the \bar{D}^{*0} decay, the factor κ takes the value $+1$ for $B^- \rightarrow \bar{D}^0 K^-$ and $B^- \rightarrow \bar{D}^{*0}(\bar{D}^0 \pi^0) K^-$, and -1 for $B^- \rightarrow \bar{D}^{*0}(\bar{D}^0 \gamma) K^-$ [11]. We first determine $\mathcal{A}_D(m_-^2, m_+^2)$ through a Dalitz analysis of a high-statistics sample of tagged D^0 mesons from inclusive $D^{*+} \rightarrow D^0 \pi^+$ decays reconstructed in data. We then perform a simultaneous fit to the $|\mathcal{A}_\mp^{(*)}(m_-^2, m_+^2)|^2$ and $|\mathcal{A}_+^{(*)}(m_-^2, m_+^2)|^2$ distributions for the $B^\mp \rightarrow \bar{D}^{(*)0} K^\mp$ samples to determine the CP parameters $r_B^{(*)}$, $\delta_B^{(*)}$, and γ . We emphasize that in this analysis the Dalitz amplitude is only a means to extract the CP parameters.

B^- candidates are formed by combining a mass-constrained D^{*0} candidate with a track identified as a kaon [9]. We accept $K_S^0 \rightarrow \pi^+ \pi^-$ candidates that have a two-pion invariant mass within $9 \text{ MeV}/c^2$ of the K_S^0 mass [4] and a cosine of the angle between the line connecting the D^0 and K_S^0 decay vertices and the K_S^0 momentum (in the plane transverse to the beam) greater than 0.99. D^0 candidates are selected by requiring the $K_S^0 \pi^- \pi^+$ invariant mass to be within $12 \text{ MeV}/c^2$ of the D^0 mass [4]. The π^0 candidates from $D^{*0} \rightarrow D^0 \pi^0$ are formed from pairs of photons with invariant mass in the range $[115, 150] \text{ MeV}/c^2$, and with photon energy greater than 30 MeV. Photon candidates from $D^{*0} \rightarrow D^0 \gamma$ are selected if their energy

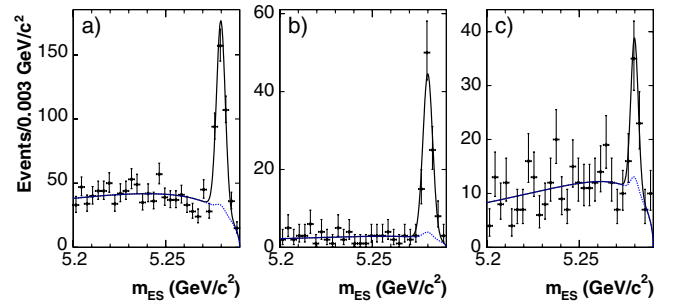


FIG. 1 (color online). Distributions of m_{ES} for (a) $B^- \rightarrow \bar{D}^0 K^-$, (b) $B^- \rightarrow \bar{D}^{*0}(\bar{D}^0 \pi^0) K^-$, and (c) $B^- \rightarrow \bar{D}^{*0}(\bar{D}^0 \gamma) K^-$. The curves represent the fit projections for signal plus background (solid lines) and background (dotted lines). The peaking structure of the background is due to remaining $B^- \rightarrow \bar{D}^{(*)0} \pi^-$ events.

is greater than 100 MeV. $D^{*0} \rightarrow D^0 \pi^0 (D^0 \gamma)$ candidates are required to have a $D^{*0} - D^0$ mass difference within $2.5(10) \text{ MeV}/c^2$ of its nominal value [4].

The beam-energy substituted B mass m_{ES} [12] (Fig. 1) and the difference ΔE between the reconstructed energy of the B^- candidate and the beam energy in the e^+e^- c.m. frame are used to identify signal B^- decays. We require $m_{\text{ES}} > 5.2 \text{ GeV}/c^2$ and $|\Delta E| < 30 \text{ MeV}$. Since the background is dominated by random combinations of tracks arising from $e^+e^- \rightarrow q\bar{q}$, $q = \{u, d, s, c\}$ (continuum) events, we require $|\cos\theta_T^*| < 0.8$, where θ_T^* is the c.m. angle between the thrust axis of the B^- candidate and that of the remaining particles in the event. The reconstruction efficiencies (purities in the signal region $m_{\text{ES}} > 5.272 \text{ GeV}/c^2$) are 18% (63%), 5.9% (86%), and 8.1% (52%) for the $B^- \rightarrow \tilde{D}^0 K^-$, $B^- \rightarrow \tilde{D}^{*0}(\tilde{D}^0 \pi^0) K^-$, and $B^- \rightarrow \tilde{D}^{*0}(\tilde{D}^0 \gamma) K^-$ decay modes, respectively. The cross feed among the different samples is negligible.

The D^0 decay amplitude is determined from an unbinned maximum-likelihood Dalitz fit to a high-purity (97%) sample of 81 496 $D^{*+} \rightarrow D^0 \pi^+$ decays reconstructed in 91.5 fb^{-1} of data (Fig. 2). We use the isobar formalism described in Ref. [13] to express \mathcal{A}_D as a sum of two-body decay-matrix elements (subscript r) and a nonresonant (subscript NR) contribution,

$$\mathcal{A}_D(m_-^2, m_+^2) = \sum_r a_r e^{i\phi_r} \mathcal{A}_r(m_-^2, m_+^2) + a_{\text{NR}} e^{i\phi_{\text{NR}}},$$

where each term is parameterized with an amplitude a_r and a phase ϕ_r . The function $\mathcal{A}_r(m_-^2, m_+^2)$ is the Lorentz-invariant expression for the matrix element of a D^0 meson

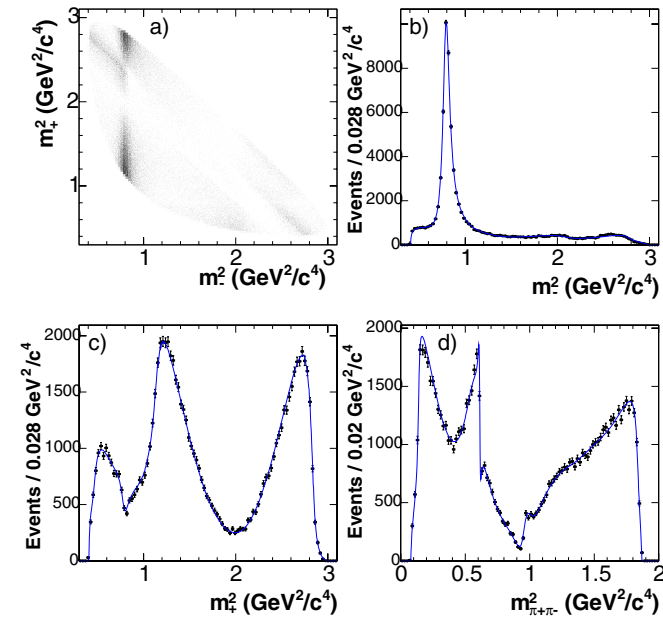


FIG. 2 (color online). (a) The $D^0 \rightarrow K_S^0 \pi^- \pi^+$ Dalitz distribution from $D^{*+} \rightarrow D^0 \pi^+$ events, and projections on (b) m_-^2 , (c) m_+^2 , and (d) $m_{\pi^+ \pi^-}^2$. The curves are the fit projections.

decaying into $K_S^0 \pi^- \pi^+$ through an intermediate resonance r , parameterized as a function of the position in the Dalitz plane.

Table I summarizes the values of a_r and ϕ_r obtained using a model consisting of 16 two-body elements comprising 13 distinct resonances and accounting for efficiency variations across the Dalitz plane and the small background contribution. For $r = \rho(770), \rho(1450)$ we use the functional form suggested in Ref. [14], while the remaining resonances are parameterized by a spin-dependent relativistic Breit-Wigner distribution. For intermediate states with a K^* , the regions of interference between DCS and CA decays are particularly sensitive to γ , and we include the DCS component when a significant contribution is expected. In addition, we find that the inclusion of the scalar $\pi\pi$ resonances σ and σ' significantly improves the quality of the fit [15]. Since the two σ resonances are not well established and are only introduced to improve the description of our data, the uncertainty on their existence is considered in the systematic errors. We estimate the goodness of fit through a two-dimensional χ^2 test and obtain $\chi^2 = 3824$ for 3054–32 degrees of freedom.

We simultaneously fit the $B^- \rightarrow \tilde{D}^{(*)0} K^-$ samples using an unbinned extended maximum-likelihood fit to extract the CP -violating parameters along with the signal and background yields. Three different background compo-

TABLE I. Amplitudes a_r , phases ϕ_r , and fit fractions obtained from the fit of the $D^0 \rightarrow K_S^0 \pi^- \pi^+$ Dalitz distribution from $D^{*+} \rightarrow D^0 \pi^+$ events. Errors are statistical only. Masses and widths of all resonances except σ and σ' are taken from [4]. The fit fraction is defined as the integral of $a_r^2 |\mathcal{A}_r(m_-^2, m_+^2)|^2$ over the Dalitz plane divided by the integral of $|\mathcal{A}_D(m_-^2, m_+^2)|^2$. The sum of fit fractions is 1.24.

Resonance	Amplitude	Phase (deg)	Fit fraction
$K^*(892)^-$	1.781 ± 0.018	131.0 ± 0.8	0.586
$K_0^*(1430)^-$	2.45 ± 0.08	-8.3 ± 2.5	0.083
$K_2^*(1430)^-$	1.05 ± 0.06	-54.3 ± 2.6	0.027
$K^*(1410)^-$	0.52 ± 0.09	154 ± 20	0.004
$K^*(1680)^-$	0.89 ± 0.30	-139 ± 14	0.003
$K^*(892)^+$	0.180 ± 0.008	-44.1 ± 2.5	0.006
$K_0^*(1430)^+$	0.37 ± 0.07	18 ± 9	0.002
$K_2^*(1430)^+$	0.075 ± 0.038	-104 ± 23	0.000
$\rho(770)$	1 (fixed)	0 (fixed)	0.224
$\omega(782)$	0.0391 ± 0.0016	115.3 ± 2.5	0.006
$f_0(980)$	0.482 ± 0.012	-141.8 ± 2.2	0.061
$f_0(1370)$	2.25 ± 0.30	113.2 ± 3.7	0.032
$f_2(1270)$	0.922 ± 0.041	-21.3 ± 3.1	0.030
$\rho(1450)$	0.52 ± 0.09	38 ± 13	0.002
σ	1.36 ± 0.05	-177.9 ± 2.7	0.093
σ'	0.340 ± 0.026	153.0 ± 3.8	0.013
Nonresonant	3.53 ± 0.44	128 ± 6	0.073

nents are considered: continuum events, $B^- \rightarrow \tilde{D}^{(*)0} \pi^-$ and $Y(4S) \rightarrow B\bar{B}$ (other than $B^- \rightarrow \tilde{D}^{(*)0} \pi^-$) decays. In addition to m_{ES} , the fit uses ΔE and a Fisher discriminant [12] to distinguish signal from $B^- \rightarrow \tilde{D}^{(*)0} \pi^-$ and continuum background, respectively. The log-likelihood is

$$\ln \mathcal{L} = -\sum_c N_c + \sum_j \ln \left[\sum_c N_c \mathcal{P}_c(\vec{\xi}_j) \mathcal{P}_c^{\text{Dalitz}}(\vec{\eta}_j) \right],$$

where $\vec{\xi}_j = \{m_{\text{ES}}, \Delta E, \mathcal{F}\}_j$ and $\vec{\eta}_j = (m^2, m^2)_j$ characterize the event j . Here, $\mathcal{P}_c(\vec{\xi})$ and $\mathcal{P}_c^{\text{Dalitz}}(\vec{\eta})$ are the probability density functions (PDF's), and N_c the event yield for signal or background component c . For signal events, $\mathcal{P}_c^{\text{Dalitz}}(\vec{\eta})$ is given by $|\mathcal{A}_\pm^{(*)}(\vec{\eta})|^2$ corrected by the efficiency variations. All PDF shape parameters used to describe signal, continuum, and $B^- \rightarrow \tilde{D}^{(*)0} \pi^-$ components are determined directly from $B^- \rightarrow \tilde{D}^{(*)0} K^-$ and $B^- \rightarrow \tilde{D}^{(*)0} \pi^-$ signal, sideband regions, and off-peak data, and are fixed in the final fit for CP parameters and event yields. Only the m_{ES} , ΔE , and Dalitz PDF's for $B\bar{B}$ background events are determined from a detailed Monte Carlo simulation. $B^- \rightarrow \tilde{D}^{(*)0} \pi^-$ candidates have been selected using criteria similar to those applied for $B^- \rightarrow \tilde{D}^{(*)0} K^-$ but requiring the bachelor pion not to be consistent with the kaon hypothesis.

The CP fit yields 282 ± 20 , 90 ± 11 , and 44 ± 8 signal $\tilde{D}^0 K^-$, $\tilde{D}^{*0}(\tilde{D}^0 \pi^0) K^-$, and $\tilde{D}^{*0}(\tilde{D}^0 \gamma) K^-$ candidates, respectively, consistent with expectations based on measured branching fractions and efficiencies estimated from Monte Carlo simulation. The results for the CP -violating parameters $\mathbf{z}_\pm^{(*)} \equiv (x_\pm^{(*)}, y_\pm^{(*)})$, where $x_\pm^{(*)}$ and $y_\pm^{(*)}$ are defined as the real and imaginary parts of the complex amplitude ratios $r_{B^\pm}^{(*)} e^{i(\delta_B^{(*)} \pm \gamma)}$, respectively, are summarized in Table II. Here, $r_{B^\pm}^{(*)}$ is the amplitude ratio between the amplitudes $b \rightarrow u$ and $b \rightarrow c$, separately for B^+ and B^- . The only nonzero statistical correlations involving the CP parameters are for the pairs \mathbf{z}_- , \mathbf{z}_+ , \mathbf{z}_-^* , and \mathbf{z}_+^* , which amount to 3%, 6%, -17%, and -27%, respectively. The $\mathbf{z}_\pm^{(*)}$ variables are more suitable fit parameters than $r_{B^\pm}^{(*)}$, $\delta_B^{(*)}$, and γ because they are better behaved near the origin, especially in low-statistics samples. Figures 3(a) and 3(b) show the one- and two-standard deviation confidence-level

TABLE II. CP -violating parameters $\mathbf{z}_\pm^{(*)}$ obtained from the CP fit to the $B^- \rightarrow \tilde{D}^{(*)0} K^-$ samples. The first error is statistical, the second is the experimental systematic uncertainty, and the third reflects the Dalitz model uncertainty.

	$x_\pm^{(*)}$	$y_\pm^{(*)}$
\mathbf{z}_-	$0.08 \pm 0.07 \pm 0.03 \pm 0.02$	$0.06 \pm 0.09 \pm 0.04 \pm 0.04$
\mathbf{z}_+	$-0.13 \pm 0.07 \pm 0.03 \pm 0.03$	$0.02 \pm 0.08 \pm 0.02 \pm 0.02$
\mathbf{z}_-^*	$-0.13 \pm 0.09 \pm 0.03 \pm 0.02$	$-0.14 \pm 0.11 \pm 0.02 \pm 0.03$
\mathbf{z}_+^*	$0.14 \pm 0.09 \pm 0.03 \pm 0.03$	$0.01 \pm 0.12 \pm 0.04 \pm 0.06$

contours (statistical only) in the $\mathbf{z}^{(*)}$ planes for $\tilde{D}^0 K^-$ and $\tilde{D}^{*0} K^-$, and separately for B^- and B^+ . The separation between the B^- and B^+ regions in these planes is an indication of direct CP violation.

The largest single contribution to the systematic uncertainties in the CP parameters comes from the choice of the Dalitz model used to describe the $D^0 \rightarrow K_S^0 \pi^- \pi^+$ decay amplitudes. To evaluate this uncertainty we use the nominal Dalitz model (Table I) to generate large samples of pseudoexperiments. We then compare experiment by experiment the values of $\mathbf{z}_\pm^{(*)}$ obtained from fits using the nominal model and a set of alternative models. We find that removing different combinations of K^* and ρ resonances (with low fit fractions), or changing the functional form of the resonance shapes, has little effect on the total χ^2 of the fit, or on the values of $\mathbf{z}_\pm^{(*)}$. However, models where one or both of the σ resonances are removed lead to a significant increase in the χ^2 of the fit. We use the average variations of $\mathbf{z}_\pm^{(*)}$ corresponding to this second set of alternative models as the systematic uncertainty due to imperfect knowledge of \mathcal{A}_D .

The experimental systematic uncertainties include the errors on the m_{ES} , ΔE , and \mathcal{F} PDF parameters for signal and background, the uncertainties in the knowledge of the Dalitz distribution of background events, the efficiency variations across the Dalitz plane, and the uncertainty in the fraction of events with a real D^0 produced in a back-to-

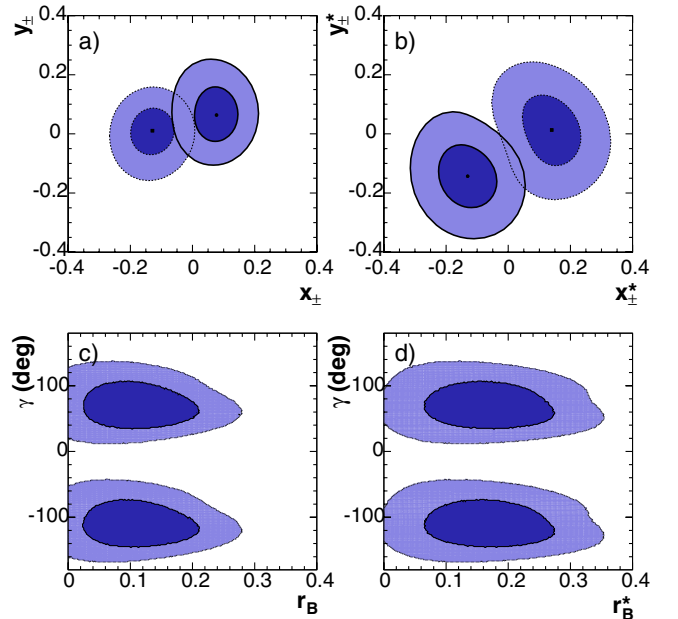


FIG. 3 (color online). Contours at 39.3% (dark) and 86.5% (light) confidence level (statistical only) in the $\mathbf{z}^{(*)}$ planes for (a) $\tilde{D}^0 K^-$ and (b) $\tilde{D}^{*0} K^-$, separately for B^- (thick and solid lines) and B^+ (thin and dotted lines). Projections in the $r_B^{(*)} - \gamma$ planes of the five-dimensional one-standard (dark) and two-standard (light) deviation regions, for (c) $\tilde{D}^0 K^-$ and (d) $\tilde{D}^{*0} K^-$.

back configuration with a negatively charged kaon. Less significant systematic uncertainties originate from the imprecise knowledge of the fraction of real D^0 's, the invariant mass resolution, and the statistical errors in the Dalitz amplitudes and phases from the fit to the tagged D^0 sample. The possible effect of CP violation in $B^- \rightarrow \tilde{D}^{(*)0} \pi^-$ decays and $B\bar{B}$ background was found to be negligible.

A frequentist (Neyman) construction of the confidence regions of $\mathbf{p} \equiv (r_B, r_B^*, \delta_B, \delta_B^*, \gamma)$ based on the constraints on $\mathbf{z}_{\pm}^{(*)}$ has been adopted [4]. Using a large number of pseudoexperiments corresponding to the nominal CP fit model but with many different values of the CP fit parameters, we construct an analytical (Gaussian) parameterization of the PDF of $\mathbf{z}_{\pm}^{(*)}$ as a function of \mathbf{p} . For a given \mathbf{p} , the five-dimensional confidence level $C = 1 - \alpha$ is calculated by integrating over all points in the fit parameter space closer (larger PDF) to \mathbf{p} than the fitted data values. The one- (two-)standard deviation region of the CP parameters is defined as the set of \mathbf{p} values for which α is smaller than 3.7% (45.1%).

Figures 3(c) and 3(d) show the two-dimensional projections in the $r_B^{(*)} - \gamma$ planes, including systematic uncertainties, for $\tilde{D}^0 K^-$ and $\tilde{D}^{*0} K^-$. The figures show that this Dalitz analysis has a twofold ambiguity, $(\gamma, \delta_B^{(*)}) \rightarrow (\gamma + 180^\circ, \delta_B^{(*)} + 180^\circ)$. The significance of direct CP violation, obtained by evaluating C for the most probable CP conserving point, corresponds to 1.6, 2.1, and 2.4 standard deviations, for $\tilde{D}^0 K^-$ and $\tilde{D}^{*0} K^-$, and their combination, respectively. Similar results are obtained using a Bayesian technique with uniform *a priori* probability distributions for $r_B^{(*)}$, $\delta_B^{(*)}$, and γ .

In summary, we have measured the direct CP -violating parameters in $B^- \rightarrow \tilde{D}^{(*)0} K^-$ using a Dalitz analysis of $\tilde{D}^0 \rightarrow K_S^0 \pi^- \pi^+$ decays, obtaining $r_B = 0.12 \pm 0.08 \pm 0.03 \pm 0.04$ [0, 0.28], $r_B^* = 0.17 \pm 0.10 \pm 0.03 \pm 0.03$ [0, 0.35], $\delta_B = (104 \pm 45_{-21-24}^{+17+16})^\circ$, $\delta_B^* = (-64 \pm 41_{-12}^{+14} \pm 15)^\circ$, and $\gamma = (70 \pm 31_{-10-11}^{+12+14})^\circ$ [12°, 137°]. The first error is statistical, the second is the experimental systematic uncertainty, and the third reflects the Dalitz model uncertainty. The values inside square brackets indicate the two-standard deviation intervals. The results for γ from $B^- \rightarrow \tilde{D}^0 K^-$ and $B^- \rightarrow \tilde{D}^{*0} K^-$ alone are $(70 \pm 38)^\circ$ and $(71 \pm 35)^\circ$, respectively (statistical errors only). The constraint on γ is consistent with that reported by the Belle Collaboration [8], which has a slightly better statistical precision since our $r_B^{(*)}$ constraint favors smaller values.

We are grateful for the excellent luminosity and machine conditions provided by our PEP-II colleagues, and for the substantial dedicated effort from the computing organizations that support *BABAR*. The collaborating institutions

wish to thank SLAC for its support and kind hospitality. This work is supported by DOE and NSF (USA), NSERC (Canada), IHEP (China), CEA and CNRS-IN2P3 (France), BMBF and DFG (Germany), INFN (Italy), FOM (The Netherlands), NFR (Norway), MIST (Russia), and PPARC (United Kingdom). Individuals have received support from CONACyT (Mexico), A. P. Sloan Foundation, Research Corporation, and Alexander von Humboldt Foundation.

*Also at Università di Perugia, Dipartimento di Fisica, Perugia, Italy.

†Also at Università della Basilicata, Potenza, Italy.

‡Deceased.

- [1] B. Aubert *et al.* (*BABAR* Collaboration), Phys. Rev. Lett. **89**, 201802 (2002); K. Abe *et al.* (Belle Collaboration), Phys. Rev. D **66**, 071102 (2002).
- [2] B. Aubert *et al.* (*BABAR* Collaboration), Phys. Rev. Lett. **93**, 131801 (2004); Y. Chao *et al.* (Belle Collaboration), Phys. Rev. Lett. **93**, 191802 (2004).
- [3] N. Cabibbo, Phys. Rev. Lett. **10**, 531 (1963); M. Kobayashi and T. Maskawa, Prog. Theor. Phys. **49**, 652 (1973).
- [4] S. Eidelman *et al.* (Particle Data Group), Phys. Lett. B **592**, 1 (2004).
- [5] Reference to the charge-conjugate state is implied here and throughout the text unless otherwise stated.
- [6] M. Gronau and D. London, Phys. Lett. B **253**, 483 (1991); M. Gronau and D. Wyler, Phys. Lett. B **265**, 172 (1991); D. Atwood, I. Dunietz, and A. Soni, Phys. Rev. Lett. **78**, 3257 (1997).
- [7] A. Giri, Yu. Grossman, A. Soffer, and J. Zupan, Phys. Rev. D **68**, 054018 (2003).
- [8] A. Poluektov *et al.* (Belle Collaboration), Phys. Rev. D **70**, 072003 (2004).
- [9] B. Aubert *et al.* (*BABAR* Collaboration), Nucl. Instrum. Methods Phys. Res., Sect. A **479**, 1 (2002).
- [10] B. Aubert *et al.* (*BABAR* Collaboration), Phys. Rev. Lett. **91**, 121801 (2003).
- [11] A. Bondar and T. Gershon, Phys. Rev. D **70**, 091503 (2004).
- [12] B. Aubert *et al.* (*BABAR* Collaboration), Phys. Rev. Lett. **93**, 181805 (2004).
- [13] S. Kopp *et al.* (CLEO Collaboration), Phys. Rev. D **63**, 092001 (2001); H. Muramatsu *et al.* (CLEO Collaboration), Phys. Rev. Lett. **89**, 251802 (2002); **90**, 059901 (2003).
- [14] G.J. Gounaris and J.J. Sakurai, Phys. Rev. Lett. **21**, 244 (1968).
- [15] The σ and σ' masses and widths are determined from the data. We find (in MeV/ c^2) $M_\sigma = 484 \pm 9$, $\Gamma_\sigma = 383 \pm 14$, $M_{\sigma'} = 1014 \pm 7$, and $\Gamma_{\sigma'} = 88 \pm 13$. Errors are statistical.