

Observation of $\Upsilon(4S)$ Decays to $\pi^+ \pi^- \Upsilon(1S)$ and $\pi^+ \pi^- \Upsilon(2S)$

B. Aubert,¹ R. Barate,¹ M. Bona,¹ D. Boutigny,¹ F. Couderc,¹ Y. Karyotakis,¹ J. P. Lees,¹ V. Poireau,¹ V. Tisserand,¹ A. Zghiche,¹ E. Grauges,² A. Palano,³ J. C. Chen,⁴ N. D. Qi,⁴ G. Rong,⁴ P. Wang,⁴ Y. S. Zhu,⁴ G. Eigen,⁵ I. Ofte,⁵ B. Stugu,⁵ G. S. Abrams,⁶ M. Battaglia,⁶ D. N. Brown,⁶ J. Button-Shafer,⁶ R. N. Cahn,⁶ E. Charles,⁶ M. S. Gill,⁶ Y. Groysman,⁶ R. G. Jacobsen,⁶ J. A. Kadyk,⁶ L. T. Kerth,⁶ Yu. G. Kolomensky,⁶ G. Kukartsev,⁶ G. Lynch,⁶ L. M. Mir,⁶ P. J. Oddone,⁶ T. J. Orimoto,⁶ M. Pripstein,⁶ N. A. Roe,⁶ M. T. Ronan,⁶ W. A. Wenzel,⁶ M. Barrett,⁷ K. E. Ford,⁷ T. J. Harrison,⁷ A. J. Hart,⁷ C. M. Hawkes,⁷ S. E. Morgan,⁷ A. T. Watson,⁷ K. Goetzen,⁸ T. Held,⁸ H. Koch,⁸ B. Lewandowski,⁸ M. Pelizaeus,⁸ K. Peters,⁸ T. Schroeder,⁸ M. Steinke,⁸ J. T. Boyd,⁹ J. P. Burke,⁹ W. N. Cottingham,⁹ D. Walker,⁹ T. Cuhadar-Donszelmann,¹⁰ B. G. Fulsom,¹⁰ C. Hearty,¹⁰ N. S. Knecht,¹⁰ T. S. Mattison,¹⁰ J. A. McKenna,¹⁰ A. Khan,¹¹ P. Kyberd,¹¹ M. Saleem,¹¹ L. Teodorescu,¹¹ V. E. Blinov,¹² A. D. Bukin,¹² V. P. Druzhinin,¹² V. B. Golubev,¹² A. P. Onuchin,¹² S. I. Serednyakov,¹² Yu. I. Skovpen,¹² E. P. Solodov,¹² K. Yu. Todyshev,¹² D. S. Best,¹³ M. Bondioli,¹³ M. Bruinsma,¹³ M. Chao,¹³ S. Curry,¹³ I. Eschrich,¹³ D. Kirkby,¹³ A. J. Lankford,¹³ P. Lund,¹³ M. Mandelkern,¹³ R. K. Mommsen,¹³ W. Roethel,¹³ D. P. Stoker,¹³ S. Abachi,¹⁴ C. Buchanan,¹⁴ S. D. Foulkes,¹⁵ J. W. Gary,¹⁵ O. Long,¹⁵ B. C. Shen,¹⁵ K. Wang,¹⁵ L. Zhang,¹⁵ H. K. Hadavand,¹⁶ E. J. Hill,¹⁶ H. P. Paar,¹⁶ S. Rahatlou,¹⁶ V. Sharma,¹⁶ J. W. Berryhill,¹⁷ C. Campagnari,¹⁷ A. Cunha,¹⁷ B. Dahmes,¹⁷ T. M. Hong,¹⁷ D. Kovalskyi,¹⁷ J. D. Richman,¹⁷ T. W. Beck,¹⁸ A. M. Eisner,¹⁸ C. J. Flacco,¹⁸ C. A. Heusch,¹⁸ J. Kroseberg,¹⁸ W. S. Lockman,¹⁸ G. Nesom,¹⁸ T. Schalk,¹⁸ B. A. Schumm,¹⁸ A. Seiden,¹⁸ P. Spradlin,¹⁸ D. C. Williams,¹⁸ M. G. Wilson,¹⁸ J. Albert,¹⁹ E. Chen,¹⁹ A. Dvoretiskii,¹⁹ D. G. Hitlin,¹⁹ I. Narsky,¹⁹ T. Piatenko,¹⁹ F. C. Porter,¹⁹ A. Ryd,¹⁹ A. Samuel,¹⁹ R. Andreassen,²⁰ G. Mancinelli,²⁰ B. T. Meadows,²⁰ M. D. Sokoloff,²⁰ F. Blanc,²¹ P. C. Bloom,²¹ S. Chen,²¹ W. T. Ford,²¹ J. F. Hirschauer,²¹ A. Kreisel,²¹ U. Nauenberg,²¹ A. Olivas,²¹ W. O. Ruddick,²¹ J. G. Smith,²¹ K. A. Ulmer,²¹ S. R. Wagner,²¹ J. Zhang,²¹ A. Chen,²² E. A. Eckhart,²² A. Soffer,²² W. H. Toki,²² R. J. Wilson,²² F. Winklmeier,²² Q. Zeng,²² D. D. Altenburg,²³ E. Feltresi,²³ A. Hauke,²³ H. Jasper,²³ B. Spaan,²³ T. Brandt,²⁴ V. Klose,²⁴ H. M. Lacker,²⁴ W. F. Mader,²⁴ R. Nogowski,²⁴ A. Petzold,²⁴ J. Schubert,²⁴ K. R. Schubert,²⁴ R. Schwierz,²⁴ J. E. Sundermann,²⁴ A. Volk,²⁴ D. Bernard,²⁵ G. R. Bonneaud,²⁵ P. Grenier,^{25,*} E. Latour,²⁵ Ch. Thiebaux,²⁵ M. Verderi,²⁵ D. J. Bard,²⁶ P. J. Clark,²⁶ W. Gradl,²⁶ F. Muheim,²⁶ S. Playfer,²⁶ A. I. Robertson,²⁶ Y. Xie,²⁶ M. Andreotti,²⁷ D. Bettoni,²⁷ C. Bozzi,²⁷ R. Calabrese,²⁷ G. Cibinetto,²⁷ E. Lippi,²⁷ M. Negrini,²⁷ A. Petrella,²⁷ L. Piemontese,²⁷ E. Prencipe,²⁷ F. Anulli,²⁸ R. Baldini-Ferrolì,²⁸ A. Calcaterra,²⁸ R. de Sangro,²⁸ G. Finocchiaro,²⁸ S. Pacetti,²⁸ P. Patteri,²⁸ I. M. Peruzzi,^{28,†} M. Piccolo,²⁸ M. Rama,²⁸ A. Zallo,²⁸ A. Buzzo,²⁹ R. Capra,²⁹ R. Contri,²⁹ M. Lo Vetere,²⁹ M. M. Macri,²⁹ M. R. Monge,²⁹ S. Passaggio,²⁹ C. Patrignani,²⁹ E. Robutti,²⁹ A. Santroni,²⁹ S. Tosi,²⁹ G. Brandenburg,³⁰ K. S. Chaisanguanthum,³⁰ M. Morii,³⁰ J. Wu,³⁰ R. S. Dubitzky,³¹ J. Marks,³¹ S. Schenk,³¹ U. Uwer,³¹ W. Bhimji,³² D. A. Bowerman,³² P. D. Dauncey,³² U. Egede,³² R. L. Flack,³² J. R. Gaillard,³² J. A. Nash,³² M. B. Nikolich,³² W. Panduro Vazquez,³² X. Chai,³³ M. J. Charles,³³ U. Mallik,³³ N. T. Meyer,³³ V. Ziegler,³³ J. Cochran,³⁴ H. B. Crawley,³⁴ L. Dong,³⁴ V. Eyges,³⁴ W. T. Meyer,³⁴ S. Prell,³⁴ E. I. Rosenberg,³⁴ A. E. Rubin,³⁴ A. V. Gritsan,³⁵ M. Fritsch,³⁶ G. Schott,³⁶ N. Arnaud,³⁷ M. Davier,³⁷ G. Grosdidier,³⁷ A. Höcker,³⁷ F. Le Diberder,³⁷ V. Lepeltier,³⁷ A. M. Lutz,³⁷ A. Oyanguren,³⁷ S. Pruvot,³⁷ S. Rodier,³⁷ P. Roudeau,³⁷ M. H. Schune,³⁷ A. Stocchi,³⁷ W. F. Wang,³⁷ G. Wormser,³⁷ C. H. Cheng,³⁸ D. J. Lange,³⁸ D. M. Wright,³⁸ C. A. Chavez,³⁹ I. J. Forster,³⁹ J. R. Fry,³⁹ E. Gabathuler,³⁹ R. Gamet,³⁹ K. A. George,³⁹ D. E. Hutchcroft,³⁹ D. J. Payne,³⁹ K. C. Schofield,³⁹ C. Touramanis,³⁹ A. J. Bevan,⁴⁰ F. Di Lodovico,⁴⁰ W. Menges,⁴⁰ R. Sacco,⁴⁰ C. L. Brown,⁴¹ G. Cowan,⁴¹ H. U. Flaecher,⁴¹ D. A. Hopkins,⁴¹ P. S. Jackson,⁴¹ T. R. McMahon,⁴¹ S. Ricciardi,⁴¹ F. Salvatore,⁴¹ D. N. Brown,⁴² C. L. Davis,⁴² J. Allison,⁴³ N. R. Barlow,⁴³ R. J. Barlow,⁴³ Y. M. Chia,⁴³ C. L. Edgar,⁴³ M. P. Kelly,⁴³ G. D. Lafferty,⁴³ M. T. Naisbit,⁴³ J. C. Williams,⁴³ J. I. Yi,⁴³ C. Chen,⁴⁴ W. D. Hulsbergen,⁴⁴ A. Jawahery,⁴⁴ C. K. Lae,⁴⁴ D. A. Roberts,⁴⁴ G. Simi,⁴⁴ G. Blaylock,⁴⁵ C. Dallapiccola,⁴⁵ S. S. Hertzbach,⁴⁵ X. Li,⁴⁵ T. B. Moore,⁴⁵ S. Saremi,⁴⁵ H. Staengle,⁴⁵ S. Y. Willocq,⁴⁵ R. Cowan,⁴⁶ K. Koeneke,⁴⁶ G. Sciolla,⁴⁶ S. J. Sekula,⁴⁶ M. Spitznagel,⁴⁶ F. Taylor,⁴⁶ R. K. Yamamoto,⁴⁶ H. Kim,⁴⁷ P. M. Patel,⁴⁷ S. H. Robertson,⁴⁷ A. Lazzaro,⁴⁸ V. Lombardo,⁴⁸ F. Palombo,⁴⁸ J. M. Bauer,⁴⁹ L. Cremaldi,⁴⁹ V. Eschenburg,⁴⁹ R. Godang,⁴⁹ R. Kroeger,⁴⁹ J. Reidy,⁴⁹ D. A. Sanders,⁴⁹ D. J. Summers,⁴⁹ H. W. Zhao,⁴⁹ S. Brunet,⁵⁰ D. Côté,⁵⁰ P. Taras,⁵⁰ F. B. Viaud,⁵⁰ H. Nicholson,⁵¹ N. Cavallo,^{52,‡} G. De Nardo,⁵² D. del Re,⁵² F. Fabozzi,^{52,‡} C. Gatto,⁵² L. Lista,⁵² D. Monorchio,⁵² P. Paolucci,⁵² D. Piccolo,⁵² C. Sciacca,⁵² M. Baak,⁵³ H. Bulten,⁵³ G. Raven,⁵³ H. L. Snoek,⁵³ C. P. Jessop,⁵⁴ J. M. LoSecco,⁵⁴ T. Allmendinger,⁵⁵ G. Benelli,⁵⁵ K. K. Gan,⁵⁵ K. Honscheid,⁵⁵ D. Hufnagel,⁵⁵ P. D. Jackson,⁵⁵ H. Kagan,⁵⁵ R. Kass,⁵⁵ T. Pulliam,⁵⁵ A. M. Rahimi,⁵⁵ R. Ter-Antonyan,⁵⁵ Q. K. Wong,⁵⁵ N. L. Blount,⁵⁶ J. Brau,⁵⁶ R. Frey,⁵⁶ O. Igonkina,⁵⁶ M. Lu,⁵⁶ C. T. Potter,⁵⁶ R. Rahmat,⁵⁶ N. B. Sinev,⁵⁶ D. Strom,⁵⁶ J. Strube,⁵⁶

E. Torrence,⁵⁶ F. Galeazzi,⁵⁷ A. Gaz,⁵⁷ M. Margoni,⁵⁷ M. Morandin,⁵⁷ A. Pompili,⁵⁷ M. Posocco,⁵⁷ M. Rotondo,⁵⁷ F. Simonetto,⁵⁷ R. Stroili,⁵⁷ C. Voci,⁵⁷ M. Benayoun,⁵⁸ J. Chauveau,⁵⁸ P. David,⁵⁸ L. Del Buono,⁵⁸ Ch. de la Vaissière,⁵⁸ O. Hamon,⁵⁸ B. L. Hartfiel,⁵⁸ M. J. J. John,⁵⁸ J. Malclès,⁵⁸ J. Ocariz,⁵⁸ L. Roos,⁵⁸ G. Therin,⁵⁸ P. K. Behera,⁵⁹ L. Gladney,⁵⁹ J. Panetta,⁵⁹ M. Biasini,⁶⁰ R. Covarelli,⁶⁰ M. Pioppi,⁶⁰ C. Angelini,⁶¹ G. Batignani,⁶¹ S. Bettarini,⁶¹ F. Bucci,⁶¹ G. Calderini,⁶¹ M. Carpinelli,⁶¹ R. Cenci,⁶¹ F. Forti,⁶¹ M. A. Giorgi,⁶¹ A. Lusiani,⁶¹ G. Marchiori,⁶¹ M. A. Mazur,⁶¹ M. Morganti,⁶¹ N. Neri,⁶¹ G. Rizzo,⁶¹ J. Walsh,⁶¹ M. Haire,⁶² D. Judd,⁶² D. E. Wagoner,⁶² J. Biesiada,⁶³ N. Danielson,⁶³ P. Elmer,⁶³ Y. P. Lau,⁶³ C. Lu,⁶³ J. Olsen,⁶³ A. J. S. Smith,⁶³ A. V. Telnov,⁶³ F. Bellini,⁶⁴ G. Cavoto,⁶⁴ A. D'Orazio,⁶⁴ E. Di Marco,⁶⁴ R. Faccini,⁶⁴ F. Ferrarotto,⁶⁴ F. Ferroni,⁶⁴ M. Gaspero,⁶⁴ L. Li Gioi,⁶⁴ M. A. Mazzoni,⁶⁴ S. Morganti,⁶⁴ G. Piredda,⁶⁴ F. Polci,⁶⁴ F. Safai Tehrani,⁶⁴ C. Voena,⁶⁴ M. Ebert,⁶⁵ H. Schröder,⁶⁵ R. Waldi,⁶⁵ T. Adye,⁶⁶ N. De Groot,⁶⁶ B. Franek,⁶⁶ E. O. Olaiya,⁶⁶ F. F. Wilson,⁶⁶ S. Emery,⁶⁷ A. Gaidot,⁶⁷ S. F. Ganzhur,⁶⁷ G. Hamel de Monchenault,⁶⁷ W. Kozanecki,⁶⁷ M. Legendre,⁶⁷ G. Vasseur,⁶⁷ Ch. Yèche,⁶⁷ M. Zito,⁶⁷ W. Park,⁶⁸ M. V. Purohit,⁶⁸ J. R. Wilson,⁶⁸ M. T. Allen,⁶⁹ D. Aston,⁶⁹ R. Bartoldus,⁶⁹ P. Bechtel,⁶⁹ N. Berger,⁶⁹ A. M. Boyarski,⁶⁹ R. Claus,⁶⁹ J. P. Coleman,⁶⁹ M. R. Convery,⁶⁹ M. Cristinziani,⁶⁹ J. C. Dingfelder,⁶⁹ D. Dong,⁶⁹ J. Dorfan,⁶⁹ G. P. Dubois-Felsmann,⁶⁹ D. Dujmic,⁶⁹ W. Dunwoodie,⁶⁹ R. C. Field,⁶⁹ T. Glanzman,⁶⁹ S. J. Gowdy,⁶⁹ M. T. Graham,⁶⁹ V. Halyo,⁶⁹ C. Hast,⁶⁹ T. Hryn'ova,⁶⁹ W. R. Innes,⁶⁹ M. H. Kelsey,⁶⁹ P. Kim,⁶⁹ M. L. Kocian,⁶⁹ D. W. G. S. Leith,⁶⁹ S. Li,⁶⁹ J. Libby,⁶⁹ S. Luitz,⁶⁹ V. Luth,⁶⁹ H. L. Lynch,⁶⁹ D. B. MacFarlane,⁶⁹ H. Marsiske,⁶⁹ R. Messner,⁶⁹ D. R. Muller,⁶⁹ C. P. O'Grady,⁶⁹ V. E. Ozcan,⁶⁹ M. Perl,⁶⁹ A. Perazzo,⁶⁹ B. N. Ratcliff,⁶⁹ A. Roodman,⁶⁹ A. A. Salnikov,⁶⁹ R. H. Schindler,⁶⁹ J. Schwiening,⁶⁹ A. Snyder,⁶⁹ J. Stelzer,⁶⁹ D. Su,⁶⁹ M. K. Sullivan,⁶⁹ K. Suzuki,⁶⁹ S. K. Swain,⁶⁹ J. M. Thompson,⁶⁹ J. Va'vra,⁶⁹ N. van Bakel,⁶⁹ M. Weaver,⁶⁹ A. J. R. Weinstein,⁶⁹ W. J. Wisniewski,⁶⁹ M. Wittgen,⁶⁹ D. H. Wright,⁶⁹ A. K. Yarritu,⁶⁹ K. Yi,⁶⁹ C. C. Young,⁶⁹ P. R. Burchat,⁷⁰ A. J. Edwards,⁷⁰ S. A. Majewski,⁷⁰ B. A. Petersen,⁷⁰ C. Roat,⁷⁰ L. Wilden,⁷⁰ S. Ahmed,⁷¹ M. S. Alam,⁷¹ R. Bula,⁷¹ J. A. Ernst,⁷¹ V. Jain,⁷¹ B. Pan,⁷¹ M. A. Saeed,⁷¹ F. R. Wappler,⁷¹ S. B. Zain,⁷¹ W. Bugg,⁷² M. Krishnamurthy,⁷² S. M. Spanier,⁷² R. Eckmann,⁷³ J. L. Ritchie,⁷³ A. Satpathy,⁷³ C. J. Schilling,⁷³ R. F. Schwitters,⁷³ J. M. Izen,⁷⁴ I. Kitayama,⁷⁴ X. C. Lou,⁷⁴ S. Ye,⁷⁴ F. Bianchi,⁷⁵ F. Gallo,⁷⁵ D. Gamba,⁷⁵ M. Bomben,⁷⁶ L. Bosisio,⁷⁶ C. Cartaro,⁷⁶ F. Cossutti,⁷⁶ G. Della Ricca,⁷⁶ S. Dittongo,⁷⁶ S. Grancagnolo,⁷⁶ L. Lanceri,⁷⁶ L. Vitale,⁷⁶ V. Azzolini,⁷⁷ F. Martinez-Vidal,⁷⁷ Sw. Banerjee,⁷⁸ B. Bhuyan,⁷⁸ C. M. Brown,⁷⁸ D. Fortin,⁷⁸ K. Hamano,⁷⁸ R. Kowalewski,⁷⁸ I. M. Nugent,⁷⁸ J. M. Roney,⁷⁸ R. J. Sobie,⁷⁸ J. J. Back,⁷⁹ P. F. Harrison,⁷⁹ T. E. Latham,⁷⁹ G. B. Mohanty,⁷⁹ M. Pappagallo,⁷⁹ H. R. Band,⁸⁰ X. Chen,⁸⁰ B. Cheng,⁸⁰ S. Dasu,⁸⁰ M. Datta,⁸⁰ A. M. Eichenbaum,⁸⁰ K. T. Flood,⁸⁰ J. J. Hollar,⁸⁰ P. E. Kutter,⁸⁰ H. Li,⁸⁰ R. Liu,⁸⁰ B. Mellado,⁸⁰ A. Mihalys,⁸⁰ A. K. Mohapatra,⁸⁰ Y. Pan,⁸⁰ M. Pierini,⁸⁰ R. Prepost,⁸⁰ P. Tan,⁸⁰ S. L. Wu,⁸⁰ Z. Yu,⁸⁰ and H. Neal⁸¹

(BABAR Collaboration)

¹Laboratoire de Physique des Particules, F-74941 Annecy-le-Vieux, France

²Facultat de Física, Departament ECM, Universitat de Barcelona, E-08028 Barcelona, Spain

³Dipartimento di Fisica and INFN, Università di Bari, I-70126 Bari, Italy

⁴Institute of High Energy Physics, Beijing 100039, China

⁵Institute of Physics, University of Bergen, N-5007 Bergen, Norway

⁶Lawrence Berkeley National Laboratory, Berkeley, California 94720, USA, and University of California at Berkeley, Berkeley, California 94720, USA

⁷University of Birmingham, Birmingham B15 2TT, United Kingdom

⁸Institut für Experimentalphysik I, Ruhr Universität Bochum, D-44780 Bochum, Germany

⁹University of Bristol, Bristol BS8 1TL, United Kingdom

¹⁰University of British Columbia, Vancouver, British Columbia, Canada V6T 1Z1

¹¹Brunel University, Uxbridge, Middlesex UB8 3PH, United Kingdom

¹²Budker Institute of Nuclear Physics, Novosibirsk 630090, Russia

¹³University of California at Irvine, Irvine, California 92697, USA

¹⁴University of California at Los Angeles, Los Angeles, California 90024, USA

¹⁵University of California at Riverside, Riverside, California 92521, USA

¹⁶University of California at San Diego, La Jolla, California 92093, USA

¹⁷University of California at Santa Barbara, Santa Barbara, California 93106, USA

¹⁸Institute for Particle Physics, University of California at Santa Cruz, Santa Cruz, California 95064, USA

¹⁹California Institute of Technology, Pasadena, California 91125, USA

²⁰University of Cincinnati, Cincinnati, Ohio 45221, USA

²¹University of Colorado, Boulder, Colorado 80309, USA

²²Colorado State University, Fort Collins, Colorado 80523, USA

- ²³*Institut für Physik, Universität Dortmund, D-44221 Dortmund, Germany*
- ²⁴*Institut für Kern- und Teilchenphysik, Technische Universität Dresden, D-01062 Dresden, Germany*
- ²⁵*Ecole Polytechnique, LLR, F-91128 Palaiseau, France*
- ²⁶*University of Edinburgh, Edinburgh EH9 3JZ, United Kingdom*
- ²⁷*Dipartimento di Fisica and INFN, Università di Ferrara, I-44100 Ferrara, Italy*
- ²⁸*Laboratori Nazionali di Frascati dell'INFN, I-00044 Frascati, Italy*
- ²⁹*Dipartimento di Fisica and INFN, Università di Genova, I-16146 Genova, Italy*
- ³⁰*Harvard University, Cambridge, Massachusetts 02138, USA*
- ³¹*Physikalisches Institut, Universität Heidelberg, Philosophenweg 12, D-69120 Heidelberg, Germany*
- ³²*Imperial College London, London SW7 2AZ, United Kingdom*
- ³³*University of Iowa, Iowa City, Iowa 52242, USA*
- ³⁴*Iowa State University, Ames, Iowa 50011-3160, USA*
- ³⁵*Johns Hopkins University, Baltimore, Maryland 21218, USA*
- ³⁶*Institut für Experimentelle Kernphysik, Universität Karlsruhe, D-76021 Karlsruhe, Germany*
- ³⁷*Laboratoire de l'Accélérateur Linéaire, IN2P3-CNRS et Université Paris-Sud 11, Centre Scientifique d'Orsay, BP 34, F-91898 Orsay Cedex, France*
- ³⁸*Lawrence Livermore National Laboratory, Livermore, California 94550, USA*
- ³⁹*University of Liverpool, Liverpool L69 7ZE, United Kingdom*
- ⁴⁰*Queen Mary, University of London, London E1 4NS, United Kingdom*
- ⁴¹*University of London, Royal Holloway and Bedford New College, Egham, Surrey TW20 0EX, United Kingdom*
- ⁴²*University of Louisville, Louisville, Kentucky 40292, USA*
- ⁴³*University of Manchester, Manchester M13 9PL, United Kingdom*
- ⁴⁴*University of Maryland, College Park, Maryland 20742, USA*
- ⁴⁵*University of Massachusetts, Amherst, Massachusetts 01003, USA*
- ⁴⁶*Laboratory for Nuclear Science, Massachusetts Institute of Technology, Cambridge, Massachusetts 02139, USA*
- ⁴⁷*McGill University, Montréal, Québec, Canada H3A 2T8*
- ⁴⁸*Dipartimento di Fisica and INFN, Università di Milano, I-20133 Milano, Italy*
- ⁴⁹*University of Mississippi, University, Mississippi 38677, USA*
- ⁵⁰*Physique des Particules, Université de Montréal, Montréal, Québec, Canada H3C 3J7*
- ⁵¹*Mount Holyoke College, South Hadley, Massachusetts 01075, USA*
- ⁵²*Dipartimento di Scienze Fisiche and INFN, Università di Napoli Federico II, I-80126 Napoli, Italy*
- ⁵³*NIKHEF, National Institute for Nuclear Physics and High Energy Physics, NL-1009 DB Amsterdam, The Netherlands*
- ⁵⁴*University of Notre Dame, Notre Dame, Indiana 46556, USA*
- ⁵⁵*Ohio State University, Columbus, Ohio 43210, USA*
- ⁵⁶*University of Oregon, Eugene, Oregon 97403, USA*
- ⁵⁷*Dipartimento di Fisica and INFN, Università di Padova, I-35131 Padova, Italy*
- ⁵⁸*Laboratoire de Physique Nucléaire et de Hautes Energies, Universités Paris VI et VII, F-75252 Paris, France*
- ⁵⁹*University of Pennsylvania, Philadelphia, Pennsylvania 19104, USA*
- ⁶⁰*Dipartimento di Fisica and INFN, Università di Perugia, I-06100 Perugia, Italy*
- ⁶¹*Dipartimento di Fisica, Scuola Normale Superiore and INFN, Università di Pisa, I-56127 Pisa, Italy*
- ⁶²*Prairie View A&M University, Prairie View, Texas 77446, USA*
- ⁶³*Princeton University, Princeton, New Jersey 08544, USA*
- ⁶⁴*Dipartimento di Fisica and INFN, Università di Roma La Sapienza, I-00185 Roma, Italy*
- ⁶⁵*Universität Rostock, D-18051 Rostock, Germany*
- ⁶⁶*Rutherford Appleton Laboratory, Chilton, Didcot, Oxon OX11 0QX, United Kingdom*
- ⁶⁷*DSM/Dapnia, CEA/Saclay, F-91191 Gif-sur-Yvette, France*
- ⁶⁸*University of South Carolina, Columbia, South Carolina 29208, USA*
- ⁶⁹*Stanford Linear Accelerator Center, Stanford, California 94309, USA*
- ⁷⁰*Stanford University, Stanford, California 94305-4060, USA*
- ⁷¹*State University of New York, Albany, New York 12222, USA*
- ⁷²*University of Tennessee, Knoxville, Tennessee 37996, USA*
- ⁷³*University of Texas at Austin, Austin, Texas 78712, USA*
- ⁷⁴*University of Texas at Dallas, Richardson, Texas 75083, USA*
- ⁷⁵*Dipartimento di Fisica Sperimentale and INFN, Università di Torino, I-10125 Torino, Italy*
- ⁷⁶*Dipartimento di Fisica and INFN, Università di Trieste, I-34127 Trieste, Italy*
- ⁷⁷*IFIC, Universitat de Valencia-CSIC, E-46071 Valencia, Spain*
- ⁷⁸*University of Victoria, Victoria, British Columbia, Canada V8W 3P6*
- ⁷⁹*Department of Physics, University of Warwick, Coventry CV4 7AL, United Kingdom*
- ⁸⁰*University of Wisconsin, Madison, Wisconsin 53706, USA*
- ⁸¹*Yale University, New Haven, Connecticut 06511, USA*

(Received 14 April 2006; published 13 June 2006)

We present the first measurement of $Y(4S)$ decays to $\pi^+\pi^-Y(1S)$ and $\pi^+\pi^-Y(2S)$ based on a sample of $230 \times 10^6 Y(4S)$ mesons collected with the *BABAR* detector. We measure the product branching fractions $\mathcal{B}(Y(4S) \rightarrow \pi^+\pi^-Y(1S)) \times \mathcal{B}(Y(1S) \rightarrow \mu^+\mu^-) = (2.23 \pm 0.25_{\text{stat}} \pm 0.27_{\text{syst}}) \times 10^{-6}$ and $\mathcal{B}(Y(4S) \rightarrow \pi^+\pi^-Y(2S)) \times \mathcal{B}(Y(2S) \rightarrow \mu^+\mu^-) = (1.69 \pm 0.26_{\text{stat}} \pm 0.20_{\text{syst}}) \times 10^{-6}$, from which we derive the partial widths $\Gamma(Y(4S) \rightarrow \pi^+\pi^-Y(1S)) = (1.8 \pm 0.4)$ keV and $\Gamma(Y(4S) \rightarrow \pi^+\pi^-Y(2S)) = (2.7 \pm 0.8)$ keV.

DOI: [10.1103/PhysRevLett.96.232001](https://doi.org/10.1103/PhysRevLett.96.232001)

PACS numbers: 13.25.Gv, 14.40.Gx

The $Y(4S)$ meson is known to decay predominantly to $B\bar{B}$, with small, but as of yet unobserved, decays to other bottomonium states or to light hadrons. Partial widths for hadronic transitions in heavy quarkonia have been extensively studied both experimentally and theoretically over the past decades [1]. In particular, the values of the partial widths for dipion transitions between vector states $\psi(2S) \rightarrow \pi^+\pi^-J/\psi$ and $Y(mS) \rightarrow \pi^+\pi^-Y(nS)$, where the principal quantum number $m > n$, can be related to the radial wave function within the framework of the QCD multipole expansion [2]. This picture may be significantly altered by mixing and coupled channel effects [3] when states are close to the threshold for open charm or bottom production. Hence these states are the ideal laboratory to investigate these effects. Exclusive non- $D\bar{D}$ decays of the $\psi(3770)$ (believed to be predominantly 3D_1) have recently been observed [4–6], but only upper limits have been published for exclusive non- $B\bar{B}$ decays of the $Y(4S)$ [7].

We search for the decays $Y(4S) \rightarrow \pi^+\pi^-Y(nS)$, where $n = 1, 2$ [the $Y(4S) \rightarrow \pi\pi Y(3S)$ transition is kinematically not allowed], using a sample of $230 \times 10^6 Y(4S)$ events corresponding to an integrated luminosity of 211 fb^{-1} acquired near the peak of the $Y(4S)$ resonance with the PEP-II asymmetric-energy e^+e^- storage rings at SLAC. An additional 22 fb^{-1} sample collected approximately 40 MeV below the resonance is used as a control sample.

The *BABAR* detector is described in detail elsewhere [8]; here we summarize only the features relevant to this analysis: charged-particle momenta are measured in a tracking system consisting of a five-layer double-sided silicon vertex tracker (SVT) and a 40-layer central drift chamber (DCH), both situated in a 1.5-T axial magnetic field. Charged-particle identification is based on the dE/dx measured in the SVT and DCH, and on a measurement of the photons produced in the synthetic fused-silica bars of the ring-imaging Cherenkov detector (DIRC). A CsI(Tl) electromagnetic calorimeter (EMC) is used to detect and identify photons and electrons, while muons are identified in the instrumented flux return of the magnet (IFR).

An $Y(mS) \rightarrow \pi^+\pi^-Y(nS)$ transition, denoted by $mS \rightarrow nS$, is detected by reconstructing the $Y(nS)$ meson via its leptonic decay to $\mu^+\mu^-$. The sensitivity to $4S \rightarrow nS$ transitions is much smaller in the $\pi^+\pi^-e^+e^-$ final state due to the presence of larger backgrounds, and to a trigger-level inefficiency introduced by the prescaling of Bhabha scattering events. Data collected at a nominal

center-of-mass energy \sqrt{s} near 10.58 GeV include $3S \rightarrow nS$ ($n = 1, 2$) and $2S \rightarrow 1S$ events from initial state radiation (ISR) production that are used as control samples. The signature for $mS \rightarrow nS$ transition events, where the nS decays to muons, is a $\mu^+\mu^-$ invariant mass, $M_{\mu\mu}$, that is compatible with the known mass [9] of the $Y(nS)$ resonance, $M(nS)$, and an invariant mass difference $\Delta M = M_{\pi\pi\mu\mu} - M_{\mu\mu}$ that is compatible with $M(mS) - M(nS)$. The rms values of the reconstructed ΔM and $M_{\mu\mu}$ distributions are, respectively, $\approx 7 \text{ MeV}/c^2$ and $\approx 75 \text{ MeV}/c^2$. The center-of-mass momentum p_{cand}^* should be compatible with 0 for $4S \rightarrow nS$ candidates, or with $[s - M^2(mS)]/(2\sqrt{s})$ for $mS \rightarrow nS$ candidates from ISR.

Simulated Monte Carlo (MC) events are generated using the EVTGEN package [10]. The angular distribution of generated dilepton decays incorporates the $Y(nS)$ polarization, while dipion transitions are generated according to phase space. These events are passed through a detector simulation based on GEANT4 [11], and analyzed in the same manner as data. The events in the data sample whose values of ΔM and $M_{\mu\mu}$ are within $60 \text{ MeV}/c^2$ and $300 \text{ MeV}/c^2$, respectively, of the values expected for any known $mS \rightarrow nS$ transition were not examined until the event selection criteria were finalized. Events outside these regions were used to understand the background.

We select events having at least 4 charged tracks with a polar angle θ within the fiducial volume of the tracking system ($0.41 < \theta < 2.54$ rad). Each muon candidate is required to have a center-of-mass momentum greater than $4 \text{ GeV}/c$, and to be compatible with the muon hypothesis based on the energy deposited in the EMC and the hit pattern in the IFR along the track trajectory. A dipion candidate is formed from a pair of oppositely charged tracks. The two pion candidates are each required to have a transverse momentum greater than $100 \text{ MeV}/c$. The dimuon and the dipion are constrained to a common vertex, and the vertex fit is required to have a χ^2 probability larger than 10^{-3} .

A large fraction of the background is due to $\mu^+\mu^-\gamma$ events where a photon converts in the detector material. To reduce this background we apply an “electron veto,” rejecting events where any of the following is true: either of the two pion candidates is positively identified as an electron; the e^+e^- invariant mass of the two charged tracks associated with the pion candidates satisfies $M_{ee} < 100 \text{ MeV}/c^2$; or the dipion opening angle satisfies

$\cos\theta_{\pi^+\pi^-} > 0.95$. The distribution of ΔM vs $M_{\mu\mu}$ for the final sample is shown in Fig. 1. The clusters of events in the boxes centered at $(\Delta M, M_{\mu\mu}) = (1.120, 9.460)$ GeV/ c^2 and $(0.558, 10.023)$ GeV/ c^2 constitute, respectively, the first observation of $4S \rightarrow 1S$ and of $4S \rightarrow 2S$ transitions. We also observe signals for $2S \rightarrow 1S$, $3S \rightarrow 2S$, and $3S \rightarrow 1S$ from ISR at $(\Delta M, M_{\mu\mu}) = (0.563, 9.460)$ GeV/ c^2 , $(0.332, 10.023)$ GeV/ c^2 , and $(0.895, 9.460)$ GeV/ c^2 , respectively. The diagonal band is predominantly due to $\mu\mu\gamma$ events, while the cluster at $(\Delta M, M_{\mu\mu}) = (0.332, 9.460)$ GeV/ c^2 is due to $Y(3S) \rightarrow \pi^+\pi^-Y(2S)$ decays, where $Y(2S) \rightarrow Y(1S)X$.

The number of signal events N_{sig} is extracted by an unbinned extended maximum likelihood fit to the ΔM distribution for events with $p_{\text{cand}}^* < 200$ MeV/ c and $|M_{\mu\mu} - M(1S)| < 200$ MeV/ c^2 for the $4S \rightarrow 1S$ mode or $|M_{\mu\mu} - M(2S)| < 150$ MeV/ c^2 for the $4S \rightarrow 2S$ mode (Fig. 2). In each case, the background is parametrized as a linear function, and the signal as the convolution of a Gaussian with standard deviation σ and a Cauchy function with width Γ , which is found to adequately describe the non-Gaussian tails of the ΔM distribution. The values for σ and Γ are, for each mode, fixed to the values determined from a fit to a MC signal sample subjected to the detector simulation and reconstruction algorithms. We verify that the experimental ΔM resolution is well described by the MC simulation for $2S \rightarrow 1S$ and $3S \rightarrow nS$ ($n = 1, 2$) ISR samples. The values of ΔM returned by the fit, 1.1185 ± 0.0009 GeV/ c^2 and 0.5571 ± 0.0010 GeV/ c^2 , where the errors are statistical only, are in excellent agreement with the world averages $M(4S) - M(1S) = 1.1197 \pm 0.0035$ GeV/ c^2 and $M(4S) - M(2S) = 0.5567 \pm 0.0035$ GeV/ c^2 [9]. These values can-

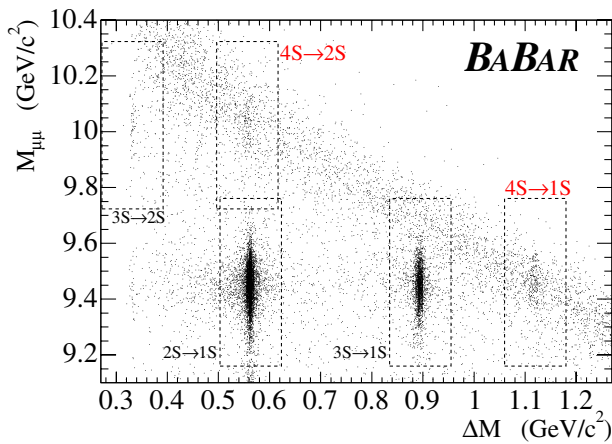


FIG. 1 (color online). The $M_{\mu\mu}$ vs ΔM distribution. Dashed lines delimit the regions where ΔM and $M_{\mu\mu}$ are within ± 60 MeV/ c^2 and ± 300 MeV/ c^2 , respectively, of the values expected for an $mS \rightarrow nS$ transition. The remaining region is used to model background. The text discusses the features seen in the data.

not be interpreted as a new measurement of the $Y(4S)$ mass: the data were collected at \sqrt{s} equal to the world average value of $M(4S)$. Since the $Y(4S)$ width is larger than the spread in the \sqrt{s} of the e^+e^- collisions, a scan of the $Y(4S)$ line shape would be needed to measure the mass. The cuts described above are also applied to $\pi^+\pi^-e^+e^-$ candidates, with the additional requirement on the polar angle of the electron, $\theta(e^-) > 0.75$ radians, to reject Bhabha events. The fits to the electron samples are also shown in Fig. 2, and give yields and ΔM values consistent with expectations based on the fits to the muon samples.

The significance, estimated from the likelihood ratio $n\sigma \simeq \sqrt{2 \log[\mathcal{L}(N_{\text{sig}})/\mathcal{L}(0)]}$ between a fit that includes a signal function and a fit with only a background hypothesis, is 10.0σ for $4S \rightarrow 1S$ and 7.3σ for $4S \rightarrow 2S$ in the $\pi^+\pi^-\mu^+\mu^-$ final states. The significance of the signals in the $\pi^+\pi^-e^+e^-$ final states is 3.6σ and 2.5σ for $4S \rightarrow 1S$ and $4S \rightarrow 2S$, respectively.

The event selection efficiency ϵ_{sel} is determined using the MC samples. The largest source of systematic uncertainty (10%) is due to the unknown distribution of the dipion invariant mass in the $Y(4S) \rightarrow \pi^+\pi^-Y(nS)$ transition, and is estimated by comparing the acceptance for a phase space distribution to that obtained using the QCD multipole model [2]. The second largest source of systematic uncertainty is due to uncertainty in the track reconstruction efficiency, which is 1.3% per track, resulting in a 5.2% uncertainty in ϵ_{sel} . The systematic uncertainties as-

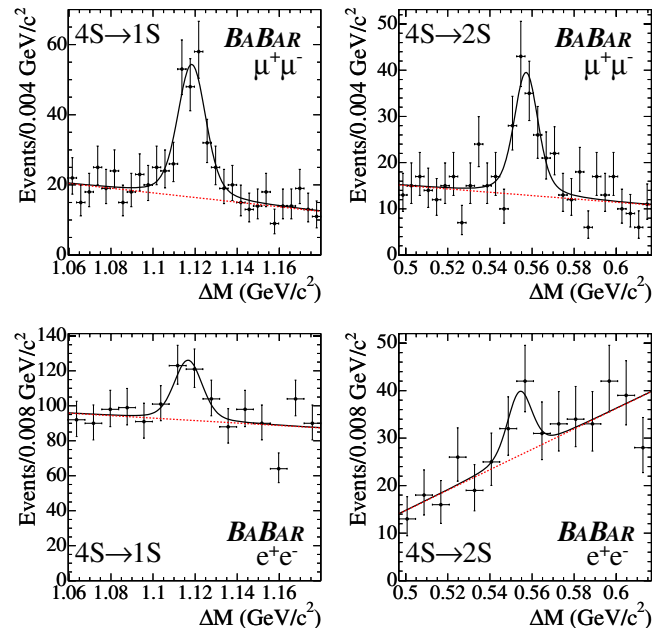


FIG. 2 (color online). The ΔM distribution for events with $|M_{\ell^+\ell^-} - M(1S)| < 200$ MeV/ c^2 (left column) and $|M_{\ell^+\ell^-} - M(2S)| < 150$ MeV/ c^2 (right column). The solid lines show the best fit to the data. Dashed lines show the background contribution. The two upper plots are for $\pi^+\pi^-\mu^+\mu^-$ candidates and the two lower plots for $\pi^+\pi^-e^+e^-$ candidates.

TABLE I. Number of signal events, significance, efficiency, and measured values of the products of branching ratios for the $4S \rightarrow nS$ transitions. The error on the efficiency is obtained adding in quadrature the systematic uncertainties. The errors on the product branching fractions are statistical and systematic, respectively.

Transition	N_{sig}	significance	ϵ_{sel} (%)	$\mathcal{B}_{4S \rightarrow nS} \times \mathcal{B}_{nS \rightarrow \mu\mu}$ (10^{-6})
$4S \rightarrow 1S$	167 ± 19	10.0σ	32.5 ± 3.9	$2.23 \pm 0.25 \pm 0.27$
$4S \rightarrow 2S$	97 ± 15	7.3σ	24.9 ± 3.0	$1.69 \pm 0.26 \pm 0.20$

sociated with the event selection (4.3%) and muon identification (1.4%) criteria are estimated by comparing the efficiency of each selection criterion determined from MC samples to the corresponding efficiency measured with the ISR control samples. We have also considered the systematic uncertainties due to the choice of signal and background parametrizations by using different functions or different parameters, and the systematic uncertainties due to the choice of the fit range. The contributions from these sources are negligible in comparison to the previously mentioned sources.

The product branching fraction (Table I) is determined from the $\pi^+\pi^-\mu^+\mu^-$ sample using:

$$\mathcal{B}(Y(4S) \rightarrow \pi^+\pi^- Y(nS)) \mathcal{B}(Y(nS) \rightarrow \mu^+\mu^-) = \frac{N_{\text{sig}}}{\epsilon_{\text{sel}} N(4S)}, \quad (1)$$

where $N(4S) = (230.0 \pm 2.5) \times 10^6$ is the total number of $Y(4S)$ mesons produced.

The event yields observed for $3S \rightarrow nS$ and $2S \rightarrow 1S$ are compatible with Particle Data Group's averaged values of the ISR cross section and branching fractions for those resonances. The number of signal events observed in the $\pi^+\pi^-e^+e^-$ final state is compatible with the branching fractions we measure in the $\pi^+\pi^-\mu^+\mu^-$ sample. No $4S \rightarrow nS$ signal is observed for $\pi^+\pi^-\mu^+\mu^-$ or $\pi^+\pi^-e^+e^-$ final states in the data collected at center-of-mass energies 40 MeV below the $Y(4S)$ resonance. In the off-resonance dimuon (dielectron) control samples we find 19 (50) $\pi^+\pi^-Y(1S)$ candidates with $|\sqrt{s} - M(1S)| < 20$ MeV, with an expected background from ΔM sidebands of $18.1 \pm 2.8(63.3 \pm 5.2)$ events, and 14 (14) dimuon (dielectron) $\pi^+\pi^-Y(2S)$ candidates with $|\sqrt{s} - M(2S)| < 20$ MeV, with an expected background of $13.1 \pm 2.4(13.5 \pm 2.4)$. The number of candidates in the off-resonance control samples are also compatible to better than 1 standard deviation with the background yields measured at the $Y(4S)$.

The dipion invariant mass distribution, $M_{\pi^+\pi^-}$ (Fig. 3), is determined by fitting the ΔM distribution in equal intervals of $M_{\pi^+\pi^-}$, and dividing the number of signal events in each interval by the corresponding selection efficiency. The measured distribution for the $4S \rightarrow 1S$ transition has a shape similar to the prediction of the

Kuang-Yan model [2]. This model provides a good description of the observed distributions for $2S \rightarrow 1S$, $3S \rightarrow 2S$, and also $\psi(2S) \rightarrow \pi^+\pi^-J/\psi$, but fails to describe the $3S \rightarrow 1S$ distribution. Our measured distribution for the $4S \rightarrow 2S$ transition has a marked enhancement at low $M_{\pi^+\pi^-}$ that is incompatible with this model.

The $4S \rightarrow nS$ branching ratios and partial widths can be derived using the world average values for $\mathcal{B}(Y(nS) \rightarrow \mu^+\mu^-)$ [9] and a recent *BABAR* measurement of $\Gamma(Y(4S))$ [12]. We obtain

$$\begin{aligned} \mathcal{B}(Y(4S) \rightarrow \pi^+\pi^- Y(1S)) &= (0.90 \pm 0.15) \times 10^{-4}, \\ \mathcal{B}(Y(4S) \rightarrow \pi^+\pi^- Y(2S)) &= (1.29 \pm 0.32) \times 10^{-4}, \\ \Gamma(Y(4S) \rightarrow \pi^+\pi^- Y(1S)) &= (1.8 \pm 0.4) \text{ keV}, \end{aligned}$$

and

$$\Gamma(Y(4S) \rightarrow \pi^+\pi^- Y(2S)) = (2.7 \pm 0.8) \text{ keV}.$$

We add in quadrature the statistical and systematic uncertainties on the derived quantities. With the most recent CLEO measurement of $\mathcal{B}(Y(2S) \rightarrow \mu^+\mu^-)$ [13], we obtain smaller values: $\mathcal{B}(Y(4S) \rightarrow \pi^+\pi^- Y(2S)) = (0.83 \pm 0.16) \times 10^{-4}$ and $\Gamma(Y(4S) \rightarrow \pi^+\pi^- Y(2S)) = (1.7 \pm 0.5) \text{ keV}$.

The branching fractions are compatible with previous upper limits on these decays [7]. The $Y(4S)$ partial widths are within the range spanned by other dipion transitions in

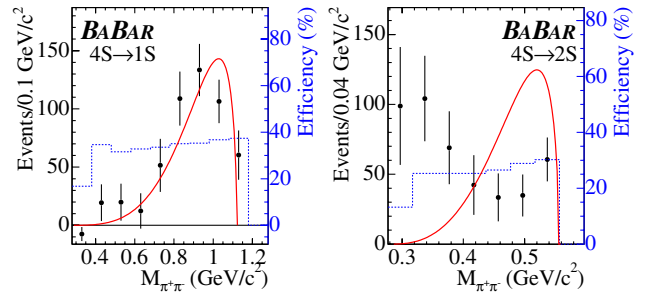


FIG. 3 (color online). The efficiency-corrected $M_{\pi^+\pi^-}$ distribution for $4S \rightarrow 1S$ transition (left panel) and $4S \rightarrow 2S$ transition (right panel). The solid line shows the distribution predicted in Ref. [2]. The dotted histogram shows the selection efficiency in each bin. The experimental resolution in $M_{\pi^+\pi^-}$ is less than $5 \text{ MeV}/c^2$, much smaller than the bin size.

the $b\bar{b}$ system [9]: $\Gamma(Y(2S) \rightarrow \pi^+ \pi^- Y(1S)) = (8.1 \pm 2.1) \text{ keV}$; $\Gamma(Y(3S) \rightarrow \pi^+ \pi^- Y(1S)) = (1.2 \pm 0.2) \text{ keV}$; $\Gamma(Y(3S) \rightarrow \pi^+ \pi^- Y(2S)) = (0.6 \pm 0.2) \text{ keV}$.

In conclusion, we measure

$$\mathcal{B}(Y(4S) \rightarrow \pi^+ \pi^- Y(1S)) \\ \times \mathcal{B}(Y(1S) \rightarrow \mu^+ \mu^-) = (2.23 \pm 0.25 \pm 0.27) \times 10^{-6}$$

and

$$\mathcal{B}(Y(4S) \rightarrow \pi^+ \pi^- Y(2S)) \\ \times \mathcal{B}(Y(2S) \rightarrow \mu^+ \mu^-) = (1.69 \pm 0.26 \pm 0.20) \times 10^{-6}.$$

The dipion invariant mass distribution is measured for $Y(4S) \rightarrow \pi^+ \pi^- Y(1S)$ and $Y(4S) \rightarrow \pi^+ \pi^- Y(2S)$ transitions; the latter is found to be incompatible with predictions from QCD multipole expansions.

We are grateful for the excellent luminosity and machine conditions provided by our PEP-II colleagues, and for the substantial dedicated effort from the computing organizations that support *BABAR*. The collaborating institutions wish to thank SLAC for its support and kind hospitality. This work is supported by DOE and NSF (USA), NSERC (Canada), IHEP (China), CEA and CNRS-IN2P3 (France), BMBF and DFG (Germany), INFN (Italy), FOM (The Netherlands), NFR (Norway), MIST (Russia), and PPARC (United Kingdom). Individuals have received support from CONACyT (Mexico), Marie Curie EIF (European Union), the A. P. Sloan Foundation, the

Research Corporation, and the Alexander von Humboldt Foundation.

*Also at Laboratoire de Physique Corpusculaire, Clermont-Ferrand, France.

†Also with Dipartimento di Fisica, Università di Perugia, Perugia, Italy.

‡Also with Università della Basilicata, Potenza, Italy.

- [1] For a comprehensive review including references to original papers, see N. Brambilla *et al.*, CERN Yellow Report No. CERN-2005-05.
- [2] Y. P. Kuang and T. M. Yan, Phys. Rev. D **24**, 2874 (1981).
- [3] P. Moxhay, Phys. Rev. D **39**, 3497 (1989); H. Y. Zhou and Y. P. Kuang, Phys. Rev. D **44**, 756 (1991). F. K. Guo, P. N. Shen, H. C. Chiang, and R. G. Ping, Nucl. Phys. **A761**, 269 (2005).
- [4] J. Z. Bai *et al.*, Phys. Lett. B **605**, 63 (2005).
- [5] N. E. Adam *et al.*, Phys. Rev. D **73**, 012002 (2006).
- [6] T. E. Coan *et al.*, Phys. Rev. Lett. **96**, 182002 (2006).
- [7] S. Glenn *et al.*, Phys. Rev. D **59**, 052003 (1999).
- [8] B. Aubert *et al.*, Nucl. Instrum. Methods Phys. Res., Sect. A **479**, 1 (2002).
- [9] S. Eidelman *et al.*, Phys. Lett. B **592**, 1 (2004), and 2005 partial update for the 2006 edition available on the Particle Data Group WWW pages at <http://pdg.lbl.gov>.
- [10] D. J. Lange, Nucl. Instrum. Methods Phys. Res., Sect. A **462**, 152 (2001).
- [11] S. Agostinelli *et al.*, Nucl. Instrum. Methods Phys. Res., Sect. A **506**, 250 (2003).
- [12] B. Aubert *et al.*, Phys. Rev. D **72**, 032005 (2005).
- [13] G. S. Adams *et al.*, Phys. Rev. Lett. **94**, 012001 (2005).