



JISC Final Report

Project Information			
Project Identifier	<i>To be completed by JISC</i>		
Project Title	EPICURE		
Project Hashtag			
Start Date	01 May 2011	End Date	31 October 2011
Lead Institution	UCL (University College London)		
Project Manager	Martin Moyle		
Contact email	m.moyle@ucl.ac.uk		
Project Web URL	http://www.ucl.ac.uk/ls/epicure		
Programme Name	Information Environment 2009-2011 - Scholarly Communication		
Programme Manager	Josh Brown		

Document Information			
Author(s)	(i) Martin Moyle, (ii) Dr. Tim Causer		
Project Role(s)	(i) Project Manager, (ii) WP leader/Editor, Journal of Bentham Studies		
Date	30 November 2011	Filename	
URL	http://discovery.ucl.ac.uk/1333964		
Access	This report is for general dissemination		

Document History		
Version	Date	Comments
0a	30 November 2011	Draft to Programme Manager

Table of Contents

1	ACKNOWLEDGEMENTS	3
2	PROJECT SUMMARY	3
3	MAIN BODY OF REPORT	3
3.1	PROJECT OUTPUTS AND OUTCOMES	3
3.2	HOW DID YOU GO ABOUT ACHIEVING YOUR OUTPUTS / OUTCOMES?.....	4
3.3	WHAT DID YOU LEARN?	5
3.4	IMMEDIATE IMPACT	15
3.5	FUTURE IMPACT	17
4	CONCLUSIONS	18
5	RECOMMENDATIONS.....	18
6	IMPLICATIONS FOR THE FUTURE	18
7	REFERENCES	19
8	APPENDICES	19
	APPENDIX A: UCL EPICURE XML ENCODING GUIDELINES.....	19
	APPENDIX B: DRAFT OJS CUSTOMISATION GUIDELINES FOR UCL ADOPTERS.....	29

1 Acknowledgements

EPICURE was funded by the JISC (Joint Information Systems Committee) under the JISC Information Environment Programme 2009-2011, Scholarly Communication strand.

The project was a collaboration between UCL Library Services and the UCL Bentham Project, based in UCL Department of Laws.

Project Team

- Martin Moyle, Acting Group Manager (IT Services) and Digital Curation Manager, UCL Library Services
- Tim Causer, Research Associate, UCL Bentham Project
- June Hedges, Head of Teaching and Learning Support Section, UCL Library Services
- Margaret Stone, UCL Library Services Development Officer

The Team is grateful to Melissa Terras and Julianne Nyhan at UCL's Centre for Digital Humanities, and Julia Flanders and Wendell Piez of *Digital Humanities Quarterly*, for their thoughts on and assistance with XML encoding.

2 Project Summary

EPICURE (E-Publishing Infrastructure Capitalising on UCL's Repositories) was a 6-month collaboration between UCL Library Services and the UCL Bentham Project that implemented and demonstrated a new, repository-underpinned e-publishing infrastructure at UCL.

In EPICURE, OJS (Open Journal Systems) was installed, configured and linked to UCL Discovery, UCL's open access institutional repository. The UCL-published web journal, the *Journal of Bentham Studies*, was converted, including its backfile, to deploy the new infrastructure, and re-launched. There is currently no consistently-adopted standard for the XML encoding of journal articles, and the project examined UCL's requirements in this regard, evaluating prior work and producing a template for the XML encoding of scholarly articles published by UCL. Finally, the project addressed the copyright and licensing issues around campus-based overlay publishing, to ensure that authors retain rights in their work while assigning UCL the permissions necessary to store, publish and preserve all articles that are published, and to encourage authors to support sharing and re-use by attaching an appropriate licence to their work.

The legacy of EPICURE at UCL will be a sustainable, Library-managed service for future departmental publishing initiatives in all subject areas, and many of the project outputs will be relevant to and re-usable at other HEIs wishing to support faculty-led publishing.

3 Main Body of Report

3.1 Project Outputs and Outcomes

Output / Outcome Type (e.g. report, publication, software, knowledge built)	Brief Description
Software	OJS implementation, coupled with existing repository infrastructure, library-managed and available for use by UCL Departments.
Ejournal	Migration of the complete <i>Journal of Bentham Studies</i> backfile to the new UCL e-publishing infrastructure.

	http://ojs.lib.ucl.ac.uk/index.php/jbs
Documentation	Documentation, for re-use by other UCL Departmental editorial teams, on OJS customisation.
Report	Requirements analysis and comparative evaluation of XML encoding standards for academic journal articles.
Documentation	XML template for UCL e-publishing, available for adoption by other HEIs.
Documentation	Rights recommendations for future in-house overlay publications.
Knowledge	Dissemination to a variety of stakeholders, including a re-launch event.
Publication	Project Web site: http://www.ucl.ac.uk/ls/epicure
Publication	Final project report.

Table 1. Overview of project outputs and outcomes.

EPICURE initiated an overlay publishing infrastructure for UCL. By 'overlay journal', we here refer to a journal that publishes original articles which are stored in and disseminated from one or more open access repositories.

The basic EPICURE infrastructure has the following characteristics:

- OJS (Open Journal Systems) is used to provide the 'official' interface to UCL-managed journals, each with its own URL and branding
- UCL adopters are welcome also to use OJS for the general administration of submissions, peer review and other journal housekeeping tasks.
- Any UCL OJS journal's accepted articles are deposited to and stored in UCL Discovery, UCL's open access institutional repository. They are thus widely visible, and can be discovered through the UCL Discovery interface, external search engines, twitter, OAI service providers, and so on, as well as through the 'official' journal website. All the additional functionality of UCL Discovery (for instance, statistics, customisable RSS feeds) applies to and enriches the journal content.

The *Journal of Bentham Studies (JBS)* was selected as the pilot for the EPICURE project. *JBS* is a refereed, academic journal which has been published by UCL's Bentham Project, on an open access basis via its website, since 1997. *JBS* acts as an international forum for debate and discussion of all aspects of Bentham's life, thought and works, as well as studies of utilitarianism more generally, and has published 34 articles in 13 volumes since its inception; volume 14 is currently in preparation. The 25 authors are based in Europe, North America, Australia, and Asia, and the journal has an international readership.

3.2 How did you go about achieving your outputs / outcomes?

Objectives

EPICURE had the following objectives:

- To install OJS and couple it with UCL's institutional repository.
- To ensure that a variety of up-to-date download reports on article and journal usage are publicly available through the OJS user interface.
- To compile documentation on OJS customisation, for use by other UCL editorial teams wishing to adopt the new e-publishing infrastructure.
- To publish the 2011 volume of the *Journal of Bentham Studies* using the new UCL e-publishing infrastructure.

- To migrate the *Journal of Bentham Studies* backfile to the new UCL e-publishing infrastructure.
- To carry out a requirements analysis and comparative evaluation of XML encoding standards for academic journal articles.
- To develop and make public a XML template for UCL e-publishing.
- To design a model licence to publish, available for re-use by other HEIs.
- To disseminate information about the project to a variety of stakeholders, through mechanisms including a project website, a blog, and a journal re-launch event.

Work Packages

The objectives were addressed through 6 Work Packages, as follows:

WP1: Project Management. To ensure that all the Work Packages of the project were managed effectively and that all the project outputs are delivered to time and within budget.

WP2: Infrastructure. To carry out the technical work necessary to prepare the UCL e-publishing infrastructure.

WP3: Publishing. To use the infrastructure developed in WP2 to produce the 2011 volume of the *Journal of Bentham Studies*.

WP4: Migration and encoding. To carry out the retrospective upload to UCL Discovery of all previously accepted articles from the *Journal of Bentham Studies*, volumes 1-12, encompassing PDF upload and encoding in a suitable XML format.

WP5: Copyright and licensing. To draw up a rights framework applicable to all UCL overlay e-publishing.

WP6: Dissemination and relaunch. To manage the dissemination from the project, both within UCL and to the wider scholarly community, including a launch event for the re-housed *Journal of Bentham Studies*.

EPICURE was a relatively short project. It ran to time, and the main outputs were all in place at the end of the 6-month timeframe. Outcomes from the Work Packages listed above are discussed in the following sections.

3.3 What did you learn?

3.3.0. Overview

For clarity of reporting, in this section we discuss the EPICURE work under three headings: installation, migration and configuration; rights; and XML encoding. We also provide snapshots of the pre- and post-EPICURE versions of the *Journal of Bentham Studies*, and describe the 'next steps' that were identified at the close of the project.

3.3.1. Installation, configuration and migration.

OJS **installation** was a simple matter, the project having first procured a small (1 vCPU, 4GB, 40GB storage) Virtual Machine.

OJS **configuration** was carried out by the *Journal of Bentham Studies* editorial team. The team documented their work, creating a set of guidelines that may be re-used by future UCL adopters of OJS. The draft guidelines are incorporated here at Appendix B.

In the **migration** of the retrospective articles from the *Journal of Bentham Studies*, the project again benefitted from simple workflows. In the absence of off-the-shelf migration tools, UCL Discovery staff first trained the *Journal of Bentham Studies* editorial team to download past articles from the existing web journal and to upload them to UCL Discovery. This was a little tedious, perhaps, but hardly onerous. The Discovery team then configured an 'IRStats set' for the *Journal of Bentham Studies*, to

allow aggregate reporting on the journal title. Naturally there was some dependency on rights issues having been addressed (see 3.3.2). XML encoding issues are discussed below (3.3.3). Finally, metadata about the *Journal of Bentham Studies* articles was added to OJS, again by hand, and links were created from the article-level metadata in OJS to the full text UCL Discovery records.

3.3.2. Rights

The aim at the start of EPICURE was to create a model licence to publish, for use by future campus-based adopters of the infrastructure. In fact, what emerged was more of a framework than a licence, consisting of two complementary strands:

- (i) The standard UCL Discovery repository deposit agreement, assent to which would be mandatory for any author wishing to publish in a UCL EPICURE-hosted journal.
- (ii) Encouragement to authors to attach a suitably open access-friendly Creative Commons licence to their work.

It was necessary to inform and liaise with *JBS* authors about these changes, and the proposed retrospective application of Creative Commons licences to the articles. UCL Library Services drew up an explanatory note detailing what the EPICURE project sought to achieve, which was emailed to all authors (and in some instances their next of kin) with only a few exceptions:

- One author who is no longer in academia, and whom it has been impossible to trace.
- One author for whom it was impossible to find contact details.
- and one author whose article is currently being edited, and who will receive the copyright note when his paper is returned.

Of the 24 authors contacted:

- one email address bounced, and no alternative was available
- seven did not reply

The response rate of 15 (63%) was good, and all of those who did reply were more than happy for the copyright changes to be made, and selected a Creative Commons licence. In general, the most restrictive licences were – perhaps understandably – selected, with only one author choosing a share-alike licence. While the CC-BY-NC-ND licence was the most popular, there were sufficient variations to recommend that UCL should not demand that future authors adhere to a single standard.

Type of licence	No. of articles	No. of authors
CC-BY-NC-ND	18	10
CC-BY-ND	5	4
CC-BY-NC-SA	2	2

Table 2: Type of Creative Commons licences selected by *JBS* authors

The remaining 11 articles, by authors who either did not reply or could not be contacted, will retain the existing copyright statement (*'Copyright © 20XX, AUTHOR ABC. This file may be copied on the condition that the entire contents, including the header and this copyright notice, remain intact'*). However, the new contributor guidelines for the *Journal of Bentham Studies* request that authors of all future submissions select a Creative Commons licence to be applied to their work.

The UCL Discovery team is planning modifications to the repository, for implementation early in 2012, to indicate clearly to the user whenever an off-the-shelf licence has been attached to a full-text repository record, whether the record relates to an EPICURE-overlay article or another type of publication.

3.3.3. XML encoding

The project aimed to produce XML-encoded versions of the *Journal of Bentham Studies* articles, and a template for XML encoding to support journal article publication. Offering articles with XML markup, as well as in the 'traditional' PDF format, allows them to be manipulated and understood more

effectively by automatic text processing tools, and is an additional safeguard in support of digital preservation.

The *Journal of Bentham Studies* editors have some XML experience, acquired through encoding and reviewing transcripts using TEI-compliant XML in the course of the *Transcribe Bentham* project. Those using to wish the UCL EPICURE publishing model will, however, most likely produce small departmental or postgraduate journals using limited resources, and it is unlikely that they will themselves be experts in encoding. The project aimed, therefore, to make the encoding as straightforward as possible to non-specialists by producing a standard template, though a template which could be customised and improved upon by those with more expertise and experience.

There is no standard system for encoding journal articles, and a number of alternatives were investigated, each with their own advantages and disadvantages. Those assessed for the project were:

- The TEI-based schema used to produce *Digital Humanities Quarterly*
- *DocBook*
- The *Journal Archiving Tag Set (JATS)*

Firstly, the team contacted *Digital Humanities Quarterly*, who very generously offered a number of useful suggestions and general remarks, and kindly shared the *DHQ* XML schema, template and documentation for consultation.

The *DHQ* schema is designed specifically for that journal, but has a generous degree of general-purpose applicability. The extensive TEI tag-set has been carefully developed over a number of years, and it benefits from an active and knowledgeable user community. However, TEI can require considerable customisation and adaptation, is not an 'off-the-shelf' alternative, and ongoing work on the TEI is both a huge benefit and an added complication.

The team initially investigated the *DHQ/TEI* schema, which was found to be somewhat complex. The team experienced difficulty creating a valid and working template. On the basis that, if the 'informed non-expert' found the schema intimidating, the more general user might be overwhelmed, the team began to explore other alternatives, beginning with *DocBook*.

DocBook is a schema/DTD which has been available since 1991, and is currently maintained by the DocBook Technical Committee of OASIS. Using the *DocBook* schema, again, proved rather complex and far from intuitive, though the *DocBook Filters* project has attempted to allow the reading and writing of XML using *OpenOffice* as a WYSIWYG XML editor, and also includes XSLT stylesheets. Initially, this looked very promising, as it could allow even inexperienced users to create XML versions of their work with fairly little difficulty.

However, the process proved both cumbersome and troublesome for local implementation. Using *DocBook Filters* requires a customisation of OpenOffice, which not only cannot be carried out using UCL's standard thin client desktop service, from which the majority of UCL staff work, but the process is far from straightforward. Furthermore, applying the tags does not appear particularly user-friendly, and it is not possible to construct a template for others to follow, meaning that it would be difficult to ensure that journals across UCL adhered to a basic standard. *DocBook Filters* also does not allow the entering of all the fields of metadata required for ingestion into UCL Discovery, which is a serious drawback.

If users simply require a basic XML file for machine-readability, rather than for public consumption, then *DocBook* may prove useful.

The team then looked at *JATS*. *JATS* is a tag suite first released in 2003 by the US National Centre for Biotechnology Information. It has a number of significant advantages:

- Stability, having been around for almost a decade.
- Excellent and extensive documentation.
- The National Information Standards Organization (NISO) is working to make *JATS* a NISO standard; a draft standard was released in March 2011 as NISO Z39.96x.

- It has been used to tag thousands of journal articles around the world, including prominent periodicals such as the *British Medical Journal*.
- It is used by archives at PubMed Central and Portico, and the British Library and the Library of Congress intend to use these models.
- It allows for creation of a template.
- It allows for the entry of comprehensive metadata.

Though *JATS* is primarily designed for the encoding of medical and scientific papers, it is more than flexible enough to meet the needs of almost any department within the College.

JATS consists of three tag sets:

- The 'Journal Archiving and Interchange' set, the most comprehensive
- The 'Journal Publishing' set
- The 'Article Authoring' set.

The 'Journal Publishing' set was selected. This set, according to the publisher, is

optimized for the archives who wish to regularize and control their content, not to accept the sequence and arrangement presented to them by any particular publisher. Publishing is also intended for use by publishers for the initial XML tagging of journal material, usually as converted from an authoring form like Microsoft Word.

It was found that this tag set struck the right balance between allowing for sufficient standardisation and customisation, and being comprehensive enough for any UCL department, without being either too restrictive or too daunting (depending on the user's ability level).

It proved relatively straightforward to produce a basic template using *JATS*, which contains all of the standard elements required for any UCL-published journal: the requisite metadata for feeding into UCL Discovery; other front matter; the body of the article itself; and references and back matter. The documentation for using the template can be found elsewhere in this report. We therefore recommend that UCL adopt *JATS* for its college-based publishing, largely for its ease of use and extensive documentation.

To test the process, the team encoded Michael Quinn's article, 'The Fallacy of Non-Intervention: The Poor Panopticon and Equality of Opportunity', from volume 1 of the *JBS*. This article is 11,787 words long, and has 82 footnotes.

Encoding the main body of the article was straightforward, requiring only the use of tags to indicate the various sections, section titles, paragraphs, and to indicate italicised text. As *JBS* uses the Oxford Referencing System (i.e. foot/endnotes), tags were also added to signal where endnotes should be included. This process took around an hour.

Far more time-consuming was the adding of bibliographical information to the endnotes in the back matter (see documentation): it was necessary to ensure that the note referred to the correct type of publication (book, chapter, journal article, etc), and certain references contained multiple bibliographic entries, as well as explanatory text. It would appear that *JATS* – and perhaps XML-encoded text in general – is not best suited to expository foot/endnotes.

It took around 7 minutes to encode three endnotes and, on this basis, between four and five hours in total would be required to encode the text of the article, and all of the references. Most *JBS* papers contain, on average, between 30 and 60 footnotes, though one has over 120. The encoding of tables and/or images would further increase the length of time taken.

It is not feasible or economical for the best part of a working day of an academic member of staff to be devoted to encoding a single article, let alone the time it would take to encode the entire *JBS* backfile. However, the time-consuming nature of encoding *JBS* articles is clearly down to use of the Oxford Referencing System; journals using the Harvard/Parentetical Referencing System could encode their articles much more quickly. Converting the *JBS* backfile to the Harvard System would also take a considerable length of time, and most of those who read and contribute to the journal are used to the Oxford System.

Therefore, while it should be considered as best practice to encode departmentally-published journal articles, it is recommended, for publications using the Oxford Referencing System, that encoding is desirable rather than essential, on an economic basis. Those publications using the Oxford System should consider switching to the Harvard System, if encoding is a priority.

The EPICURE guidelines on XML encoding for UCL journal publications are given below at Appendix A.

3.3.4. Journal of Bentham Studies, old and new

The original *Journal of Bentham Studies* was a web journal, hosted within the UCL Bentham Project's SILVA-backed departmental website.

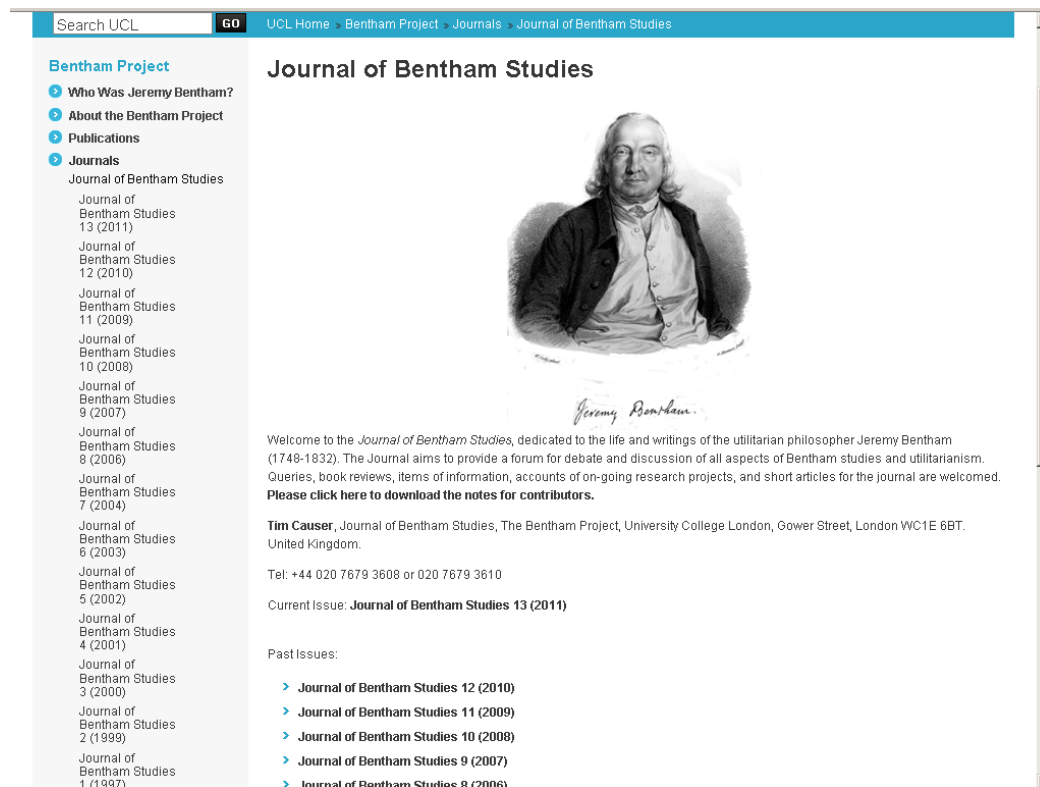


Fig. 1. Journal of Bentham Studies, pre-EPICURE

The journal had a simple structure: articles were downloaded as PDFs from within each volume.

As figures 2-5 show, the OJS-hosted version of the *Journal of Bentham Studies* has a familiar appearance. Rather than link directly to the full text, however, article records are linked to the equivalent full metadata record in UCL Discovery. This enables the display of any additional contextual information; it also allows the retrieval of article-level download statistics; and, in theory, it allows the reader to choose between multiple version of the same paper, eg between a PDF and XML version. This is an extra step, but the trade-off is that it allows richer functionality. Future developments to the infrastructure might allow this process to be streamlined.


Journal of Bentham Studies

HOME ABOUT USER HOME SEARCH CURRENT ARCHIVES ANNOUNCEMENTS

Home > Vol 13 (2011)

Journal of Bentham Studies

Welcome to the *Journal of Bentham Studies*, dedicated to the life and writings of the utilitarian philosopher Jeremy Bentham (1748-1832). The Journal aims to provide a forum for debate and discussion of all aspects of Bentham studies and utilitarianism. Queries, book reviews, items of information, accounts of on-going research projects, and short articles for the journal are welcomed.



Jeremy Bentham

Vol 13 (2011)

Table of Contents

Articles

- Bentham and Birth Control: The Misreading
David Stack

OPEN JOURNAL SYSTEMS

Journal Help

USER
You are logged in as...
tcouser

- My Journals
- My Profile
- Log Out

NOTIFICATIONS

- View (16 new)
- Manage

JOURNAL CONTENT

Search

All

Search

Browse

- By Issue
- By Author
- By Title
- Other Journals

FONT SIZE

A₁ A A₂

INFORMATION

- For Readers
- For Authors
- For Librarians

Fig.2. Journal of Bentham Studies, OJS-hosted

Journal of Bentham Studies

HOME ABOUT LOG IN REGISTER SEARCH CURRENT ARCHIVES ANNOUNCEMENTS

Home > Vol 12 (2010) > Ferraro

Direct and Indirect Utilitarianism in Bentham's Theory of Adjudication

Francesco Ferraro

Abstract

To download this article, please click [here](#).

Francesco Ferraro graduated in Philosophy at Università degli Studi di Pisa and received a PhD in Analytical Legal Philosophy and Jurisprudence at Università degli Studi di Milano, where he currently holds a post-doc position. His doctoral thesis focused on Bentham's theory of adjudication and the role of the judges. A book developing this thesis is due to be published this year, with the title *Il giudice utilitarista. Flessibilità e tutela delle aspettative nel pensiero giuridico di Jeremy Bentham* ('The Utilitarian Judge. Flexibility and Protection of Expectations in Jeremy Bentham's Legal Thought').

Refbacks

There are currently no refbacks.

OPEN JOURNAL SYSTEMS

Journal Help

USER

Username

Password

Remember me

Log In

NOTIFICATIONS

- View
- Subscribe / Unsubscribe

JOURNAL CONTENT

Search

All

Search

Browse

- By Issue
- By Author
- By Title
- Other Journals

FONT SIZE

A₁ A A₂

INFORMATION

- For Readers
- For Authors
- For Librarians

ARTICLE TOOLS

- Print this article
- Indexing metadata
- How to cite item

Fig.3. Sample article

The screenshot shows the UCL Discovery interface. At the top, it says 'UCL DISCOVERY' and 'UCL'. Below the navigation bar, there is a search bar and a 'Go' button. The main content area displays the article title 'Direct and Indirect Utilitarianism in Bentham's Theory of Adjudication' by Ferraro, F. (2010). It includes a PDF icon, a link to the PDF file (143Kb), and a 'Downloads' section with a bar chart showing activity over the last month. The chart shows 10 downloads. On the left, there is a sidebar with navigation options like 'Browse by', 'For everyone', and 'For UCL authors'.

Fig.4. OJS article record links to UCL Discovery record. Download statistics may be viewed.

The screenshot shows a PDF document viewer displaying the article 'Direct and indirect utilitarianism in Bentham's theory of adjudication' by Francesco Ferraro. The document is from the 'UCL Bentham Project Journal of Bentham Studies, vol. 12 (2010)'. The author's affiliation is 'Dipartimento di Scienze Giuridiche 'Cesare Beccaria', Università degli Studi di Milano'. The email address 'francesco.ferraro@unimi.it' is provided. The 'Introduction' section begins with the text: 'There is still some disagreement about the nature of Jeremy Bentham's utilitarianism as applied to his theory of law and adjudication. Most commentators have ascribed to him an indirect-utilitarian prescriptive theory with regard to adjudication. Bentham sought to replace the common law system with a wholly codified body of law, issued by a utilitarian legislator. The role of the judges under such a system would be that of adjudicating by strictly applying the laws in the code. This leads to an indirect-utilitarian theory in that the judges would not decide at case-level by applying directly the principle of utility, but they would rather apply general rules which, in turn, were'.

Fig.5. PDF is served from UCL Discovery

Additionally, the journal articles are exposed to search engines and other services by UCL Discovery, as the examples shown in figures 6-10 demonstrate:

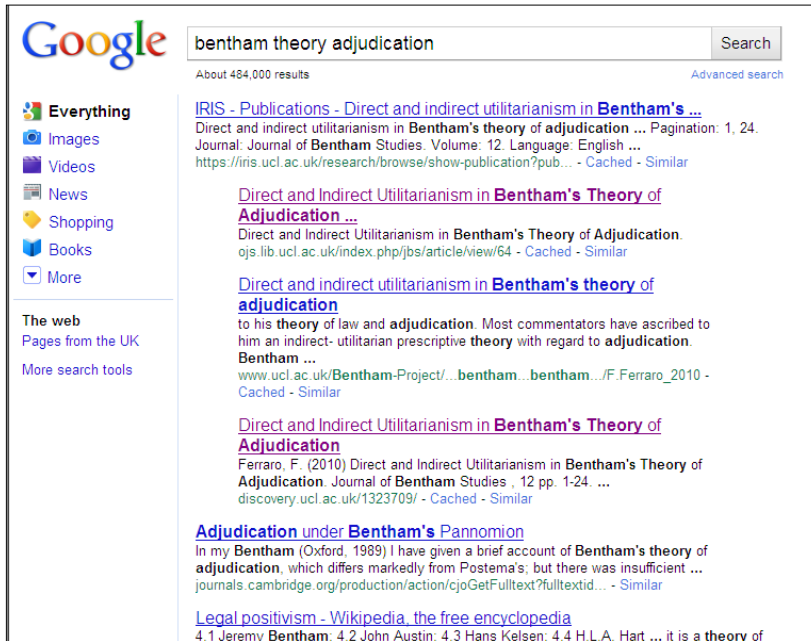


Fig.6. Journal of Bentham Studies articles indexed by search engines, via both UCL Discovery and OJS routes

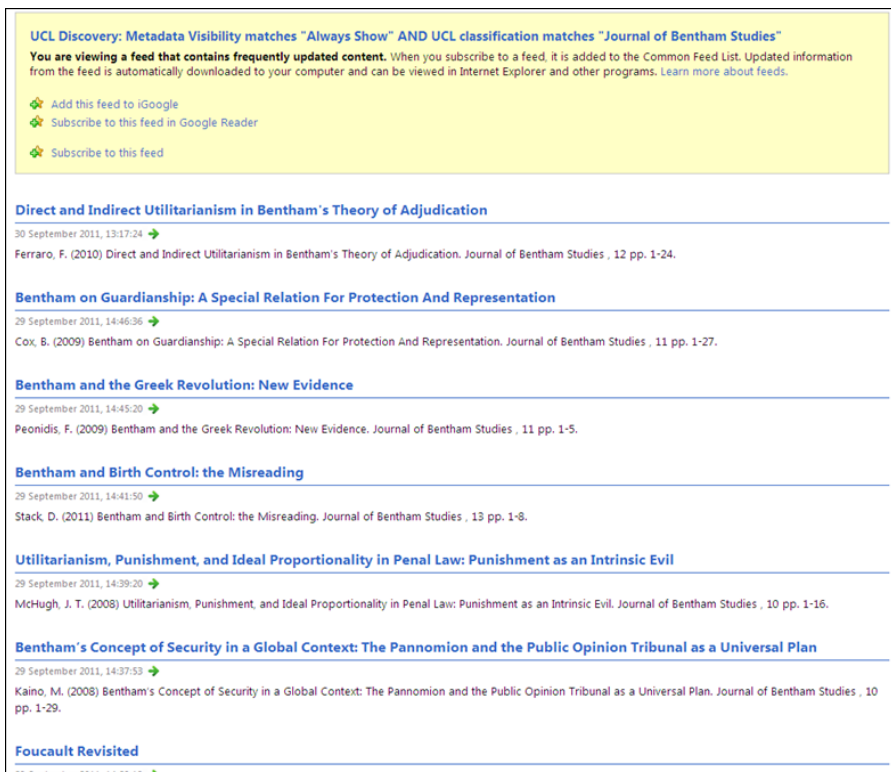


Fig.7. UCL Discovery offers customisable RSS feeds to new journal content

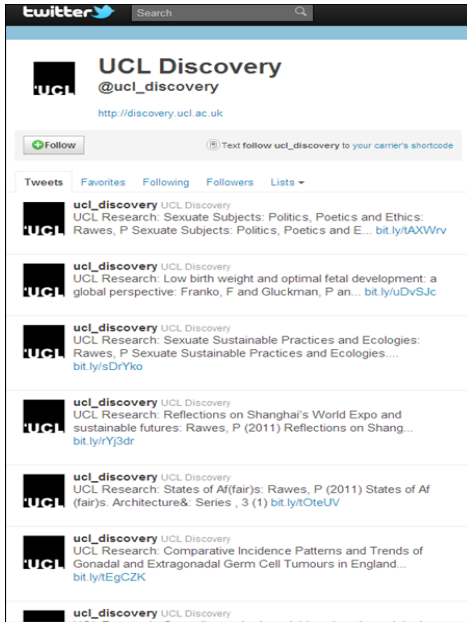


Fig.8. New UCL Discovery research papers are tweeted

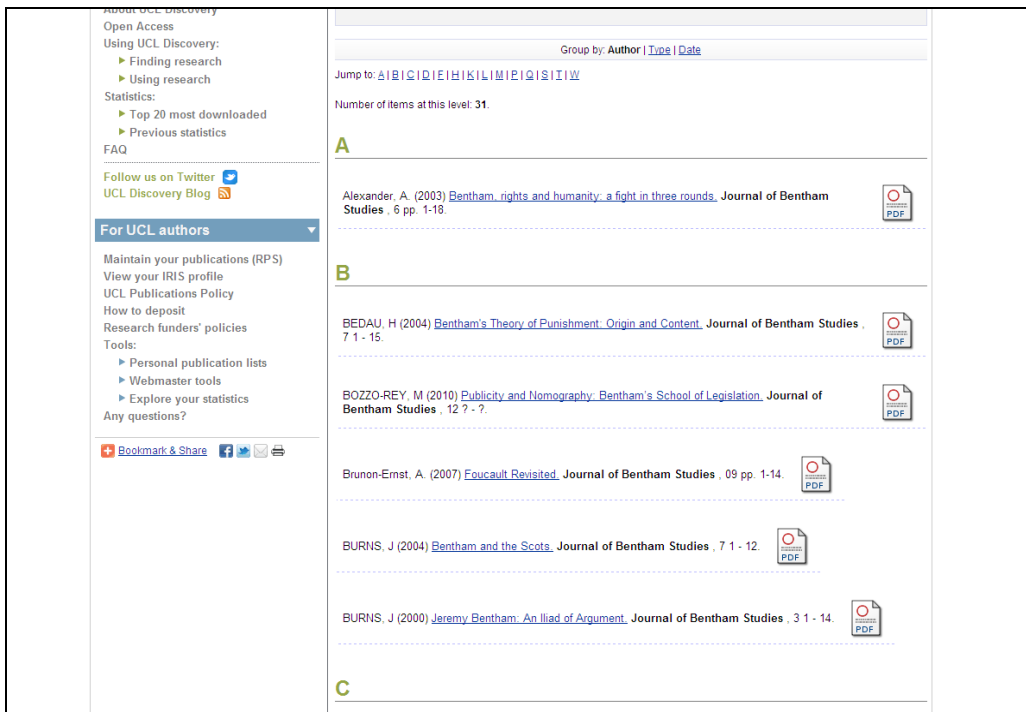


Fig.9. Journal of Bentham Studies articles available via UCL Discovery native interface

Datestamp of response	2011-12-19T16:03:31Z
Request URL	http://discovery.ucl.ac.uk/cgi/oai2
Request was of type GetRecord.	
OAI Record: oai:eprints.ucl.ac.uk.OAI2:1333216	
OAI Record Header	
OAI Identifier	oai:eprints.ucl.ac.uk.OAI2:1333216 oai_dc formats
Datestamp	2011-12-19T12:25:44Z
Dublin Core Metadata (oai_dc)	
Title	Guardianship and Parental Relations: Connections and Departures in Jeremy Bentham's Account
Author or Creator	Cox, B
Description	This article follows an earlier assessment of Bentham's views on guardianship (http://ojs.lib.ucl.ac.uk/index.php/jbs/article/view/56) that touched on but did not explore connections or departures between guardian-ward and parent-offspring relations, about which Bentham was not as precise as he might have been. Further, he added complexity to the issue by describing parents as occupying dual roles: guardians and 'masters' (employers) of their own offspring. These relations are now considered, on the one hand, in the wider context of 'special relations' and 'duties' and, on the other hand, alongside some appreciation of Bentham's personal perspectives. However, the main object of the present article is to assess similarities and differences between parents and guardians in legal, status and functional terms. It uses the profile of guardian-ward relations provided by the previous article as a benchmark. The article concludes by affirming that 'being a parent' and 'being a guardian' have quite different meanings.
Subject and Keywords	GUARDIAN/GUARDIANSHIP, FIDUCIARY, SPECIAL RELATIONS/DUTIES, VULNERABILITY, PROTECTION, AGENCY, REPRESENTATION, TRUST/TRUSTEE, BENEFIT/BENEFICIARY.
Date	2011
Resource Type	Article
Language	eng
Format	application/pdf
Resource Identifier	http://discovery.ucl.ac.uk/1333216/
Rights Management	Open access

Fig.10. Journal of Bentham Studies articles available to OAI Service Providers via UCL Discovery

3.3.5. Next steps

Fine-tuning the infrastructure

The main outstanding technical issue is that OJS is designed to host PDF files, as a self-contained journal hosting platform. It does not enable direct links to UCL Discovery, or any other external site, in place of an uploaded PDF. The working solution (demonstrated in Figure 3) is to add the relevant UCL Discovery link to the abstract field for each article. Clicking on the article title will thus redirect the reader to the repository. In the longer term, it is hoped that the team will be able to reconfigure OJS to provide seamless support for externally-hosted content.

The addition of a CAPTCHA program to the OJS email alert registration, to prevent spam registrants, has also been identified as desirable.

UCL Discovery (which uses IRStats) has been configured to record download statistics about the journal in aggregate and individual articles. Further work should be undertaken to surface these statistics in the OJS environment.

As noted in section 3.3.2, UCL Discovery does not currently display licence information in a standard way. 'Rights' and 'licence' fields will be added to the database and displayed to the end user whenever populated.

Expansion

Other UCL departments have begun to express an interest in the EPICURE infrastructure. The Slavonic and East European Studies title 'Slovo' is adopting the new UCL Discovery-based platform for its 2012 volume. A general call to UCL Departments for expressions of interest will be made in the Spring 2012 term. UCL Publications Board will monitor the resource implications for the Library of expanding the EPICURE infrastructure to other parts of UCL.

3.4 Immediate Impact

3.4.1. Benefits to the editors of the Journal of Bentham Studies

Use of OJS

The installed OJS system immediately looks a more coherent and professional entity than the web site which it supersedes, with a 'current issue' page and an accessible archive. Use of OJS, and the integration with UCL Discovery, will bring considerable benefits to the Bentham Project, and departmental publication initiatives at UCL more generally.

Rolling publication is one such advantage. *JBS* articles are published when they are received, edited, and completed, rather than at pre-existing deadlines, a more 'contemporary' style of publication which is more suited to contributors and journal staff with variable workloads. Using OJS, we can publish one volume per year and add finalised articles as and when they are finalised. Rather than relying upon our mailing list to publicise a new volume, readers will be able to register on the UCL OJS system for alerts to new *JBS* publications and, when other departmental publications are added to OJS, alerts to content from across UCL.

Repository storage

Storing the articles in UCL Discovery is a further significant advantage, which is not limited to the consolidation of the College's research in a single repository. We will have, as discussed, a single set of easily-accessible download statistics, and fully anticipate that, as UCL Discovery becomes more widely known, that the visibility of *JBS* articles will be further increased.

UCL Discovery will provide a stable URI from which an article can be downloaded, as opposed to hosting the papers via a departmental website in which the URLs often break or change – and subsequent links to these URLs from external sites also break as a result. This is a cause of significant frustration for researchers. Uploading to UCL Discovery instead of the Bentham Project website creates no further workload for staff; indeed, it is perhaps more straightforward than using the often fiddly SILVA content management system, by which all UCL websites are maintained and edited.

As the examples at 3.3.4 demonstrate, repository storage also means that authors and articles benefit from all the generic functionality of the repository, as well as the significantly greater network visibility and interoperability which is part and parcel of repository hosting.

Downloads

Table 2 shows the number of downloads for those *JBS* articles which have been available from the UCL Discovery repository and the Bentham Project website. The figures for UCL Discovery are from the time when the articles were uploaded to the repository to 27 September 2011. Those for the Bentham Project website are for 1 April 2009 to 11 October 2010, or when Google Analytics was first installed, to when the website – like the rest of UCL's webpages – began migration to the SILVA content management system. As a result of that migration, Google Analytics ceased counting file downloads.

Vol.	Author	Title	Downloads (UCL Discovery)	Downloads (BP website, 1/4/09-11/10/10)	Total
1	Cohen	Bentham's Frigidarium: Utilitarianism and Food Preservation	370	493	863
1	Quinn	The Fallacy of Non-Interference: The Poor Panopticon and Equality of Opportunity	121	298	419
2	de Champs	The Place of Jeremy Bentham's Fictions in Eighteenth Century Linguistic Thought	341	619	960

2	Werrett	<u>Potemkin and the Panopticon: Samuel Bentham and the Architecture of Absolutism in Eighteenth Century Russia</u>	738	661	1,399
3	Fuller	<u>'Primeiro e Mais Antigo Constitucional da Europa': Bentham's Contact with Portuguese Liberals 1820-23</u>	156	237	393
3	Burns	Jeremy Bentham: An Iliad of Argument	258	260	518
3	Warke	A Reconstruction of Classical Utilitarianism	166	518	684
4	de Champs	Review of Nathalie Sigot, <i>Bentham et l'économie: Une histoire d'utilité.</i>	299	111	410
4	Hoogensen	Bentham's International Manuscript Versus the Published "Works"	112	320	432
5	Pease-Watkin	Jeremy and Samuel Bentham - The Private and the Public	145	534	679
5	Draper	An Introduction to Jeremy Bentham's Theory of Punishment	1,882	2,026	3,908
6	Alexander	Bentham, Rights and Humanity: A Fight in Three Rounds	441	1,761	2,202
6	Cookson	Bentham, Mill and Green on the nature of the Good	94	804	898
6	Pease-Watkin	Bentham's Panopticon and Dumont's <i>Panoptique</i>	305	2,236	2,541
6	Tyler	Jeremy Bentham, Social Criticism, and Levels of Meaning	266	424	690
7	Bedau	Bentham's Theory of Punishment: Origin and Content	212	931	1,143
7	Draper	'Corruptions in the Administration of Justice': Bentham's Critique of Civil Procedure, 1806-1811	152	385	537
7	Fuller	'It is the theatre of great felicity to a number of people': Bentham at Ford Abbey	114	792	906
7	Burns	Bentham and the Scots	82	305	387
9	Steadman	The Contradictions of Jeremy Bentham's Panopticon Penitentiary	n/a	1,351	1,351
Totals			6,254	15,066	21,320

Table 2. Download statistics for JBS articles

It is clear that, in general, the Bentham Project website was the first port of call for those looking for *JBS* articles, though the figures for UCL Discovery are, in general, very healthy. However, having download statistics for the same article in two separate repositories is not good practice, and does not make for the easy measuring of usage or readership. That we have had no way of measuring the downloads for articles from the Bentham Project website since last October, and for volumes 8 to 13

at all, is also problematic. Consolidation of download statistics through hosting the articles in UCL Discovery will be a great benefit, and allow Bentham Project staff instantly to generate detailed download statistics via the UCL Discovery interface, including recent activity, the country from which the articles have been accessed, keyword searches, and so forth.

Formatting

Before implementing OJS and creating an XML template, it was clear that retro-formatting of all existing *JBS* articles would be necessary, as since the journal's inception there has been no single standard *JBS* formatting or referencing system. Several articles existed as PDF images only; there was thus no MSWord back-up, and the articles' contents were not discoverable via the web. These were converted to MSWord and edited accordingly. A new guide for contributors has been produced and approved by the Bentham Project, and authors will be expected to conform to these standards for any future submissions they make.

This was the most time-consuming aspect of WP3, but the outcomes are hugely valuable: the Bentham Project now has a fully standardised back-file, detailed contributor guidelines to ensure future submissions adhere to the house style, and the articles generally look more professional and part of a coherent series, in readiness for being made available in via UCL Discovery. The newly formatted articles were converted to PDF format for upload to UCL Discovery, and the links on the Bentham Project website altered to point to the relevant UCL Discovery record.

3.4.2. Benefits elsewhere

- Other UCL adopters of the EPICURE framework will be able to gain from the JISC-funded inception work. Rights issues have been resolved and recommendations for best practice have been identified; XML encoding issues have been investigated and a template drawn up; OJS configuration has been documented; *JBS* formatting guidelines are available for re-use, and so on.
- e-Publishing is a key goal in the UCL Library Services 2011-2014 Strategy in the Key Performance Area of Research Support. EPICURE has helped to deliver that goal. UCL Library Services is able to offer a new service, capitalising on its repository.
- EPICURE is also consistent with UCL Publications Board's strategic thinking on e-publishing.
- For UCL overall, the EPICURE infrastructure, through the provision of a centrally managed, extensible and documented journal platform sitting on top of a successful repository, is likely to make campus-based journal production less expensive and more cost-efficient.
- The EPICURE extension also represents some additional return on UCL's investment in open access and UCL Discovery. Overlay publishing is a new way of putting the repository to work, for the benefit of the institution.
- All the EPICURE findings, templates and journals will be available to other HEIs through the project website, should they wish to follow suit.

3.5 Future impact

EPICURE has delivered and demonstrated a generic infrastructure that will enable existing UCL journals to follow suit, and encourage new departmental publishing initiatives to emerge. Calls for future adopters will be made, sponsored by UCL Publications Board, beginning early in 2012.

The model adopted at UCL through EPICURE will be of interest to other HEIs, and deliverables from EPICURE, such as the rights work and the XML publishing template, will be available for adaptation and re-use by later adopters. The EPICURE outputs will serve as an international 'shop window' for the potential of efficient, library-managed, repository-underpinned e-publishing in Higher Education.

4 Conclusions

EPICURE linked the *Journal of Bentham Studies* to a UCL installation of the Open Journal Systems (OJS) journal management software and, by placing its content in UCL Discovery, the UCL open access repository, helped to raise its visibility and functionality. The project has brought some benefits to the editors of *JBS*, including efficiencies in the management of the journal, and has made consuming the journal a more interactive and feature-rich experience for its readers. The apparatus used by the *Journal of Bentham Studies* is fully transferable to other UCL journals, whether existing or new titles, and is available for adoption by other academic units. Moreover, the project agreed a rights framework under which future overlay publishing will take place at UCL; it explored XML encoding standards for electronic journals and devised a template for use by UCL adopters; and it has produced guidance for OJS adoption and customisation by others. All the outputs are available to be shared by other HEIs wishing to exploit their repositories and explore the potential benefits of overlay publishing.

5 Recommendations

- 5.1. JISC to fund a survey of campus-based publishing activity in the UK, as an indication of demand for more efficient, repository-overlay services.
- 5.2. JISC to commission desk research into relevant activity and trends in other countries, eg US.
- 5.3. If supported by the foregoing recommended actions, JISC to allocate resource to advocacy of repository overlay as a cost-efficient model for institutionally-based publishing activities, delivering additional return on repository investment and exploiting in-place repository infrastructure; and JISC to make funds available to HEIs for conversion and start-up operations.

6 Implications for the future

As indicated at 3.5, the outputs from EPICURE are available for other HEIs wishing to follow suit and implement simple repository-based measures in support of campus-based publishing. UCL will maintain the project website and other outputs for at least the requested minimum of three years.

The immediate future steps for UCL are detailed in section 3.3.5, above. These include plans to expand the service to accommodate additional UCL journal titles, with a second title already in transition to the EPICURE platform. However, despite the fact that these expansion plans are not immediately to be matched by new resources, the sustainability of the UCL EPICURE outputs is not regarded as a major risk. UCL is already committed to ongoing investment in the repository infrastructure that underpins EPICURE. OJS is open source, low maintenance, and with a thriving user community through which day-to-day support may be accessed. The campus-based journals that form EPICURE's target market have so far been of demonstrable sustainability and longevity: EPICURE has simply offered new efficiencies in managing proven concerns. Any retrospective migration work, the acquisition of rights, OJS customisation and, if applicable, encoding work, will be carried out by the journal editorial teams, rather than the central Library services, on the understanding that the benefits will make such investment worthwhile.

7 References

EPICURE Project web site: <http://www.ucl.ac.uk/ls/epicure>

UCL Library Services: <http://www.ucl.ac.uk/library>

UCL Library Services Strategy 2011-2014: <http://www.ucl.ac.uk/library/strategy.shtml>

UCL Bentham Project: <http://www.ucl.ac.uk/Bentham-Project>

Journal of Bentham Studies: <http://ojs.lib.ucl.ac.uk/index.php/jbs>

UCL Discovery: <http://discovery.ucl.ac.uk>

Open Journal Systems (OJS): <http://pkp.sfu.ca/ojs>

Creative Commons: <http://creativecommons.org>

TEI: <http://www.tei-c.org>

Digital Humanities Quarterly: <http://digitalhumanities.org/dhq>

DocBook: <http://www.docbook.org/whatis>

DocBook filters <http://xml.openoffice.org/xmerge/docbook>

Journal Archiving Tag Set (JATS): <http://jats.nlm.nih.gov/publishing>

Appendix A

XML Encoding Guidelines for UCL Overlay Journals

1. Introduction

This guide is intended to assist you in encoding your articles using the Journal Article Tag Suite (JATS), thereby creating a valid XML file. Though JATS was developed primarily for the publishing of scientific and medical papers, it is suitably flexible and customisable to deal with material from schools and departments across the College.

Further information about JATS is available at its [website](#). You should also consult the [tag library](#) (which includes instructional examples) for more detailed information, and to see what elements are available for customisation.

The template was designed for the JISC-funded EPICURE project run by UCL Library Services, and its pilot publication, *The Journal of Bentham Studies*, produced by UCL's [Bentham Project](#). Please feel free to amend and improve it as you see fit to meet your own needs.

Please be aware, however, that tags comprising the various elements need to be entered in the correct order. For example, the journal metadata element (<journal-meta>) includes the following information, in this order:

- Journal identifier
- Journal title group
- ISSN
- ISBN
- Publisher
- Notes
- URI

Not all of these tags are necessary, as can be seen from the *JBS* template, but the tags you do utilise must still be entered in the correct order. See the tag library for further details.

Though it will most likely require some basic customisation to meet your individual requirements, the template contains the basic components of any valid JATS XML file:

- i) The Front (encompassing journal and article metadata)
- ii) The Body (i.e. the article text)
- iii) and the Back (encompassing references and other matter)

The guide will examine each of these in turn, and the elements contained therein. When entering text into the template, simply delete the green text between the opening and closing tags

e.g. to give your journal a title:

<journal-id><!--Journal Title--></journal-id>

becomes

<journal-id>The Journal of Bentham Studies</journal-id>

2. Front matter

The front matter comprises of two groups:

1	<journal-meta>
2	<article-meta>

Each contains a number of elements, though you may choose not to utilise all of them. If you wish to add further elements to the front matter, please consult the tag library.

2a. <journal-meta>

This section contains the journal metadata, comprising

<journal-id>	Title of the journal
<ISSN>	Journal ISSN
<ISBN>	Journal ISBN
<publisher>	The department publishing the journal/paper

2b. <article-meta>

The article metadata comprises several sections

<contrib-group>

<article-id>	An article identifier number, if required (this can be the UCL Discovery ID number)
<article-title>	Article title
<contrib-group>	Name of author(s). If more than one author, add subsequent <surname> and <given-name> tags within the <contrib> section.
<address>	Postal address for written correspondence
<aff>	Institutional affiliation; if authors are based at different institutions, add further <aff> tags on subsequent lines.
<bio>	Author biography; if more than one author, add further <bio> tags on subsequent lines.
<email>	Author's email address; if more than one author, add further <email> tags on subsequent lines

<pub-date>

<year>	Year of publication
--------	---------------------

Various

<volume>	Volume number
<issue>	Issue number (if required)
<issue-title>	Title of issue, for example if a special issue
<page-range>	Number of pages in the article

<permissions>

<copyright-statement>	Fill this in only if you have a copyright statement to make
<copyright-year>	Year of copyright, i.e. publication
<copyright-holder>	Holder of copyright on the article
<license>	Licence information. Add Creative Commons statement here, if using CC

Various

<self-uri>	Link to UCL Discovery article URI
Abstract	Abstract of article

<conference> (if the article has arisen out of a conference paper)

<conf-date>	Date of conference, dd-mm-yyyy
-------------	--------------------------------

<conf-name>	Conference title
<conf-loc>	Conference location
<conf-theme>	Conference theme

<counts>

<fig-count>	Number of figures/images used
<table-count>	Number of tables used
<ref-count>	Number of references
<page-count>	Number of pages
<word-count>	Number of words, including references

3. Article Text

All of the following must go within <body> tags.

The basic element required to create a well-formed and valid XML file is the paragraph tag, <p>. All of the main article text, aside from section headings, should be placed inside paragraph tags. There is no need to use either line-break or page-break tags. However, other tags are required for formatting, referencing and so forth.

3a. Formatting

To add formatting, enclose the required text with the relevant tags, e.g.

<bold>abc</bold>
<italic>abc</italic>
<underline>abc</underline>

Please see the Tag Library for examples of further formatting, as required.

3b. Tables and Figures

For detailed instructions on the encoding tables and figures, please consult the list of elements in the Tag Library, under the <fig> and <table> sub-headings.

3.c Sections

Rather than articles comprising merely of a series of paragraphs, you may wish to include headed sections. Using the <sec> tags allows you to do so, and automatically generates a table of contents which will be placed at the beginning of the article when it is rendered.

e.g.

```
<body>
  <sec>
    <title>I. Introduction</title>
    <p>In the long and continuing debate concerning Bentham's status as a 'liberal', the closely related projects of the Panopticon Penitentiary and the National Charity Company have consistently been advanced as the conclusive evidence of Bentham's underlying authoritarianism.<xref ref-type="bibr" rid="B1">1</xref> This fact is unsurprising: for in relation to both projects Bentham <italic>not only</italic> explicitly writes in terms of control, of imposing on persons behaviours and, by repetition thereof, ultimately character traits, which they do not wish to acquire, albeit in the alleged interests of those persons, as well as those of society at large, but appears to revel in the exercise of 'plastic power' in a manner which is repellent, and does appear to trample on human dignity. Janet Semple recognised as much in her study of the Panopticon.<xref ref-type="bibr" rid="B2">2</xref> However, she was able to produce a dispassionate assessment of that ambiguous institution, and to mount a sophisticated defence of Panopticism, which rested ultimately on the recognition that, quite simply, a prison is either a mechanism of control or it is nothing. </p>
```

```
<p>With reference to the poor law writings, Bentham's explicit design of using the assemblage of management rules devised for the Poor Panopticon, and in particular the Inspection Architecture Principle, to the end of creating thrifty, sober, and, above all, industrious citizens, looks even more ominous for any interpretation which seeks to present his intentions as facilitative, as empowering rather than disempowering, since the poor had committed no crime, and there would seem to be no parallel case for their control and rehabilitation.</p>
</sec>
</body>
```

4. Back matter

Aside from authorial acknowledgements within `<ack>` tags, the back matter comprises reference and bibliographic material. We will examine how to encode references using the two most popular referencing systems: the Oxford system, in which bibliographic references are carried in foot/endnotes; and the Parenthetical/Harvard system, in which partial citations are enclosed in parentheses and embedded within the article text, and the full bibliographic detail is carried in a list of works at the end of the paper.

You will find that using the Oxford system will take considerably longer to encode, and we recommend that – for encoding purposes, at least – you consider using the Parenthetical system.

4.a Oxford Referencing System

`<x-ref>` tags should be placed in the text at the relevant points to indicate a reference. The following example contains two endnotes.

```
<body>
  <p>
    Bentham does appear to glory in the scope which detention in a Poor Panopticon gives its governor to break down and recast entire personalities. He can plausibly be presented as anticipating Skinner's box, and filling it with, to use his own expression, 'that part of the national livestock which has no feathers to it and walks on two legs', <xref ref-type="bibr" rid="B1">1</xref> instead of rats.
  </p>
  <p>
    The revisionist response to these indictments is to call in evidence Bentham's mature constitutional theory, a theory that is rather less concerned with the insidious exercise of unseen power than with the supervision, control, and limitation of power, precisely by means of the exposure of its every exercise to the evaluation and censure of those over whom it is exercised <xref ref-type="bibr" rid="B2">2</xref>
  </p>
</body>
```

Once the relevant `<x-ref>` tag is in place in the main text, the bibliographic details should be added to the back matter. The first note refers to a single item, and the second contains multiple references.

```
<back>
  <ref-list>
    <ref id="B1">
      <label>1</label>
      <comment><!--this may include a brief discussion of issues arising from the reference, such as stating 'For more examples, see:'--></comment>
      <element-citation publication-type="book">
        <person-group person-group-type="editor">
          <name>
```

```

        <surname>Bowring</surname>,
        <given-names>J.</given-names>,
    </name>
</person-group>
<source>The Works of Jeremy Bentham, edited under the Superintendence of John
Bowring</source>,
<publisher-loc>Edinburgh</publisher-loc>,
    <year>1838-43</year>,
    <volume>viii.</volume>
    <page-range>p.432n</page-range>.
</element-citation>
</ref>
<ref id="B2">
    <label>2</label>
    <comment>See, in particular,</comment>
    <element-citation publication-type="book">
        <person-group person-group-type="author">
            <name>
                <surname>Rosen</surname>,
                <given-names>F.</given-names>,
            </name>
        </person-group>
        <source> Jeremy Bentham and Representative Democracy: A Study of the Constitutional
Code, </source>
        <publisher-loc>Oxford,</publisher-loc>
        <year>1983</year>;
    </element-citation>
    <element-citation publication-type="book">
        <person-group person-group-type="author">
            <name>
                <surname>Rosen</surname>
                <given-names>F.</given-names>,
            </name>
        </person-group>
        <source> Bentham, Byron and Greece, </source>
    </publisher-loc>Oxford,</publisher-loc>
    <year>1992</year>;
    </element-citation>
    <element-citation publication-type="journal">
        <person-group person-group-type="author">
            <name>
                <surname>Schofield</surname>,
                <given-names> T.P. </given-names>,
            </name>
        </person-group>
        <article-title> The Constitutional Code of Jeremy Bentham </article-title>,
        <source> King's College Law Journal </source>,
        <year> 1991-92 </year>,
        <volume> ii. </volume>
        <fpage>40</fpage>-
        <lpage> 46 </lpage>;
    </element-citation>
    <element-citation publication-type="journal">
        <person-group person-group-type="author">
            <name>
                <surname>Schofield</surname>,
                <given-names> T.P. </given-names>,
            </name>
        </person-group>
    </chapter-title> Bentham on Public Opinion and the Press </chapter-title>, in
```



```
<person-group person-group-type="editor">
<name>
<surname>Kingsford-Smith</surname>,
<given-names>D.</given-names>,
</name> and
<name>
<surname>Oliver</surname>,
<given-names>D.</given-names>,
</name>
</person-group>
    <source> Economical With the Truth </source>,
<publisher-loc>Oxford</publisher-loc>,
    <year> 1990 </year>.
    </element-citation>
</ref>
</ref-list>
</back>
```

4b. Parenthetical Referencing System

`<x-ref>` tags should again be used to indicate references. However, rather than simply containing consecutive endnote numbers, you should instead enter a partial reference, e.g. (Schofield, 1990, p. 43) at the relevant point in the main text. (The Parenthetical System has the distinct advantage of requiring you to enter only one bibliographic note per source, therefore significantly reducing the amount of time spent encoding each article.) Your bibliography should be arranged in alphabetical order, by author's surname. You may wish to consult a [sample article](#) using the Parenthetical System, and the [original XML](#) for further guidance.

The `<x-ref>` 'rid' (e.g. the B2 in `<xref ref-type="bibr" rid="B2">2</xref>`) must refer to the correct bibliographic entry at the end of the paper. Please ensure that your opening and closing parentheses are outside the `<x-ref>` tags, as this will invalidate the file, e.g.:

```
(<ref id="B1">Bowring, 1838-1843</ref>)
```

In the case of citing multiple sources, the relevant `<xref>` tags should be entered in the same parentheses, e.g.:

```
(
<ref id="B1">Bowring, 1838-1843</ref>;
<ref id="B3">Rosen, 1983</ref>
)
```

By way of example, below are the same two paragraphs as in Section 4a, but using the Parenthetical System.

```
<body>
  <p>
    Bentham does appear to glory in the scope which detention in a Poor Panopticon gives its governor to break down and recast entire personalities. He can plausibly be presented as anticipating Skinner's box, and filling it with, to use his own expression, 'that part of the national livestock which has no feathers to it and walks on two legs', (<xref ref-type="bibr" rid="B1">Bowring, 1838-1843</xref>) instead of rats.
  </p>
  <p>
    The revisionist response to these indictments is to call in evidence Bentham's mature constitutional theory, a theory that is rather less concerned with the insidious exercise of unseen power than with the supervision, control, and limitation of power, precisely by means of the exposure of its every exercise to the evaluation and censure of those over whom it is exercised (<xref ref-type="bibr" rid="B2">Rosen, 1983</xref>; <xref ref-type="bibr" rid="B3">Rosen, 1983</xref>).
```

[rid="B3">Rosen, 1992</xref>](#); [<xref ref-type="bibr" rid="B4">Schofield, 1990</xref>](#); [<xref ref-type="bibr" rid="B5">Schofield, 1991-1992</xref>](#)).

<p>
</body>

Bibliography

<back>

<ref-list>

<ref id="B1">

<label>Bowring, 1838-1843</label>

<element-citation publication-type="book">

<person-group person-group-type="editor">

<name>

<surname>Bowring</surname>

<given-names>J.</given-names>

</name>

</person-group>

<source>The Works of Jeremy Bentham, edited under the Superintendence of John
Bowring, 11 vols</source>

<publisher-loc>Edinburgh</publisher-loc>

<year>1838-43</year>

</element-citation>

</ref>

<ref id="B2">

<label>Rosen, 1983</label>

<element-citation publication-type="book">

<person-group person-group-type="author">

<name>

<surname>Rosen</surname>

<given-names>F.</given-names>

</name>

</person-group>

<source> Jeremy Bentham and Representative Democracy: A Study of the Constitutional
Code, </source>

<publisher-loc>Oxford</publisher-loc>

<year>1983</year>;

</element-citation>

</ref>

<ref id="B3">

<label>Rosen, 1992</label>

<element-citation publication-type="book">

<person-group person-group-type="author">

<name>

<surname>Rosen</surname>

<given-names>F.</given-names>

</name>

</person-group>

<source> Bentham, Byron and Greece, </source>

<publisher-loc>Oxford</publisher-loc>

<year>1992</year>

</element-citation>

</ref>

<ref id="B4">

<label>Schofield, 1990</label>

<element-citation publication-type="journal">

<person-group person-group-type="author">

<name>

<surname>Schofield</surname>,

<given-names> T.P. </given-names>,

```

        </name>
    </person-group>
<chapter-title> Bentham on Public Opinion and the Press </chapter-title>, in
<person-group person-group-type="editor">
<name>
<surname>Kingsford-Smith,</surname>
<given-names>D.</given-names>
</name> and
<name>
<surname>Oliver,</surname>
<given-names>D.</given-names>,
</name>
</person-group>
    <source> Economical With the Truth </source>
<publisher-loc>Oxford</publisher-loc>
    <year> 1990 </year>
</element-citation>
</ref>
<ref id="B5">
    <label>Schofield, 1991-92</label>
<element-citation publication-type="journal">
    <person-group person-group-type="author">
        <name>
            <surname>Schofield</surname>
            <given-names> T.P. </given-names>
        </name>
    </person-group>
    <article-title> The Constitutional Code of Jeremy Bentham </article-title>
    <source> King's College Law Journal </source>
    <year> 1991-92 </year>
    <volume> ii. </volume>
    <fpage>40</fpage>-
    <lpage> 46 </lpage>
</element-citation>
</ref>
</ref-list>
</back>
```

5. Reference templates

Below are templates for encoding references to books, journal articles, chapters in books, and webpages. The tag library does not account for the referencing of archival material manuscripts, and so an attempt has been made to create a template which allows for references to such material to be encoded. Further alterations and additions will be required so that manuscripts can be satisfactorily referenced though, of course, not all departments will need to encode manuscripts.

5a. Books

```

<ref>
<ref id="B1">
    <label><!--endnote no.--></label>

<element-citation publication-type="book">
<person-group person-group-type="author">
<name>
<surname><!--Surname --></surname>
<given-names><!--Given name(s). Add further surname and given name tags below if more than one
author --></given-names>
</name>
<source><!-- book title --></source>
<publisher-loc><!--publisher location --></publisher-loc>
```

```
<publisher-name><!-- name of publisher--></publisher-name>  
<year><!--Year of publication --></year>  
<page-range><!--pages actually cited for this reference--></page-range>  
</element-citation>  
</ref>
```

5b. Journal articles

```
<ref id="B1">  
  <label><!--endnote no.--></label>  
  <element-citation publication-type="journal">  
    <person-group person-group-type="author">  
      <name>  
        <surname><!--Surname--></surname>,  
        <given-names><!--Forenames If more than one author, add further surname and  
given name tags in subsequent lines--></given-names>,  
      </name>  
    </person-group>  
    <article-title><!--title of article--></article-title>,  
    <source><!--i.e. journal title--></source>,  
    <year><!--year of p ublication--></year>,  
    <volume><!--volume of journal--></volume>,  
    <issue><!--issue in above volume--></issue>,  
    <fpage><!--first page number--></fpage>,  
    <lpage><!--last page number--></lpage>,  
    <page-range><!--pages actually cited for this reference--></page-range>.  
  </element-citation>  
</ref>
```

5c. Chapters in edited books

```
<ref>  
<ref id="B1">  
  <label><!--endnote no.--></label>  
  <element-citation publication-type="book">  
    <person-group person-group-type="author">  
      <name>  
        <surname><!--Surname--></surname>,  
        <given-names><!--Forenames If more than one author, add further surname and  
given name tags in subsequent lines--></given-names>,  
      </name>  
    </person-group>  
    <chapter-title><!--title of article--></chapter-title>, in  
  <person-group person-group-type="editor">  
    <surname><!--Editor surname --></surname>  
    <given-names><!-- Editor given names. If more than one editor, add further surname and given name  
tags in subsequent lines--></given-names>  
  </person-group>  
    <source><!--Title of book--></source>,  
    <publisher-loc><!--Place of publication--></publisher loc>,  
    <publisher-name><!--Name of publisher--></publisher-name>,  
    <year><!--year of publication--></year>,  
    <fpage><!--first page number--></fpage>,  
    <lpage><!--last page number--></lpage>,  
    <page-range><!--pages actually cited for this reference--></page-range>.  
  </element-citation>  
</ref>
```

5d. Web addresses

```
<ref>  
<ref id="B1">  
  <label><!--endnote no.--></label>
```

```
<element-citation publication-type="webpage">  
<source><!--Title of article on wepage--></source>  
<publisher-name><!--Organisation which runs the webpage --></publisher-name>  
<date-in-citation content-type="access-date"><!--Date on which the webpage was accessed--></date-  
in-citation>  
<comment>Available from:  
<uri><!--web address--></uri>  
</comment>  
</element-citation>  
</ref>
```

5e. Manuscripts

```
<ref>  
<ref id="B1">  
  <label><!--endnote no.--></label>  
<element-citation publication-type="manuscript">  
  <person-group person-group-type="author">  
    <name>  
      <surname><!--Surname--></surname>,  
      <given-names><!--Forenames. If this is a letter, add 'to' after the closing of the given  
names tag, and then surname and given name tags for the recipient--></given-names>,  
</person-group>  
<manuscript-title>  
<!--May be the name of a work, and manuscript series-->  
</manuscript-title>  
<source>  
<!--Manuscript collection, e.g. 'Bentham Papers-->  
</source>  
<archive-name><!--name of archive, e.g. 'Tasmanian Archive and Heritage Office', or 'UCL Special  
Collections'-->  
</archive-name>  
<archive-loc>  
<!--Location of the archive-->  
</archive-loc>  
</element-citation>  
</ref>
```

Appendix B

Draft guidelines for the customisation of OJS within the UCL EPICURE infrastructure

1. Using OJS

This brief guide is designed to introduce you to the basics of using *OJS* in conjunction with UCL Discovery, as an EPICURE journal. You can view the EPICURE pilot publication, the *Journal of Bentham Studies* [here](#).

During EPICURE, we did not use the full *OJS* functionality, which includes the online submission and reviewing of papers through the system. For full details on how to use these features, should you wish to do so, please consult the *OJS* user guide, currently at version 2.3.3. This can be viewed as a [webpage](#), or downloaded as a [PDF](#).

Nor have we uploaded the final article PDFs to *OJS*, as this would duplicate the download statistics for the papers stored in UCL Discovery; instead, we redirect readers to Discovery, as will be detailed below. This guide is, then, something of a shortcut around the full *OJS* uploading process.

To carry out all of these processes, your user account should be set up to have 'Journal Manager', 'Editor', and 'Author' privileges. You will need to be a 'Journal Manager' in the first instance to do this:

- Click on 'User Home', then 'Journal Manager'
- Under the 'Users' heading, click 'Enroll a User from this Site in this Journal'
- Click on the box next to your username, and from the drop-down menu entitled 'Enroll User As', select the desired role
- Then click 'Enroll Selected Users'

Repeat as necessary, until you have the required privileges.

2. Customising OJS

All of these customisations are accessed by clicking on 'User Home', then 'Journal Manager'. Feel free to explore the various options, but the most important menus are discussed below.

2.1 Management Pages

Journal Sections

Depending on the type of journal you are running, it will have various sections (e.g. an editorial introduction, articles, book reviews, announcements). You will find it easier to add material to volumes if you create these sections to begin with.

- Click 'Create Section', and give it a title and abbreviation
- Note the 'Do Not Require Abstracts' box – uncheck this if you do not want this section to insist on abstracts. When you come later to add an article, the system will refuse to progress later if you do not provide an abstract in that particular section.

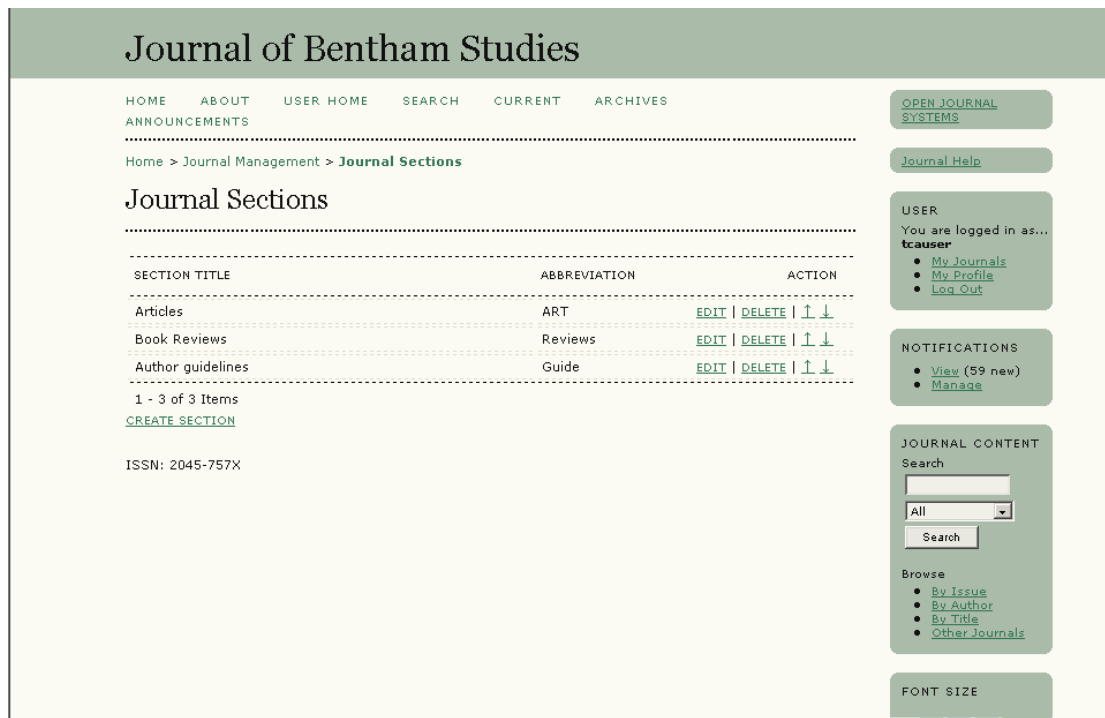


Fig. 1: *Journal of Bentham Studies* sections

2.2 Setup

This menu contains five sub-menus, which will be important in customising how your journal looks.

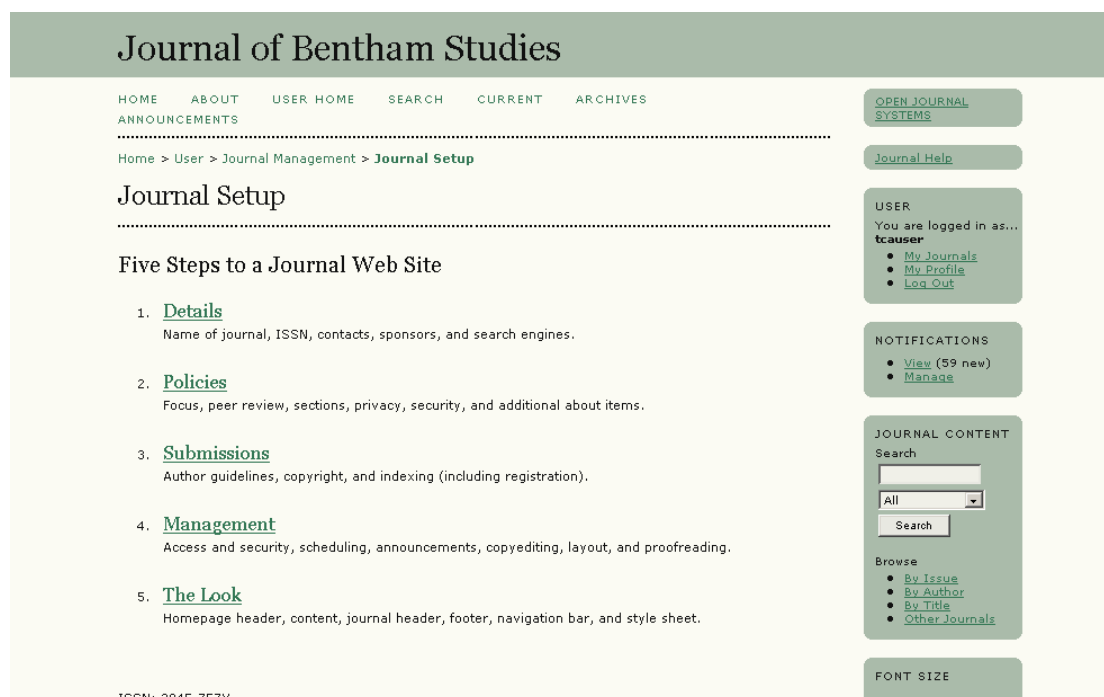


Fig. 2: Journal setup menu

- **Details:** includes the basic information about the journal, including ISSN, editorial and technical contact details, publisher, and sponsoring organisations.
- **Policies:** is most relevant to those journals wishing to use OJS for the submission and review process, though you may find it helpful to complete the fields for 'Focus and Scope of the Journal', and to detail your peer review policy.

- **Guiding Submissions:** is, again, for those journals wanting to use the whole *OJS* functionality. However, it may be useful to complete these fields, particularly that for the copyright notice. It may be worthwhile checking the boxes for authorial indexing (since the editors will do this anyway), and to register the journal for metadata harvesting for increased visibility.
- **Management:** little of this will be of relevance, other than security and access settings. You may wish to request that users register with your journal in order to access content, though we would advise against it. The rest is for customising the various editorial roles.
- **The Look:** which will be of importance. From here you can customise the header, add an image for the front page, describe the ambit of the journal and set up the layout.

2.3 System Plugins

This menu offers a great deal of scope for customisation. Please do not attempt to install new plugins unless you are confident in what you are doing, or contact the Library IT department to discuss your requirements.

Generic plugins

- **Rounded Corners:** adds a rounded corner effect to the various menu sidebars (see the *JBS* page for an example of how this looks).
- **Google Analytics Plugin:** an important method of keeping a track of and analysing your site statistics. To activate this plugin, create a [Google Analytics account](#), and you will be provided with a code with the format 'UA-xxxxxxx-x'. This should be pasted into the 'Account number' field, the 'new tracking code (ga.js)' field checked. It can take up to 24 hours for Analytics to begin collating data, so do not panic if nothing shows up immediately in the Analytics dashboard.
- **phpMyVisites Plugin:** is another web analytics programme. Due to being unable to install new programmes on WTS machines, this has not been tested during the EPICURE project.
- **Books for Review:** for if you have an active book review section

2.4 Adding Articles to OJS

As the actual article will be added to UCL Discovery, creating a volume is fairly simple (providing you have created the various journal sections, as detailed above).

The screenshot shows the 'Journal of Bentham Studies' submission interface. At the top, there is a navigation menu with links for HOME, ABOUT, USER HOME, SEARCH, CURRENT, and ARCHIVES. Below this is an 'ANNOUNCEMENTS' section. The main content area is titled 'Step 1. Starting the Submission' and includes a progress indicator: '1. START 2. UPLOAD SUBMISSION 3. ENTER METADATA 4. UPLOAD SUPPLEMENTARY FILES 5. CONFIRMATION'. A 'Journal Section' dropdown menu is present, with a placeholder text 'Please select a section...'. Below this is a 'Journal's Privacy Statement' section, followed by a 'Comments for the Editor' text area. On the right side, there is a sidebar with several sections: 'OPEN JOURNAL SYSTEMS', 'Journal Help', 'USER' (logged in as tcasuser), 'NOTIFICATIONS', 'JOURNAL CONTENT' search, and 'FONT SIZE'.

Fig. 3: OJS submission process, step 1

2.4.1

- Click on 'User Home', and then 'Author'

- Click 'Start New Submission'
- Select the required section into which the article will go, from the drop-down menu
- There may be six-or-so tick boxes which authors are required to check. These are only of use if you are using the submission and refereeing facilities. Simply tick them all.
- Click 'Save and Continue'

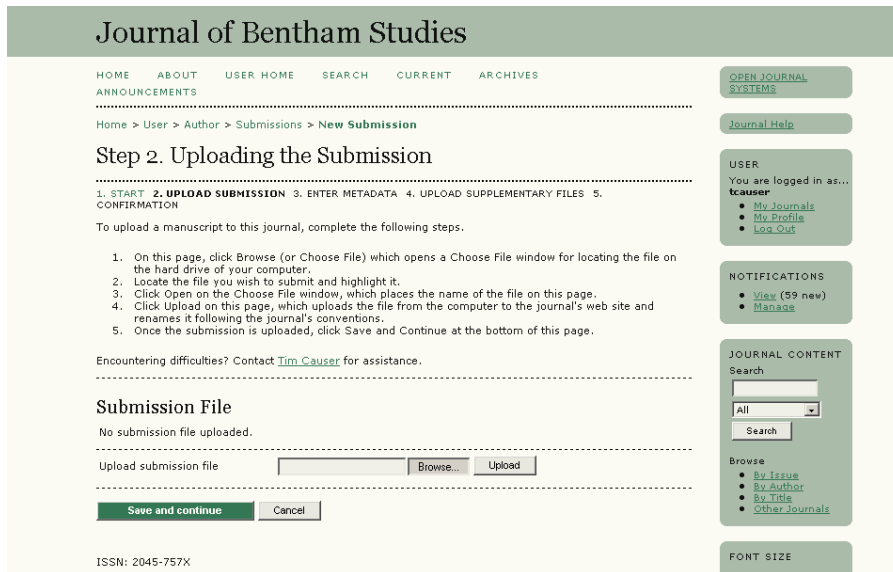


Fig. 4: OJS submission process, step 2

2.4.2

- We are not uploading a file, so simply click 'Save and Continue'. You will be asked if you wish to continue without uploading anything, so click 'OK'.

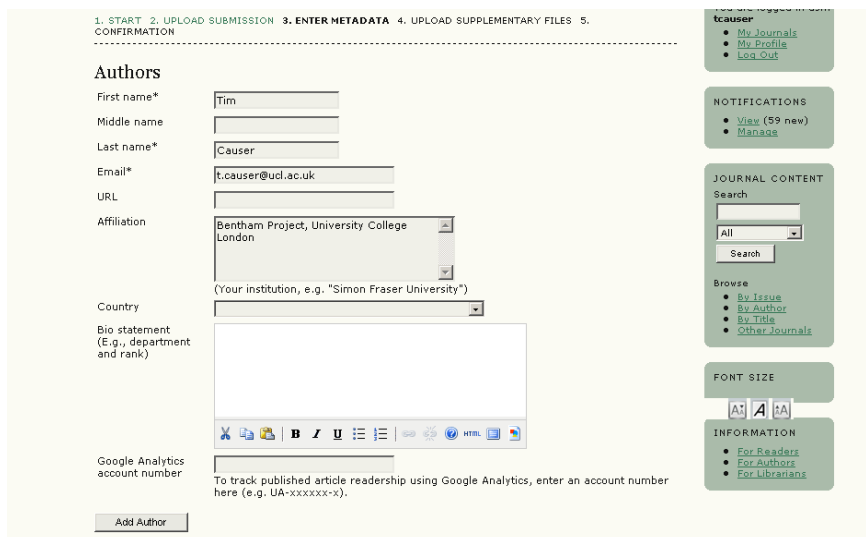


Fig. 5: OJS submission process, step 3a

2.4.3

- Fill in the author's name, affiliation, and biographical statement (if required).
- Ensure that the email address is YOURS, or a journal address. Do not put the author's email address in this field – this process is independent of their input. If you include the author's email address they will be sent a notification, and you will then no doubt receive confused enquiries.

Add Author

Title and Abstract

Title*

Abstract here.

This paper examines the convict system in transportation-era Van Diemen's Land (1803-1853), where following reforms instituted by Lieutenant-Governor George Arthur in the late 1820s, prisoners transported to the colony were observed and controlled by an elaborate and extensive paper network. Each convict had a 'conduct record', on which was recorded the crime for which they were transported, their own statement, and a physical description down to the colour of their eyes. This record also aggregated the various other documents generated regarding the said convict, including their movement around Van Diemen's Land, any offences they may have committed, and their path towards freedom. This"/>

Indexing

Language
English=en; French=fr; Spanish=es. [Additional codes](#).

Supporting Agencies

Identify agencies that provided funding or support for the work presented in this submission.

Agencies

Fig. 6: OJS submission process, step 3b

2.4.4.

- Give the title of the paper, and an abstract. Before the abstract proper, add a brief statement linking out to the UCL Discovery record, as in Fig. 6.
- Click 'Save and Continue'.

Journal of Bentham Studies

HOME ABOUT USER HOME SEARCH CURRENT ARCHIVES

ANNOUNCEMENTS

Home > User > Author > Submissions > **New Submission**

Step 4. Uploading Supplementary Files

1. START 2. UPLOAD SUBMISSION 3. ENTER METADATA 4. **UPLOAD SUPPLEMENTARY FILES** 5. CONFIRMATION

This optional step allows Supplementary Files to be added to a submission. The files, which can be in any format, might include (a) research instruments, (b) data sets, which comply with the terms of the study's research ethics review, (c) sources that otherwise would be unavailable to readers, (d) figures and tables that cannot be integrated into the text itself, or other materials that add to the contribution of the work.

ID	TITLE	ORIGINAL FILE NAME	DATE UPLOADED	ACTION
<i>No supplementary files have been added to this submission.</i>				

Upload supplementary file

ISSN: 2045-757X

OPEN JOURNAL SYSTEMS

Journal Help

USER
You are logged in as... tcauser
• [My Journals](#)
• [My Profile](#)
• [Log Out](#)

NOTIFICATIONS
• [View \(59 new\)](#)
• [Manage](#)

JOURNAL CONTENT Search

All

Browse
• [By Issue](#)
• [By Author](#)
• [By Title](#)
• [Other Journals](#)

FONT SIZE

Fig. 7: OJS submission process, step 4

2.4.5

- Simply click 'Save and Continue'

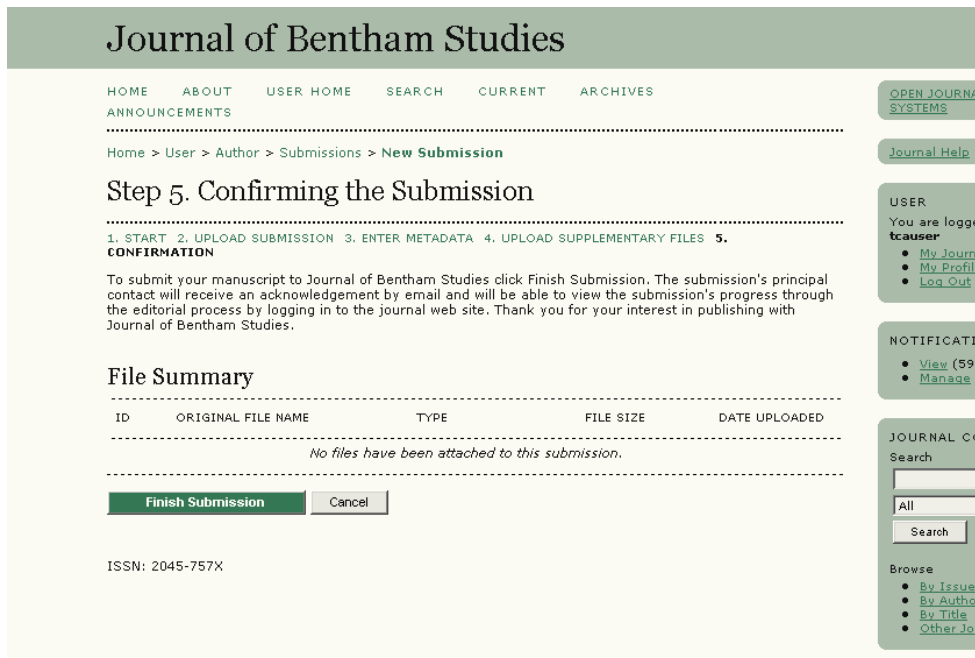


Fig. 8: OJS submission process, step 5

2.4.6

- Simply click 'Finish Submission'. The article has now entered the editorial process, and you should receive an automated email notification.
- Click 'User Home', and then 'Editor'

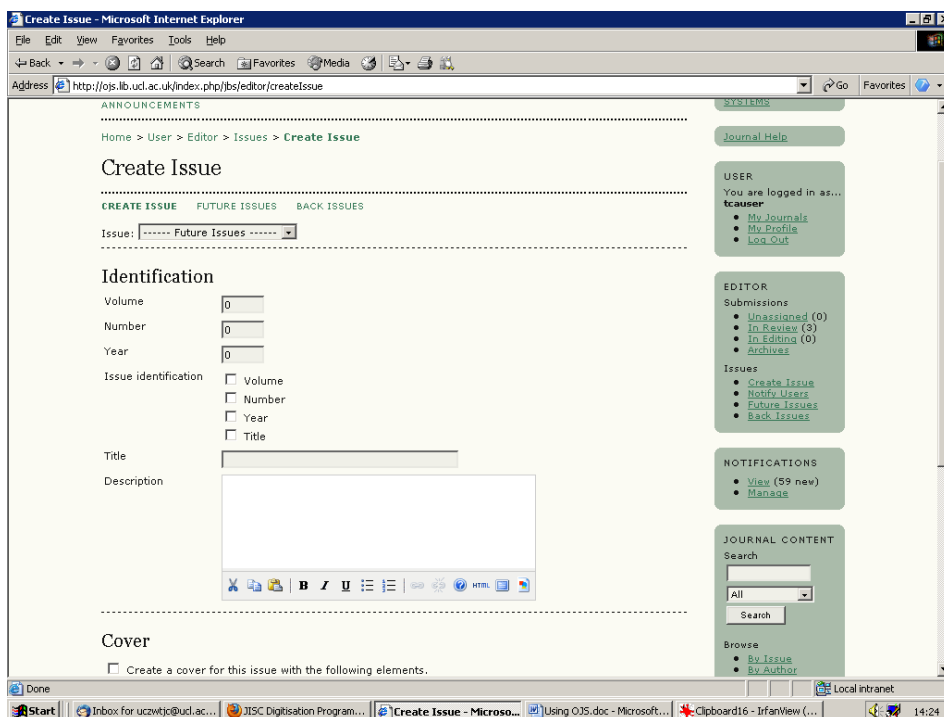


Fig. 9: Creating a volume of your journal in OJS

2.4.7

- Enter the volume number and, if required, an issue number. To display the volume number, issue number, year and title, check the relevant boxes as required.
- A virtual 'cover' can be created for each issue. For an example, see the [Journal of the Association for the Study of Australian Literature](#), and for more details on how to do so, see the OJS instructions.
- Click 'Save' when you are done to create the volume/issue

The screenshot shows the 'Journal of Bentham Studies' OJS interface. At the top, there is a navigation menu with links for HOME, ABOUT, USER HOME, SEARCH, CURRENT, and ARCHIVES. Below this is a breadcrumb trail: Home > User > Editor > Submissions > Unassigned. The main heading is 'Unassigned'. There are tabs for UNASSIGNED, IN REVIEW, IN EDITING, and ARCHIVES. Below the tabs, there are filters for 'Assigned To: All Editors' and 'In Section: All Sections'. There are also search filters for 'Title' (contains), 'Submitted' (between), and a 'Search' button. A table of submissions is displayed with columns for ID, MM-DD, SUBMIT, SEC, AUTHORS, and TITLE. One submission is listed with ID 70, MM-DD 10-11, SEC ART, and AUTHOR Causer. The title is 'BENTHAM AND THE VAN DIEMONIAN CONVICT SYSTEM'. Below the table, it says '1 - 1 of 1 Items' and 'ISSN: 2045-757X'.

Fig 10: OJS Editorial process, step 1

2.4.8.

- Under 'Submissions', click 'Unassigned. This will bring up the article – or list of articles – needing to be completed.
- Click the title of the article you wish to complete.

The screenshot shows the 'Summary' page for submission #70. At the top, there is a navigation menu with links for HOME, ABOUT, USER HOME, SEARCH, CURRENT, and ARCHIVES. Below this is a breadcrumb trail: Home > User > Editor > Submissions > #70 > Summary. The main heading is '#70 Summary'. Below the heading are tabs for SUMMARY, REVIEW, EDITING, HISTORY, and REFERENCES. The 'Submission' section contains the following information: Authors: Tim Causer; Title: Bentham and the Van Diemonian Convict System; Original file: None; Supp. files: None; Submitter: Tim Causer; Date submitted: 2011-10-11; Section: Articles. There is a 'Change to' dropdown menu set to 'Articles' and a 'Record' button. Below this is the 'Editors' section, which shows 'None assigned' and a 'Record' button. There are also links for 'ADD SECTION EDITOR', 'ADD EDITOR', and 'ADD SELF'. The 'Status' section shows 'Awaiting assignment' and a link for 'REJECT AND ARCHIVE SUBMISSION'.

Fig. 11: OJS editorial process, step 2

2.4.9.

- Click 'Add Self'.
- If you see an error in the author's name or the abstract field, you can scroll down and click 'Edit Metadata' to correct it.
- Click the 'Editing' Tab

The screenshot shows the 'Editing' page for submission #70. At the top, there is a navigation menu with links for HOME, ABOUT, USER HOME, SEARCH, CURRENT, and ARCHIVES. Below this is a breadcrumb trail: Home > User > Editor > Submissions > #70 > Editing. The main heading is '#70 Editing'. Below the heading are tabs for SUMMARY, REVIEW, EDITING, HISTORY, and REFERENCES. The 'Submission' section contains the following information: Authors: Tim Causer; Title: Bentham and the Van Diemonian Convict System; Section: Articles; Editor: Tim Causer. Below this is the 'Copyediting' section, which has a table with columns for REQUEST, UNDERWAY, COMPLETE, and ACKNOWLEDGE. The table has three rows: 1. Initial Copyedit (N/A, COMPLETE, N/A), 2. Author Copyedit (checkbox, -, -, checkbox), and 3. Final Copyedit (checkbox, COMPLETE, N/A). Below the table is a 'Scheduling' section with a dropdown menu for 'Schedule for publication in' and a 'Record' button. The dropdown menu is open, showing a list of volumes: Vol 13 (2011), Vol 12 (2010), Vol 11 (2009), Vol 10 (2008), Vol 9 (2007), Vol 8 (2006), and Vol 7 (2004). There are also 'Browse...' and 'Upload' buttons.

Fig. 12: OJS editorial process, step 3

2.4.10.

- Under 'Scheduling', select the issue to which the article should belong, and click 'Record'.

- The article will now show up as live in that volume.



Fig. 13: Article showing live on OJS

To add further files, simply repeat the above steps, adding a new volume/issue as and when required

3.1 Uploading a non-UCL Discovery file

There may be occasions on which it is necessary to upload PDF documents to the system which are not suitable for hosting in UCL Discovery. Such documents may include guidelines for contributors or a call for papers. To upload such a document,

3.1.2

- Follow steps 2.4.1 to 2.4.6, and 2.4.8 to 2.4.12.
- On the same page in which you assign an article to a particular volume/issue, scroll down to 'Layout', and check the circle beside 'Galley'.
- Click 'Browse', then find the document on your computer which you wish to upload. Click 'upload'.
- On the next page, click 'Save'.
- The PDF will now be downloadable from that volume/issue.
- Repeat as necessary.

Copyediting

	REQUEST	UNDERWAY	COMPLETE	ACKNOWLEDGE
1. Initial Copyedit		N/A	COMPLETE	N/A
File: Request email cannot be sent until file is selected for copyediting in Editor Decision, Review page.				
2. Author Copyedit	<input type="button" value="E"/>	—	—	<input type="button" value="E"/>
File:				
3. Final Copyedit		N/A	COMPLETE	N/A
File:				

Upload file to Step 1, Step 2, or Step 3

Copyedit Comments [COPYEDIT INSTRUCTIONS](#)

Scheduling

Schedule for publication in

Layout

	REQUEST	UNDERWAY	COMPLETE	ACKNOWLEDGE
Layout Version	N/A	N/A	N/A	N/A
File: None (Upload final copyedit version as Layout Version prior to sending request)				
Galley Format	FILE		ORDER	ACTION
1. PDF VIEW PROOF	68-6-1-PB.PDF	2011-10-03	↑ ↓	EDIT DELETE 0
Supplementary Files	FILE		ORDER	ACTION
None				

Upload file to Layout Version, Galley, Supp. files

Layout Comments

Fig. 14: Adding a PDF document in OJS

Journal of Bentham Studies

HOME ABOUT USER HOME SEARCH CURRENT ARCHIVES

ANNOUNCEMENTS

Home > Current > **Vol 13 (2011)**

Vol 13 (2011)

Table of Contents

Articles

[Bentham and Birth Control: The Misreading](#)
David Stack

Author guidelines

Author guidelines [PDF](#)
Tim Causer

ISSN: 2045-757X

Fig. 15: a downloadable PDF in OJS