

Highly Regioselective Synthesis of Substituted Isoindolinones *via* Ruthenium-Catalyzed Alkyne Cyclotrimerizations

Robert W. Foster,^a Christopher J. Tame,^b Helen C. Hailes,^a and Tom D. Sheppard^{a,*}

^a Department of Chemistry, University College London, Christopher Ingold Laboratories, London, WC1H 0AJ, U.K.

Fax: (+44)-(0)20-7679-7463; phone: (+44)-(0)20-7679-2467; e-mail: tom.sheppard@ucl.ac.uk

^b GlaxoSmithKline, Medicines Research Centre, Gunnels Wood Road, Stevenage, Hertfordshire, SG12NY, U.K.

Received: January 21, 2013; Revised: May 23, 2013; Published online: August 12, 2013

Supporting information for this article is available on the WWW under <http://dx.doi.org/10.1002/adsc.201300055>.

© 2013 The authors. Published by Wiley-VCH Verlag GmbH & Co. KGaA. This is an open access article under the terms of the Creative Commons Attribution Licence, which permits use, distribution and reproduction in any medium provided the original work is properly cited.

Abstract: (Cyclooctadiene)(pentamethylcyclopentadiene)ruthenium chloride [Cp**RuCl(cod)*] has been used to catalyze the regioselective cyclization of amide-tethered diynes with monosubstituted alkynes to give polysubstituted isoindolinones. Notably, the presence of a trimethylsilyl group on the diyne generally led to complete control over the regioselectivity of the alkyne cyclotrimerization. The cyclization reaction worked well in a sustainable non-chlorinat-

ed solvent and was tolerant of moisture. The optimized conditions were effective with a diverse range of alkynes and diynes. The 7-silylisoindolinone products could be halogenated, protodesilylated or ring opened to access a range of usefully functionalized products.

Keywords: alkynes; amide tether; cyclotrimerization; isoindolinones; ruthenium; trimethylsilyl group

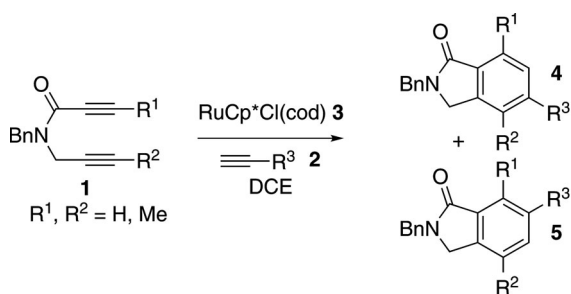
Introduction

Substituted isoindolinones have recently generated considerable interest because of their diverse biological activities, including the inhibition of angiogenesis,^[1] tumour necrosis factor production,^[2] MDM2-p53 protein-protein interactions,^[3] hypoxia-inducible factor-1 α ^[4] and histone deacetylase.^[5] The majority of existing protocols for isoindolinone synthesis require the construction of a γ -lactam adjacent to a preformed aromatic core.^[6] Recent examples include the one-pot transformation of 2-halobenzaldimines into chiral 3-substituted isoindolinones and the Ni-mediated cyclization of *N*-benzoyl amins in the presence of a stoichiometric Lewis acid.^[7,8] However, the inevitable limitation of these approaches is the accessibility of the arene starting material itself. The synthesis of polysubstituted arenes is often non-trivial, frequently requiring numerous steps, the use of protecting group strategies and/or functional group interconversions.

The transition metal-catalyzed [2+2+2]cyclotrimerization of alkynes is emerging as an elegant, atom efficient and convergent approach to the synthesis of highly substituted arenes.^[9] The strategy allows for

the regioselective synthesis of compounds that would be extremely difficult to make *via* traditional aromatic chemistry. The regioselectivity of a cyclotrimerization is normally controlled by tethering two or three of the alkyne components together, so this strategy is best suited to the synthesis of bicyclic and tricyclic ring systems. This allows for the assembly of substituted multiple-ring aromatic compounds from alkyne precursors in a single step.

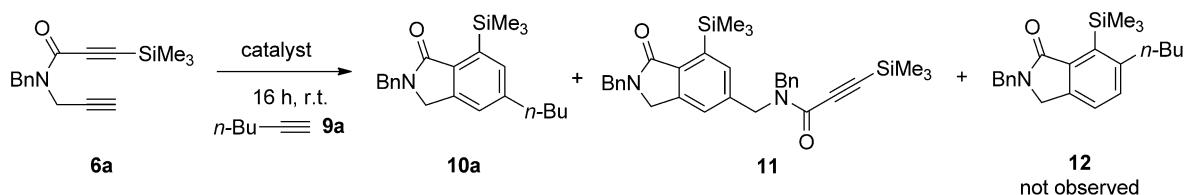
Yamamoto and co-workers have previously recognized the potential of alkyne cyclotrimerizations for the synthesis of isoindolinones bearing substituents on the aromatic ring.^[10] They reported the cyclization of amide-tethered diynes **1** with monoynes **2** using Cp**RuCl(cod)* **3** as the catalyst to give regioisomeric isoindolinones **4** and **5** (Scheme 1). In general the regioselectivity of the cyclotrimerization was poor to moderate, with the exception of a single example bearing a methyl group at R¹. In addition, a significant limitation of this method is the use of 1,2-dichloroethane (DCE) as solvent, a substance which is potentially detrimental to human health and is generally avoided within industry.^[11]



Scheme 1. Isoindolinone synthesis as reported by Yamamoto and co-workers.^[10]

The aim of this study was to explore the regioselective synthesis of polysubstituted isoindolinones using more industrially viable reaction conditions, to establish the general applicability of the reaction, and to develop the synthetic potential of the cyclized products. On the basis of previously reported cyclizations we envisaged that the introduction of a trimethylsilyl group at R^1 in diyne **1** would direct the regioselectivity of the cyclisation reaction effectively with a broad range of monoynes.^[10,12] The arylsilane unit present in the isoindolinone product could then be transformed using standard chemical techniques to access a variety of 7-substituted derivatives.

Table 1. Optimization of the cyclotrimerization of **6a** and **9a**.



Scheme 2. Synthesis of diynes **6a–e**.

Entry	Solvent	Equivalents of 9a	Catalyst	Catalyst loading [mol%]	Conversion ^[a,b] [%]	Ratio 10a:11 ^[a]
1	PhMe ^[c]	4	RhCl(PPh ₃) ₃	5	< 5	–
2	PhMe ^[c]	4	Co ₂ (CO) ₈	10	< 5	–
3	CH ₂ Cl ₂ ^[c]	4	Grubbs I	5	5	n.d.
4	DCE ^[c]	4	Cp* RuCl(cod) 1	1	5	n.d.
5	neat ^[d]	4	Cp* RuCl(cod) 1	1	50	3:2
6	neat ^[d]	4	Cp* RuCl(cod) 3	3	100	3:1
7	CPME	4	Cp* RuCl(cod) 3	3	100	5:1
8	CPME	4	Cp* RuCl(cod) 1	1	60	4:1
9	CPME	2	Cp* RuCl(cod) 3	3	100	2:1
10 ^[e]	CPME	4	Cp* RuCl(cod) 3	3	100	8:1
11 ^[e]	CPME	2	Cp*RuCl(cod) 3	3	100	9:1
12 ^[e]	CPME	1.1	Cp* RuCl(cod) 3	3	100	5:2
13 ^[e]	MTBE	2	Cp* RuCl(cod) 3	3	100	5:1
14 ^[e]	2-MeTHF	2	Cp* RuCl(cod) 3	3	90	5:1
15 ^[e]	CPME/10% water	2	Cp* RuCl(cod) 3	3	70	3:1
16	water	4	Cp* RuCl(cod) 3	3	30	3:1

^[a] Determined by analysis of the crude ¹H NMR spectrum.

^[b] Conversion of **6a** into **10a** and **11** (determined by crude ¹H NMR without the use of an internal standard).

^[c] Solvent dried over activated 4 Å molecular sieves and degassed.

^[d] Cp***RuCl(cod)** **3** was added to the reaction mixture at 0 °C, which was then allowed to reach room temperature.

^[e] Diyne **6a** in CPME was added dropwise over 3 h to a stirring solution of **9a** and **3** in CPME.

Results and Discussion

Diyne Synthesis

Initially several amide-tethered diynes **6** were prepared by the coupling of propargylic amines **7** with 3-(trimethylsilyl)propionic acid **8**, via the corresponding acid chloride (Scheme 2).^[13] Where necessary the corresponding amines were prepared using literature procedures.^[14–15]

Optimization

Various conditions were screened for the cyclotrimerization of diyne **6a** with 1-hexyne **9a** to form isoindolinone **10a**, and the results are summarized in Table 1. All reactions were conducted for 16 h at which point

conversion and selectivity were determined by analysis of the crude ^1H NMR spectrum.

The cyclotrimerization of diyne **6a** and alkyne **9a** was examined using four different literature procedures. Neither $\text{RhCl}(\text{PPh}_3)_3$ nor $\text{Co}_2(\text{CO})_8$ were effective in catalyzing the alkyne cyclotrimerization, with no measurable conversion of diyne **6a** (entries 1 and 2).^[16] Treating diyne **6a** with 5 mol% Grubbs' first generation catalyst and 4 equivalents of 1-hexyne **9a** in dried, degassed CH_2Cl_2 resulted in formation of the target isoindolinone **10a** with only 5% conversion (entry 3).^[17] Treating diyne **6a** with 1-hexyne **9a** and 1 mol% $\text{Cp}^*\text{RuCl}(\text{cod})$ in dried, degassed DCE also gave isoindolinone **10a**, again with 5% conversion of **6a** (entry 4).^[10] Given that the latter procedure gave a similar conversion with a lower catalyst loading, $\text{Cp}^*\text{RuCl}(\text{cod})$ was selected for subsequent optimization.

Interestingly, treating diyne **6a** with 1-hexyne **9a** and 1 mol% $\text{Cp}^*\text{RuCl}(\text{cod})$ with no solvent (neat) at 0°C gave isoindolinone **10a** with a 50% conversion (entry 5). This suggests that using DCE as a solvent for this reaction is actually detrimental. In addition to the desired isoindolinone **10a**, dimer **11** was also formed as a significant by-product.^[12]

Crucially, regioisomeric cyclotrimerization product **12** was not observed at all in the crude ^1H NMR spectrum. The reaction under neat conditions reached completion within 16 h when 3 mol% of catalyst **3** was used, and with a significant reduction in the proportion of homo-coupled product **11** produced (entry 6).

We were interested in using cyclopentyl methyl ether (CPME) as a solvent for this cyclization as it has been recently established as a safer and more environmentally benign alternative to many traditional organic solvents.^[18] As shown in entry 7, when the reaction was conducted in CPME with 3 mol% of catalyst **3**, diyne **6a** was completely consumed within 16 h and an improved selectivity for the cross-coupled product **10a** was observed. By comparison, the same reaction using only 1 mol% catalyst resulted in a comparable level of selectivity, but a lower conversion (entry 8). Reducing the number of equivalents of 1-hexyne **9a** to two resulted in the complete consumption of diyne **6a** but also a significantly increased level of homo-coupling.

In an attempt to minimise the formation of dimer **11**, diyne **6a** was added dropwise over 3 h to a stirring solution of monoyne **9a** and catalyst **3**,^[19] and this proved to be highly effective (entry 10). When using the 3-hour dropwise addition it was possible to reduce the number of equivalents of 1-hexyne **9a** from four to two with no increase in homo-coupling (entry 11). A further reduction to 1.1 equivalents of 1-hexyne **9a** did result in increased homo-coupling, but target isoindolinone **10a** was still the major product (entry 12).

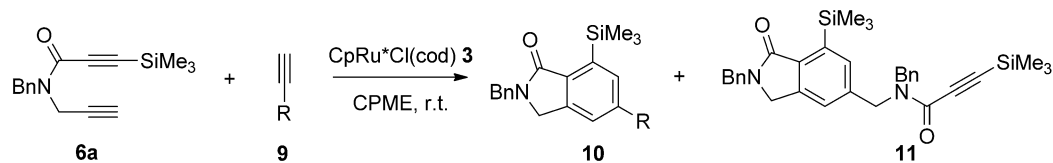
The cyclization of **6a** and **9a** was also effective when 2-MeTHF or MTBE were used as solvents, but in both cases a greater degree of homo-coupling of **6a** was observed than with CPME (entries 13 and 14). The reaction proved to be relatively water tolerant, with a significant conversion and a reasonable selectivity observed when the reaction was conducted in the presence of 10% water (entry 15). Cyclization was even observed when the reaction was conducted in water as solvent (entry 16). This is important as it could enable the extension of the reaction to aqueous conditions for reactions of water-soluble substrates.

Following the optimization study the conditions described in entry 11 were taken as the "optimized" cyclization conditions as they required a reduced excess of monoyne and minimized the formation of dimer **11**. Crucially this protocol did not require the CPME solvent to be either degassed or dried. This, together with the environmental benefits of CPME, makes this reaction a very practical method for the synthesis of isoindolinones. Dimer **11** could be readily separated from the desired product by flash column chromatography, and the optimized conditions described in entry 11 gave the target isoindolinone **10a** in 81% isolated yield (Table 2, entry 1). This reaction was also scaled up to a 500-mg scale and isoindolinone **10a** was isolated in 66% yield (428 mg product).

Monoyne Scope

The cyclization of **6a** was then examined with a variety of monoynes using the optimized conditions described above to determine how robust the reaction was for a range of different substrates. Diyne **6a** cyclized with a wide range of monoynes **9** as detailed in Table 2. Crucially, no evidence for the formation of regioisomeric isoindolinones was observed in any of the cyclization reactions. Alkyl monoynes **9a–e** cyclized efficiently with **6a** to give the corresponding isoindolinones **10a–e** in good isolated yield (entries 1–5, 66–83%). Little formation of the undesired dimer **11** was observed, except in the reaction of *tert*-butylacetylene **9b**, presumably due to high steric crowding about the monoalkyne. Carbamate **9f** cyclized with **6a** to give **10f** in reasonable yield and with modest levels of homo-coupling (entry 6).

Ether **9g** and acetal **9h** both underwent cyclotrimerization with **6a**, but with the formation of significant quantities of dimer **11**. Propargylic alcohol **9i** and methoxyacetylene **9j** both failed to cyclize with diyne **6a**, with only starting material being recovered in both cases. In addition to aliphatic monoynes, diyne **6a** cyclized effectively with a broad range of aromatic monoynes. Electron-rich (entries 12, 13, 17 and 18), electron-poor (entry 16) and sterically hindered substrates (entries 12 and 14) could all be tolerated and products

Table 2. Reaction of diyne **6a** with a selection of monoynes **9**.^[a]

Entry	Alkyne 9	3 [mol%]	Time [h]	Product 10	Yield of 10 [%] ^[b]	Ratio 10:11 ^[c]	
1		9a	3	16	10a	81	9:1
2		9b	3	16	10b	66	2:1
3		9c	3	16	10c	81	9:1
4		9d	3	16	10d	81	6:1
5		9e	3	16	10e	83	8:1
6		9f	5	24	10f	63	2:1
7		9g	3	16	10g	56	3:2
8		9h	3	24	10h	43	4:5
9		9i	3	16	–	0	–
10		9j	3	16	–	0	–
11		9k	4	24	10k	83	6:1
12		9l	3	16	10l	93	>10:1
13		9m	4	24	10m	83	6:1
14		9n	3	16	10n	80	8:1
15		9o	3	24	10o	83	5:1
16		9p	3	24	10p	79	5:1
17		9q	5	24	10q	79	6:1
18		9r	10	24	10r	79	7:1
19		9s	3	16	–	0	–
20		9t	20	24	10t	50	2:1
21		9u	3	16	10u	0	–
22		9v	5	24	10v	55	3:1

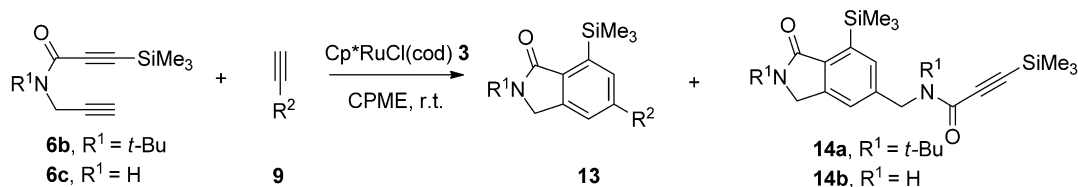
^[a] *Reaction conditions:* A solution of **6a** in CPME was added dropwise to a stirring solution of **9** and **3** in CPME over 3 h at room temperature.

^[b] Isolated yield.

^[c] Determined by the analysis of crude ^1H NMR spectra.

were isolated in good yields (79–93%) with low levels of diyne homo-coupling. For most of these examples longer reaction times (up to 24 h), and in some cases

higher catalyst loadings, were required to drive the reaction to completion. However the reactions with *ortho*-substituted arylacetylenes **9l** and **9n** reached

Table 3. Cyclizations involving diynes with different *N*-substituents.^[a]

Entry	R ¹	R ²	3 [mol%]	Time [h]	Product 13	Yield of 13 [%] ^[b]	Ratio of 13 : 14 ^[c]
1	<i>t</i> -Bu 6b	<i>n</i> -Bu 9a	3	16	13a	84	10:1
2	<i>t</i> -Bu 6b	Ph 9k	4	24	13b	89	> 10:1
3	<i>t</i> -Bu 6b	<i>o</i> -tolyl 9l	3	16	13c	94	> 10:1
4	H 6c	<i>n</i> -Bu 9a	10	24	13d	51 (90% ^[d])	2:1
5	H 6c	<i>o</i> -tolyl 9l	10	24	13e	62 (90% ^[d])	7:1

^[a] Reaction conditions: a solution of **6** in CPME was added dropwise to a stirring solution of **9** and **3** in CPME over 3 h at room temperature.

^[b] Isolated yield.

^[c] Determined by the analysis of crude ¹H NMR spectra.

^[d] Conversion of diyne **6** to **13/14** (determined by crude ¹H NMR without the use of an internal standard).

completion within 16 h with only 3 mol% of catalyst **3** (entries 12 and 14). Monoyne **9l** also cyclized with exceptionally high selectivity for the cross-coupled product **10l** over dimer **11**, whereas *ortho*-bromo alkyne **9n** gave a slightly lower selectivity. Although Yamamoto et al. have reported the [2+2+2] cycloaddition of an electron-deficient nitrile and an amide-tethered diyne to give a pyridine,^[20] in our reaction nitrile **9s** failed to cyclize with **6a** to form any product *via* reaction of either the alkyne or the nitrile (entry 19). Only a limited quantity of **11** (~10%) was formed in this reaction suggesting that **9s** may inhibit the catalyst. Heterocycle-containing alkyne **9t** cyclized effectively with **6a** to give the corresponding 2-pyridyl derivative **10t** in a moderate 50% yield (entry 20). In contrast *N*-methylimidazole **9u** failed to cyclize with **6a**, with unreacted starting material being recovered (entry 21). Alkyne **9v** cyclized with **6a** to give boramide **10v** in reasonable yield (entry 22).^[21]

Diyne Scope

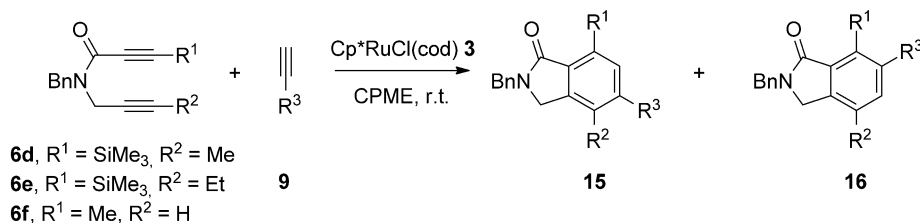
The cyclization of amide-tethered diynes bearing different *N*-substituents was examined and the results are summarized in Table 3. *N*-*t*-Bu diyne **6b** proved to be an excellent substrate for the synthesis of 5,7-substituted isoindolinones. Treatment of **6b** with 1-hexyne **9a** under the optimized reaction conditions gave isoindolinone **13a** in 84% yield with little formation of the dimer **14a** (entry 1). The cyclization of **6b** with **9k** required 4 mol% **3** and 24 h to reach completion, giving isoindolinone **13b** in 89% yield (entry 2). The reaction of **6b** with 2-ethynyltoluene **9l** proceeded in 94% yield without an elevated reaction time or an

increased loading of catalyst **3**, and also occurred with very little formation of dimer **14a** (entry 3).

The *N*-H diyne **6c** proved less effective for the synthesis of isoindolinones, with the cyclization of **6c** and 1-hexyne **9a** requiring 10 mol% Cp**RuCl*(cod) **3** and 24 h to achieve a 90% conversion of diyne **6c** (entry 4). Isoindolinone **13d** was only formed in modest yield (51%) and significant formation of dimer **14b** was observed. Under the same conditions the cyclization of 2-tolylacetylene **9l** and *N*-*H* diyne **6c** gave the desired isoindolinone **13e** in a slightly higher yield with 90% conversion. Again, the reaction with 2-ethynyltoluene **9l** proved to be unusually selective, with **13e** and **14b** formed in the ratio 7:1 (entry 5). The lack of a sterically bulky *N*-substituent is presumably responsible for both the reduced reactivity of *N*-H diyne **6c** with monoynes and the high level of diyne homo-coupling observed in these reactions.

The cyclization of amide-tethered diynes bearing different alkyne substituents was also explored (Table 4). With doubly substituted diynes **6d** and **6e**, no homo-coupling of the diyne was observed and dropwise addition of the diyne to the reaction was unnecessary (entries 1–3). With 10 mol% of Cp**RuCl*(cod), methyl-substituted diyne **6d** cyclized with 1-hexyne **9a** to form a 9:1 mixture of regioisomeric isoindolinones **15a** and **16a** (entry 1).

Ethyl-substituted diyne **6e** reacted with 1-hexyne **11a** with lower regioselectivity, giving a 2:1 mixture of isoindolinones **15b** and **16b** (entry 2). However, diyne **6e** cyclized with 2-ethynyltoluene **9l**, to give a 5:1 mixture of isoindolinones **15c** and **16c** (entry 3). Interestingly, the presence of diastereotopic benzylic protons in the ¹H NMR spectrum suggests that isoindolinone

Table 4. Cyclizations involving diynes with different alkyne substituents.^[a]

Entry	Diyne 6	R ¹	R ²	R ³	3 [mol %]	Time [h]	Isolated products	Yield of (15 + 16) [%] ^[b]	Ratio of 15 : 16 ^[c]
1	6d	SiMe ₃	Me	<i>n</i> -Bu 9a	10	24	15a/16a	69	9:1
2	6e	SiMe ₃	Et	<i>n</i> -Bu 9a	10	24	15b/16b	57	2:1
3	6e	SiMe ₃	Et	<i>o</i> -tolyl 9l	10	24	15c/16c	73	5:1
4 ^[d]	6f	Me	H	<i>n</i> -Bu 9a	3	16	15d ^[e]	85	> 20:1
5 ^[d]	6f	Me	H	<i>o</i> -tolyl 9l	3	16	15e	94	> 20:1

^[a] *Reaction conditions*: A solution of **6** in CPME was added to a stirring solution of **9** and **3** in CPME over 1 min at room temperature.

^[b] Isolated yield.

^[c] Determined by the analysis of crude ¹H NMR spectra.

^[d] Diyne **6f** in CPME was added dropwise over 3 h to a solution of **9** and **3** in CPME.

^[e] Evidence of limited homo-coupling of **6f** was observed in the crude ¹H NMR spectrum.

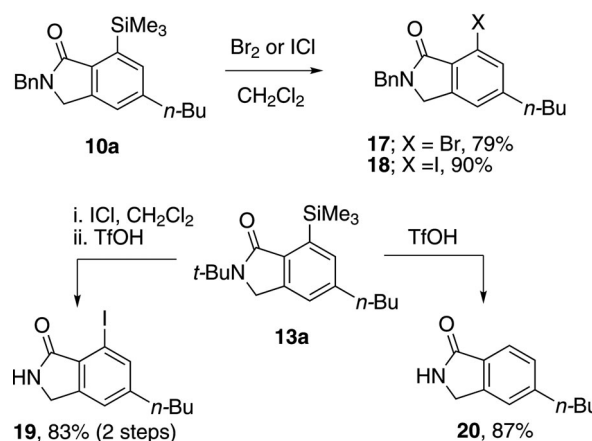
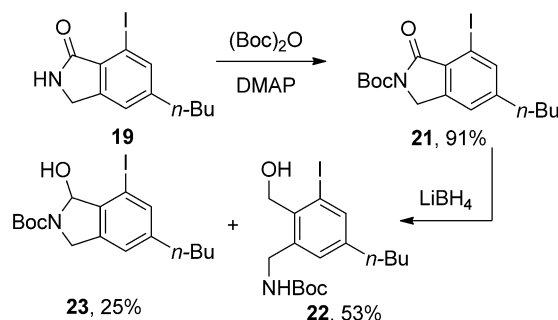
15c is a chiral molecule, presumably due to restricted rotation about the hindered biaryl unit.

The dependence of the cyclotrimerization on an SiMe₃ regiodirecting group was also investigated. Diyne **6f** with a terminal methyl substituent reacted with 1-hexyne **9a** under the optimized cyclization conditions to give isoindolinone **15d** in 85% yield (entry 4). Crucially, there was no trace of the regioisomeric isoindolinone **16d** by crude ¹H NMR. Similarly, diyne **6f** cyclized with 2-ethynyl toluene **9l** to give isoindolinone **15e** in 94% yield, with no evidence for the formation of regioisomer **16e** (entry 5).

Functional Group Manipulation of Cyclized Products

Conversion of the cyclized isoindolinone products into a number of synthetically interesting motifs was examined. Isoindolinone **10a** was converted to aryl halides **17** and **18**, in 79% and 90% yields, respectively, *via* an *ipso* substitution of the silyl group (Scheme 3).^[22] Treatment of *N*-*t*-butylisoindolinone **13a** with triflic acid resulted in a simultaneous deprotection of the lactam and protodesilylation within 30 min to give *N*-H isoindolinone **20** in good yield.^[23] Alternatively, treatment of **13a** with iodine monochloride followed by deprotection with triflic acid gave 7-iodoisoindolinone **19** in 83% yield. Thus, an *N*-*t*-Bu diyne can be used as an indirect method for the synthesis of *N*-H isoindolinones *via* this acid-mediated deprotection.

It was also possible to access a tetrasubstituted monocyclic benzene. Treatment of *N*-H isoindolinone

**Scheme 3.** Synthesis of usefully functionalized isoindolinones.**Scheme 4.** Synthesis of a tetrasubstituted benzene ring.

19 with di-*tert*-butyl dicarbonate gave *N*-Boc isoindolinone **21**, which could be reduced with lithium borohydride to form *N*-Boc protected amino alcohol **22**,

together with cyclic aminol **23**, in a combined yield of 78% (Scheme 4). The preparation of mono-cyclic substituted arenes *via* tethered alkyne cyclotrimerizations has little precedent and such systems are somewhat difficult to access *via* traditional aromatic substitution reactions, highlighting the value of this strategy.^[24]

Conclusions

In summary, we have demonstrated the regioselective synthesis of polysubstituted isoindolinones *via* the Cp*RuCl(cod)-catalyzed cyclotrimerization of amide-tethered diynes and monoynes. This cyclization is effective with a wide range of structurally diverse monoynes and was demonstrated to work with a variety of different diynes. We have also demonstrated that the cyclization products could be converted into a range of functionalized isoindolinones and a tetrasubstituted benzene derivative.

Experimental Section

Full experimental details are provided in the Supporting Information.

Cp*RuCl(cod)-Catalyzed Cyclization of a Diyne and a Monoynone

A solution of **6a** (500 mg, 1.86 mmol) in CPME (11 mL) was added dropwise over 3 h to a stirring solution of 1-hexyne **9a** (0.43 mL, 300 mg, 3.7 mmol) and Cp*RuCl(cod) (21 mg, 3 mol%) in CPME (7.7 mL) at room temperature. The reaction mixture was stirred for a further 13 h before being filtered through a silica pad, eluting with ethyl acetate. The solvent was removed under vacuum to give the crude product, which was purified by flash column chromatography (13:1 petrol:ethyl acetate) to give 2-benzyl-5-butyl-7-(trimethylsilyl)isoindolin-1-one **10a**; yield: 428 mg (1.22 mmol, 66%); $R_f=0.36$ (6:1 petrol:ethyl acetate); IR (film): $\nu_{\max}=2955$ (m, C–H), 2930 (m, C–H), 1688 (s, C=O), 1454 (m), 1409 cm^{-1} (m); $^1\text{H NMR}$ (600 MHz, DMSO- d_6): $\delta=7.34$ – 7.21 (7H, m, ArH), 4.68 (2H, s, CH_2N), 4.24 (2H, s, CH_2N), 2.60 (2H, t, $J=7.7$, ArCH_2CH_2), 1.51, (2H, m, ArCH_2CH_2), 1.26 (2H, m, CH_2CH_3), 0.83 (3H, t, $J=7.4$, CH_2CH_3), 0.34 [9H, s, $\text{Si}(\text{CH}_3)_3$]; $^{13}\text{C NMR}$ (125 MHz, DMSO- d_6): $\delta=168.5$, 144.8, 142.1, 137.7, 136.9, 134.3, 134.0, 128.6, 127.6, 127.2, 123.7, 48.9, 45.4, 35.1, 33.2, 21.8, 13.7, -0.4 ; HR-MS (EI $^+$): $m/z=351.2011$ [M] $^+$, $\text{C}_{22}\text{H}_{29}\text{ONSi}$ requires 351.2013.

Acknowledgements

This work was supported by the Engineering and Physical Sciences Research Council (Advanced Research Fellowship EP/E052789/1), together with GlaxoSmithKline (Industrial CASE Award) and the UCL PhD program in Drug Discov-

ery. We would also like to acknowledge Simon Peace (GSK) for helpful discussions.

References

- [1] F. A. Luzzio, A. V. Mayorov, S. S. W. Ng, E. A. Kruger, W. D. J. Figg, *J. Med. Chem.* **2003**, *46*, 3793–3799.
- [2] G. W. Muller, R. Chen, S. Y. Huang, L. G. Corral, L. M. Wong, R. T. Patterson, Y. Chen, G. Kaplan, D. I. Stirling, *Bioorg. Med. Chem. Lett.* **1999**, *9*, 1625–1630.
- [3] A. F. Watson, J. Liu, K. Bennaceur, C. J. Drummond, J. A. Endicott, B. T. Golding, R. J. Griffin, K. Haggerty, X. Lu, J. M. McDonnell, D. R. Newell, M. E. M. Noble, C. H. Revill, C. Riedinger, Q. Xu, Y. Zhao, J. Lunec, I. R. Hardcastle, *Bioorg. Med. Chem. Lett.* **2011**, *21*, 5916–5919.
- [4] M. Uno, H. S. Ban, H. Nakamura, *Bioorg. Med. Chem. Lett.* **2009**, *19*, 3166–3169.
- [5] S. Lee, C. Shinji, K. Ogura, M. Shimizu, S. Maeda, M. Sato, M. Yoshida, Y. Hashimoto, H. Miyachi, *Bioorg. Med. Chem. Lett.* **2007**, *17*, 4895–4900.
- [6] a) S. Das, D. Addis, L. R. Knöpke, U. Bentrup, K. Junge, A. Brückner, M. Beller, *Angew. Chem.* **2011**, *123*, 9346–9350; *Angew. Chem. Int. Ed.* **2011**, *50*, 9180–9184; b) J. W. Wrigglesworth, B. Cox, G. C. Lloyd-Jones, K. I. Booker-Milburn, *Org. Lett.* **2011**, *13*, 5326–5329; c) A. Bubar, P. Estey, M. Lawson, S. Eisler, *J. Org. Chem.* **2012**, *77*, 1572–1578; d) C. Petronzi, S. Colarile, G. Croce, R. Filosa, P. De Caprariis, A. Peduto, L. Palombi, V. Intintoli, A. Di Mola, A. Massa, *Eur. J. Org. Chem.* **2012**, 5357–5365; e) L. Shi, L. Hu, J. Wang, X. Cao, H. Gu, *Org. Lett.* **2012**, *14*, 1876–1879.
- [7] M. Fujioka, T. Morimoto, T. Tsumagari, H. Tanimoto, Y. Nishiyama, K. Kakiuchi, *J. Org. Chem.* **2012**, *77*, 2911–2923.
- [8] D. M. Shacklady-McAtee, S. Dasgupta, M. P. Watson, *Org. Lett.* **2011**, *13*, 3490–3593.
- [9] a) Y. Yamamoto, *Curr. Org. Chem.* **2005**, *9*, 503–519; b) N. Agenet, O. Buisine, F. Slowinski, V. Gandon, C. Aubert, M. Malacria, *Org. React.* **2007**, *68*, 1–302; c) W. Hess, J. Treutwein, G. Hilt, *Synthesis* **2008**, 3537–3562; d) L. Zhou, S. Li, K.-i. Kanno, T. Takahashi, *Heterocycles* **2010**, *80*, 725–738; e) P. A. Inglesby, P. A. Evans, *Chem. Soc. Rev.* **2010**, *39*, 2791–2805; f) R. Hua, M. V. A. Abrenica, P. Wang, *Curr. Org. Chem.* **2011**, *15*, 712–729; g) N. Weding, M. Hapke, *Chem. Soc. Rev.* **2011**, *40*, 4525–4538; h) G. Domínguez, J. Pérez-Castells, *Chem. Soc. Rev.* **2011**, *40*, 3430–3444; i) M. R. Shaaban, R. El-Sayed, A. H. M. Elwahy, *Tetrahedron* **2011**, *67*, 6095–6130; j) Y. Shibata, K. Tanaka, *Synthesis* **2012**, *44*, 323–350; k) D. L. J. Broere, E. Ruijter, *Synthesis* **2012**, *44*, 2639–2672.
- [10] Y. Yamamoto, K. Kinpara, T. Saigoku, H. Nishiyama, K. Itoh, *Org. Biomol. Chem.* **2004**, *2*, 1287–1294.
- [11] a) R. K. Henderson, C. Jiménez-González, D. J. C. Constable, S. R. Alston, G. G. A. Inglis, G. Fisher, J. Sherwood, S. P. Binks, A. D. Curzons, *Green Chem.* **2011**, *13*, 854–862; b) T. Laird, *Org. Process Res. Dev.* **2012**, *16*, 1–2.
- [12] Y. Yamamoto, R. Ogawa, K. Itoh, *Chem. Commun.* **2000**, 549–550.

- [13] T. Hamada, D. Suzuki, H. Urabe, F. Sato, *J. Am. Chem. Soc.* **1999**, *121*, 7342–7344.
- [14] W. Hess, J. W. Burton, *Chem. Eur. J.* **2010**, *16*, 12303–12306.
- [15] A. Nudelman, Y. Binnes, N. Shmueli-Broide, Y. Odessa, J. P. Hieble, A. C. Sulpizio, *Arch. Pharm. Pharm. Med. Chem.* **1996**, *329*, 125–132.
- [16] a) B. Witulski, T. Stengel, *Angew. Chem.* **1999**, *111*, 2521–2524; *Angew. Chem. Int. Ed.* **1999**, *38*, 2426–2430; b) B. Witulski, A. Zimmermann, *Synlett* **2002**, 1855–1859; c) B. Witulski, C. Alayrac, *Angew. Chem.* **2002**, *114*, 3415–3418; *Angew. Chem. Int. Ed.* **2002**, *41*, 3281–3284; d) C. Ester, A. Maderna, H. Pritzkow, W. Siebert, *Eur. J. Inorg. Chem.* **2000**, 1177–1184.
- [17] B. Witulski, T. Stengel, J. M. Fernández-Hernández, *Chem. Commun.* **2000**, 1965–1966.
- [18] K. Watanabe, N. Yamagiwa, Y. Torisawa, *Org. Process Res. Dev.* **2007**, *11*, 251–258.
- [19] S. Kezuka, S. Tanaka, T. Ohe, Y. Nakaya, R. Takeuchi, *J. Org. Chem.* **2006**, *71*, 543–552.
- [20] Y. Yamamoto, K. Kinpara, T. Saigoku, H. Takagashi, S. Okuda, H. Nishiyama, K. Itoh, *J. Am. Chem. Soc.* **2005**, *127*, 605–613.
- [21] L. Iannazzo, K. P. C. Vollhardt, M. Malacria, C. Aubert, V. Gandon, *Eur. J. Org. Chem.* **2011**, 3283–3292.
- [22] a) J. Clayden, L. Vallverdú, J. Clayton, M. Helliwell, *Chem. Commun.* **2008**, 561–563; b) S. L. MacNeil, M. Gray, D. G. Gusev, L. E. Briggs, V. Snieckus, *J. Org. Chem.* **2008**, *73*, 9710–9719.
- [23] G. López-Valdez, S. Oliguín-Urbe, L. D. Miranda, *Tetrahedron Lett.* **2007**, *48*, 8285–8289.
- [24] a) G. Chouraqui, M. Petit, C. Aubert, M. Malacria, *Org. Lett.* **2004**, *6*, 1519–1521; b) Y. Yamamoto, J.-I. Ishii, H. Nishiyama, K. Itoh, *J. Am. Chem. Soc.* **2004**, *126*, 3712–3713.