

Trace hydrogen in helium atmosphere white dwarfs as a possible signature of water accretion

Nicola Pietro Gentile Fusillo,^{1★} Boris T. Gänsicke,¹ Jay Farihi,² Detlev Koester,³ Matthias R. Schreiber⁴ and Anna F. Pala¹

¹*Department of Physics, University of Warwick, Coventry CV4 7AL, UK*

²*Department of Physics and Astronomy, University College London, London NW1 2PS, UK*

³*Institut für Theoretische Physik und Astrophysik, University of Kiel, D-24098 Kiel, Germany*

⁴*Institute of Physics and Astronomy, Universidad de Valparaíso, Av. Gran Bretaña 1111, Valparaíso, Chile*

Accepted 2017 February 21. Received 2017 February 20; in original form 2016 August 14

ABSTRACT

A handful of white dwarfs with helium-dominated atmospheres contain exceptionally large masses of hydrogen in their convection zones, with the metal-polluted white dwarf GD 16 being one of the earliest recognized examples. We report the discovery of a similar star: the white dwarf coincidentally named GD 17. We obtained medium-resolution spectroscopy of both GD 16 and GD 17 and calculated abundances and accretion rates of photospheric H, Mg, Ca, Ti, Fe and Ni. The metal abundance ratios indicate that the two stars recently accreted debris, which is Mg-poor compared to the composition of bulk Earth. However, unlike the metal pollutants, H never diffuses out of the atmosphere of white dwarfs and we propose that the exceptionally high atmospheric H content of GD 16 and GD 17 (2.2×10^{24} and 2.9×10^{24} g, respectively) could result from previous accretion of water bearing planetesimals. Comparing the detection of trace H and metal pollution among 729 helium atmosphere white dwarfs, we find that the presence of H is nearly twice as common in metal-polluted white dwarfs compared to their metal-free counterparts. This highly significant correlation indicates that, over the cooling age of the white dwarfs, at least some fraction of the H detected in many He atmospheres (including GD 16 and GD 17) is accreted alongside metal pollutants, where the most plausible source is water. In this scenario, water must be common in systems with rocky planetesimals.

Key words: planets and satellites: composition – stars: abundances – stars: individual: GD 16 – stars: individual: GD 17 – white dwarfs.

1 INTRODUCTION

Because of the high surface gravities ($\log g$) of white dwarfs, heavy elements sink out of their photosphere on time-scales much shorter than their cooling ages (Alcock & Illarionov 1980; Paquette et al. 1986; Dupuis et al. 1992; Koester, Provencal & Shipman 1997). This process of gravitational settling leads to stratified atmospheres with outer layers purely composed of the lightest elements, H or He. However, 25 to 50 per cent of all white dwarfs also show photospheric contamination by trace metal species (Zuckerman et al. 2003; Zuckerman et al. 2010; Barstow et al. 2014; Koester, Gänsicke & Farihi 2014). The now widely accepted explanation for the origin of these metals is the accretion of tidally disrupted planetesimals (Jura 2003; Debes, Walsh & Stark 2012; Veras et al. 2014a; Vanderburg et al. 2015).

White dwarf classification is purely based on spectroscopic appearance with the two main classes being spectra dominated by Balmer lines (called DA) and those dominated by He I absorption (called DB). In most white dwarfs, the element dominating the spectroscopic appearance (H or He) also corresponds to the main component of the star's atmosphere. In both magnitude-limited and volume-limited samples $\simeq 80$ per cent of white dwarfs have H atmospheres with the remaining $\simeq 20$ per cent having He ones (Giammichele, Bergeron & Dufour 2012; Kleinman et al. 2013).

Several detailed spectroscopic studies have shown that a significant fraction of He atmosphere white dwarfs also show H α absorption (Voss et al. 2007; Bergeron et al. 2011; Koester & Kepler 2015). In this article, we refer to these stars as He+ H white dwarfs or He+H+Z white dwarfs, if also metals are detected. Similarly, stars with no detectable H are referred to as He and He+Z white dwarfs. In contrast to metal contamination, the origin of H in He-atmosphere white dwarfs is still under discussion. Most recently Koester & Kepler (2015, from here on **KK15**) carried out a

* E-mail: n.p.gentile-fusillo@warwick.ac.uk

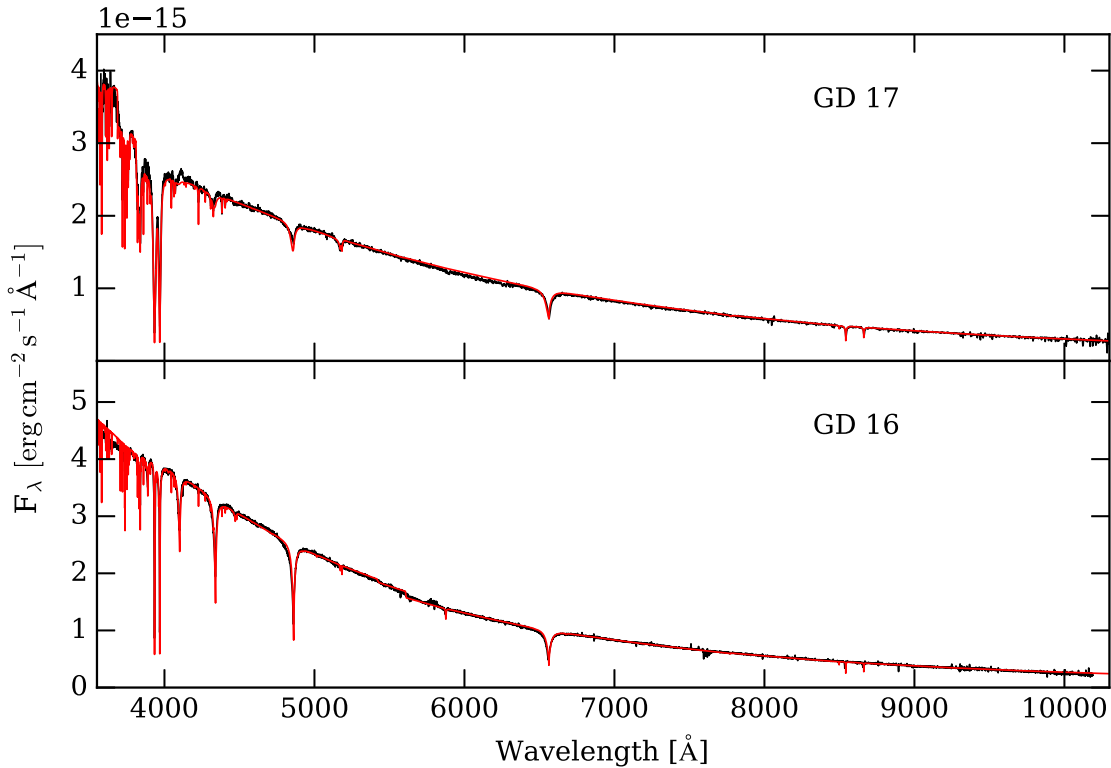


Figure 1. SDSS spectrum of GD 17 and VLT X-shooter spectrum of GD 16 (black). Model spectra using the atmospheric parameters listed in Table 1 are shown in red.

comprehensive analysis of 1107 He white dwarfs, ultimately stating that the atmospheric composition of He+H white dwarfs is most likely the result of convective mixing of a primordial H-layer. In other words, [KK15](#) argued that He+H white dwarfs begin their life with relatively thin H-layers, which get progressively diluted by the underlying He envelope, as the stars cool and develop increasingly deep convection zones.

A handful of He-atmosphere white dwarfs are known to have exceptionally high H abundance. One outstanding example is the metal-polluted white dwarf GD 16 (also known as HS0146+1847; [Koester et al. 2005](#)) which, despite showing a spectrum dominated by H absorption, has actually a He atmosphere with a large H component and metal contamination. To date, only three similar white dwarfs have been discovered, all of which are also metal polluted (GD 362, PG 1225–079 and SDSS J124231.07+522626.6, see [Kilkenny 1986](#); [Gianninas, Dufour & Bergeron 2004](#); [Kawka & Vennes 2005](#), and [Raddi et al. 2015](#)). Here, we report new spectroscopy of GD 16, and the discovery of an additional white dwarf with similar properties and name, GD 17 (also known as SDSS J014934.45 + 240046.75). We present a detailed study of the atmospheric composition of GD 16 and GD 17, and discuss the nature of the accreted material. [Farihi, Gänsicke & Koester \(2013\)](#) and [Raddi et al. \(2015\)](#) showed that the excess abundance of accreted O in GD 61 and SDSS J1242+5226 could be linked to ongoing (or recent) accretion of water-bearing planetary debris that would also explain the exceptional H content. However, H never diffuses down in the atmosphere of white dwarfs, and could, therefore, be a detectable record of past accretion episodes of water-bearing planetesimals long after the metals associated with this event have diffused out of sight. In order to explore this hypothesis, we analyse the sample of He white dwarfs examined by [KK15](#) exploring the correlation between the presence of trace H and metal pollution. Independent

of whether the currently detected accretion event is dry (e.g. [Klein et al. 2011](#); [Dufour et al. 2012](#)) or wet (e.g. [Farihi et al. 2013](#); [Raddi et al. 2015](#)), the detection of metals is an unambiguous signpost for the presence of planetary systems at these white dwarfs. We find that the incidence of H in metal-polluted white dwarfs (i.e. He+H+Z) is far higher than in their metal-free counterparts (He+H). This statistically significant result, combined with the unusual composition of GD 16 and GD 17 strongly suggests that a significant number of He+H+Z white dwarfs have acquired at least some of their atmospheric H through accretion of water-bearing planetary remnants.

2 THE PECULIAR WHITE DWARFS GD 16 AND GD 17

2.1 Observations

GD17 was first identified from the inspection of its SDSS spectrum ([SDSS Collaboration 2016](#), Fig. 1) by [Gentile Fusillo, Gänsicke & Greiss \(2015\)](#) and independently by [Kepler et al. \(2015\)](#). The SDSS spectrum does not contain any He I absorption, but the asymmetric shape of H β suggests an unusual atmospheric composition. We obtained additional optical spectra of GD 17 on 2013 September 4 at the MMT Observatory on Mt. Hopkins (AZ). The star was observed using the blue channel spectrograph facility instrument and the Echellette grating, providing simultaneous coverage over 3100–7200 Å. In practice, the bluest order has a blaze function that is difficult to correct, and therefore the shortest usable wavelength range is 3200–3300 Å. GD 17 was placed on a 1 arcsec slit for seven integrations of 1200 s each, yielding a total on-source time of 140 min. A resolving power of $R \approx 8200$ was measured from the full width at half-maximum of the O I 5577 Å sky line. The

spectrophotometric standard star BD+28 4211 was observed in a similar manner, as were HeNeAr comparison lamps for wavelength calibration.

The data were reduced manually using the `ECHELLE` package within `IRAF`. A bias frame was subtracted from each exposure, and individual, order-separated spectra were extracted from each resulting frame. No correction was made for scattered light, nor was flat-fielding performed; the available lamps produce insufficient signal in the bluest three orders. The bright standard was extracted and used as a reference to extract the arc lamp and science target, as the latter were difficult to trace in the highest and lowest orders, especially near their edges. The science target data were extracted using a median sky subtraction, variance weighting and a cleaning algorithm for outliers (e.g. cosmic rays). The extracted spectral orders for GD 17 were wavelength calibrated using the comparison lamp data, and relative flux calibration was performed by comparing the standard star observations with the spectrophotometric data base, and thereby removing the instrument response. A final spectrum for each echellette order was created through a signal-to-noise ratio (S/N) weighted average of individual spectra. A combined spectrum was obtained joining all orders together and averaging the flux in the overlapping regions.

New optical observations of GD16 were obtained at the VLT observatory on 2014 October 20 with the X-shooter spectrograph (Vernet et al. 2011) in stare mode, in photometric conditions using a 1 arcsec slit aperture for the UVB arm and 0.9 arcsec for the VIS arm. We acquired a single exposure of 1221 and 1255 s for the UVB and VIS arm, respectively (Fig. 1). Using a sky line at 8060 Å, we measure a full width at half-maximum of 1.01 Å corresponding to a resolving power of $R \approx 7980$ at this wavelength. The spectra were reduced using the standard procedures within the `REFLEX`¹ reduction tool developed by European Southern Observatory (ESO). The spectral data in the NIR arm had S/N < 5 and was thus insufficient for analysis.

2.2 Atmospheric parameters

2.2.1 GD 16

Koester et al. (2005) found that no satisfactory fit of the Balmer lines could be achieved using pure H-atmosphere models, which led to the realization that GD 16 has a He-dominated atmosphere. In cool He-rich white dwarfs line broadening of H, He and metal lines is dominated by the interactions with neutral He and surface gravity cannot be measured. Adopting a canonical $\log g = 8.0$, Koester et al. (2005) determined an effective temperature of $11\,500 \pm 350$ K. We adopt these parameters as the starting point for analysing the X-shooter spectrum of GD 16. Fixing $\log g = 8.0$, we calculated a grid of model atmospheres with T_{eff} and the Ca and H abundances as free parameters. In order to achieve a good fit, we had to adjust the line broadening parameters and assume a particularly weak neutral He to H interaction. This dramatically improves the quality of the fit compared to a pure H grid, and the best-fitting model was found for $T_{\text{eff}} = 11\,000 \pm 500$ K. However, obtaining a fully satisfactory fit has proven to be extremely challenging and our models do not correctly reproduce the profile and strength of the 5875 Å and 4472 Å He I lines and of the 4227 Å Ca I line. Adopting $T_{\text{eff}} = 11\,000$ K, we then determined photospheric abundances for H, Mg, Ca, Ti and Fe and estimated upper limits for O, Al, Si and Ni (Fig. 2; Table 1).

2.2.2 GD 17

In order to determine the effective temperature of GD 17, we relied on the available SDSS spectrum. Assuming $\log g = 8$ and accounting for the uncertainty in the SDSS calibration, the slope of the spectrum fixes T_{eff} at 8300 ± 500 K. We derived photospheric abundances for H, Mg, Ca, Ti, Fe and Ni and estimated upper limits for Al and Si from the MMT spectrum, and for O from the SDSS spectrum (using OI lines at 7774.081, 7776.300 and 7777.527 Å, Fig. 2; Table 1), using the procedure and line broadening parameters adopted above for GD 16.

2.3 Accretion rates

He-rich white dwarfs cooler than $T_{\text{eff}} \simeq 25\,000$ K develop deep convection zones (Tassoul, Fontaine & Winget 1990; Bergeron et al. 2011). Accreted elements heavier than H and He will eventually diffuse below these convection zones on time-scales that depend on several factors including the atomic weight and the convection zone depth [$q_{\text{cvz}} = \log(M_{\text{cvz}}/M^*)$, with M_{cvz} the mass of the convective layer and M^* the mass of the white dwarf]. For GD 16 and GD 17, we calculated q_{cvz} of -5.3 and -5.2 , respectively, as well as the diffusion time-scales and diffusion velocities for each detected element (Koester 2009). Assuming a steady-state accretion (i.e. balance of rate of accretion and diffusion), we then calculated their accretion rates by dividing the mass of each element by its sinking time-scale. It is important to bear in mind that these stars have deep convection zones and that the calculated accretion rates represent averages over long (~ 1 Myr) diffusion time-scales. The results of our calculations are shown in Table 2. Excluding pollutants for which we can only estimate upper limits, we calculated lower limits on the total average accretion rates of 6.2×10^7 and 4.7×10^7 g s⁻¹ for GD 16 and GD 17, respectively. Typical accretion rates of metal-polluted He white dwarfs with similar T_{eff} range between 10^7 and 10^{10} g s⁻¹, so the values calculated for GD 16 and GD 17 are relatively modest. (Girven et al. 2012; Bergfors et al. 2014; Koester et al. 2014).

In the case of GD 16, the detection of notable infrared excess (Farihi, Jura & Zuckerman 2009) strengthens the case for steady-state accretion. However, no infrared excess is detected at GD 17 (Fig. 3). This non-detection in consistent with the apparent lack of debris discs around similarly cool metal-polluted white dwarfs observed with *Spitzer* (Xu & Jura 2012; Bergfors et al. 2014). The totality of evidence suggests that many such cool stars may still have discs, but they are too tenuous to be detected (Bergfors et al. 2014). None the less, due to the lack of a detectable infrared excess at GD 17, and given the ~ 1 Myr diffusion time-scales, it is possible this star is no longer accreting.

2.4 Metal accretion and parent body composition

In addition to both having He atmospheres, but spectra dominated by Balmer lines, GD 16 and GD 17 also show a similar degree and type of metal pollution. Abundance ratios inferred for the accreted debris indicate that both stars are polluted by material that appears Mg-depleted relative to the composition of bulk Earth. We calculated Ca/Mg $\simeq 0.14$ for GD 16 and Ca/Mg $\simeq 0.15$ for GD 17; while for bulk Earth Ca/Mg = 0.07 (McDonough 2000). Additionally, we find Fe/Mg = 1.3 and 1.2 for GD 16 and GD 17, respectively, while for bulk Earth Fe/Mg $\simeq 0.9$ (McDonough 2000). In Fig. 4, we compare these ratios with those of Solar system meteorites and other well studied metal-polluted white dwarfs. Our estimates suggest

¹ <http://www.eso.org/sci/software/reflex/>

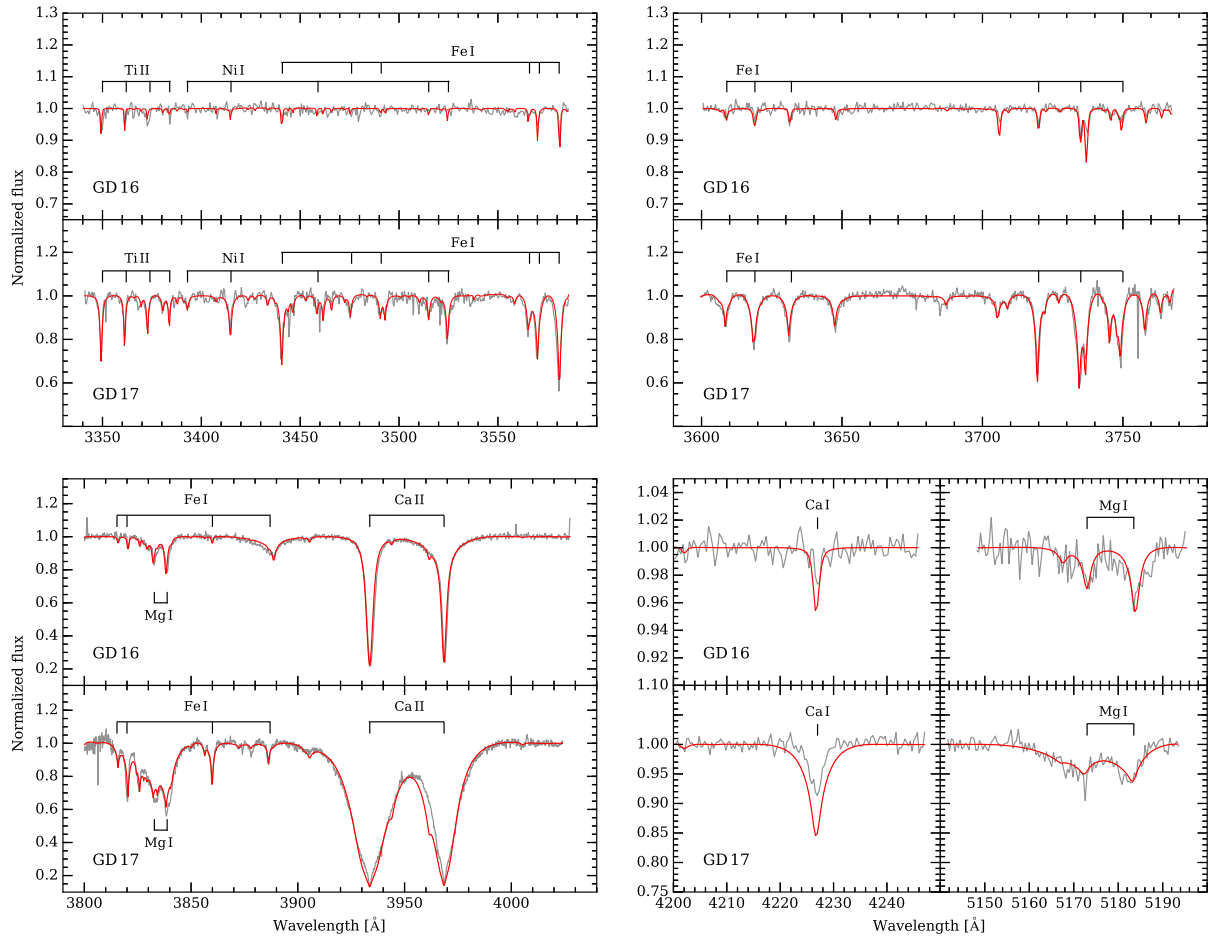


Figure 2. Relevant absorption features in the X-shooter spectrum of GD 16 (top panels) and MMT spectrum of GD 17 (bottom panels). Best-fitting model spectra (Table 1) are overlotted in red. As described in Section 2.2.1, our models do not correctly reproduce the strength and profile of the 4227 Å Ca I line.

that the parent bodies accreted by GD 16 and GD 17 had peculiar compositions that do not match any of the major meteorite families in the Solar system. However, we know that similar Mg-poor compositions have been measured for a few other known metal-polluted white dwarfs (Fig. 4).

We note that we assumed steady-state accretion in our calculations, but in Section 2.3, we cautioned that GD 17 may no longer be accreting. In a declining phase of accretion, because of the short settling time-scales, the abundances of Ca and Fe decrease faster than that of Mg (Table 2). Consequently, the current atmospheric pollutant of GD 17 could have originated from a parent body with even higher Ca/Mg and Fe/Mg ratios than those inferred from steady-state accretion. Simulations have shown that Mg-depleted rocky planetesimals can form in planetary systems (Carter-Bond et al. 2012) and GD 16 and GD 17 may be examples of this.

2.5 The origin of atmospheric H

The most distinctive aspect of GD 16 and GD 17 is their unusually high H abundance and the consequent DA spectral appearance despite their He atmospheres. Spectral modelling reveals the H-mass in the convection zone is $M_{\text{H}} = 2.2 \times 10^{24}$ g for GD 16 and $M_{\text{H}} = 2.9 \times 10^{24}$ g for GD 17, two of the highest values among all known He-atmosphere white dwarfs (Raddi et al. 2015;

KK15). To date only three other similar stars have been discovered, all of which are also heavily metal-polluted (SDSS J1242+5226 Raddi et al. 2015, GD 362 Gianninas et al. 2004; Kawka & Vennes 2005 and PG 1225–079 Kilkenny 1986), although their cool He-atmospheres lead to easily detectable Ca lines. Three of these stars (GD 16, GD 362 and PG1225–079) also have dusty debris discs detected in the infrared (Becklin et al. 2005; Kilic et al. 2005; Farihi 2009). The fact that the five He-atmosphere white dwarfs with the highest H content known to date are all showing the signature of the ongoing or recent accretion of rocky planetary remnants invites the speculation that the H in these white dwarfs could have been delivered alongside the metal pollutants. This is certainly a very likely scenario for SDSS J1242+5226. This star shows O abundance significantly in excess to what is expected for the accretion of rocky material, i.e. common metal oxides. The accretion of water-bearing bodies also provide an explanation for the large H content of this white dwarf (Raddi et al. 2015). In contrast, GD 362 does not show any detectable O absorption lines, and the upper limits on the O abundance reveal that the debris causing the currently observable metal pollution could not have had a significant water component (Xu et al. 2013). Similarly neither GD 16 nor GD 17 show detectable O lines in their spectra, but our upper limits on the O abundance for these two stars are less constraining than those found for GD 362 (Table 2).

Table 1. J2000 coordinates and proper motions from the Absolute Proper motions Outside the Plane catalogue (APOP; Qi et al. 2015), SDSS magnitudes, and physical parameters derived from the VLT/X-shooter spectrum of GD 16, and the SDSS and MMT spectra of GD 17. The surface gravity of both stars could not be determined and was fixed to $\log g = 8.0$ (Section 2.2), consequently we do not estimate uncertainties for the masses and radii of these stars. q_{cvz} indicates, the mass of the convection zone expressed as the logarithmic fraction of the mass of the white dwarfs.

	GD 16	GD 17
RA (J2000)	01 ^h 48 ^m 56.81 ^s	01 ^h 49 ^m 34.38 ^s
Dec. (J000)	19° 02′ 27.60″	24° 00′ 46.55″
<i>u</i> (AB mag)	15.55 ± 0.02	16.24 ± 0.02
<i>g</i> (AB mag)	15.51 ± 0.02	15.99 ± 0.01
<i>r</i> (AB mag)	15.71 ± 0.01	16.07 ± 0.01
<i>i</i> (AB mag)	15.85 ± 0.01	16.16 ± 0.01
<i>z</i> (AB mag)	16.03 ± 0.02	16.32 ± 0.01
μ R.A. (mas/yr)	236.2 ± 16.2	125.7 ± 13.6
μ Dec (mas/yr)	−100.8 ± 9.7	22.3 ± 16.7
T_{eff} (K)	11 000 ± 500	8,300 ± 500
fixed $\log g$	8.0	8.0
Mass (M_{\odot})	0.583	0.579
Radius (R_{\odot})	0.013	0.013
Cooling age (Gyr)	0.51	1.08
q_{cvz}	−5.3	−5.2

However, H never diffuses out of the atmospheres of white dwarfs, in contrast to metals which disappear from sight on time-scales of $\sim 10^6$ yr. Even though the metals currently in the atmosphere of these stars do not contain any water, H may be a relic of past accretion events. Jura, Farihi & Zuckerman (2009) already proposed that the unusually abundant H in the atmosphere of GD 362, could be the result of accretion of water-bearing debris. Farihi et al. (2010) further extended this idea suggesting that, the pattern of H abundances in cool metal-polluted white dwarfs is likely a reflection of the diversity of water content in extrasolar planetesimals. In accordance with this hypothesis, we speculate that the H in GD 16 and GD 17, and potentially in He-atmosphere white dwarfs, in general, could be a lasting record of water accretion, independently of the detection of O.

Table 2. Results of the analysis of the metal pollution of GD 16 and of GD 17 using the atmospheric parameters listed in Table 1. From left- to right-hand side: photospheric element abundances, the mass of metals in the convection zone, diffusion time-scales and accretion rates assuming steady-state accretion (see Koester 2009, for more details).

Element	[Z/He]	GD 16			GD 17			
		M_Z (10^{22} g)	τ (Myr)	\dot{M}_Z (10^7 g s $^{-1}$)	[Z/He]	M_Z (10^{22} g)	τ (Myr)	\dot{M}_Z (10^7 g s $^{-1}$)
H	−2.80 ± 0.20	216.20	–	–	−2.80 ± 0.50	288.01	–	–
O	<−6.00	<2.16	2.64	<26.15	<−4.70 ^a	<57.50	4.70	<336.71
Mg	−7.40 ± 0.10	0.13	2.85	1.46	−7.50 ± 0.10	0.14	4.02	1.10
Al	<−8.20	<0.02	2.11	<0.35	<−7.20	<0.08	3.80	<0.65
Si	<−7.20	<0.24	1.73	<4.41	<−7.20	<0.32	3.32	<3.06
Ca	−8.65 ± 0.10	0.01	1.15	0.34	−8.75 ± 0.10	0.01	1.54	0.27
Ti	−10.40 ± 0.20	0.0003	1.10	0.01	−10.20 ± 0.20	0.0005	1.44	0.01
Fe	−7.64 ± 0.15	0.17	1.26	4.36	−7.80 ± 0.10	0.16	1.64	3.09
Ni	<−8.80	<0.01	1.37	<0.29	−9.00 ± 0.20	0.01	1.78	0.20
Sum ^b		0.31		6.17		0.32		4.67

Note. ^aValues obtained from SDSS spectrum.

^bUpper limits are not included.

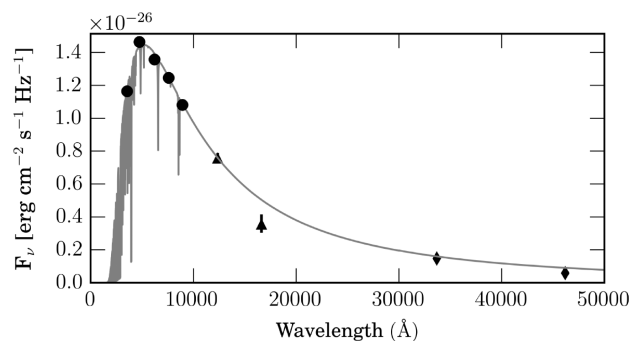


Figure 3. Spectral energy distribution of GD 17. SDSS ugriz, 2MASS *J*, *K* and *WISE* *w*1, *w*2 magnitudes are plotted as dots, triangles and diamonds, respectively. The best-fitting model (Table 1) is shown in grey. Both near- and mid-infrared detections are consistent with the flux from the white dwarf alone.

3 THE INCIDENCE OF H IN HE WHITE DWARFS

3.1 The SDSS He white dwarfs sample

Without reliable detection of an O excess, the presence of trace H in a single He-atmosphere white dwarf (even in exceptional cases like GD 16 and GD 17) does not, on its own, represent evidence of accretion of water-bearing debris. In order to assess whether trace H in He-atmosphere white dwarfs is an indicator of water accretion it is therefore necessary to look at the overall population of He-atmosphere white dwarfs. We closely examined the sample of SDSS He white dwarfs analysed by KK15. In their study, KK15 excluded spectra with S/N < 10 and all objects with peculiarities, such as stars with low-mass companions, stars with He II lines (DO) and obviously magnetic stars. These selection criteria defined a sample of 1107 stars. KK15 also identified all He+Z white dwarfs within this sample through detection of the Ca H+K resonance lines (Fig. 5).

3.2 Evidence of external H accretion

Balmer lines get weaker with increasing T_{eff} , therefore KK15 carried out of their statistical analysis of the incidence of H only on He white dwarfs with $T_{\text{eff}} \leq 23\,000$ K (1037 objects). They found that

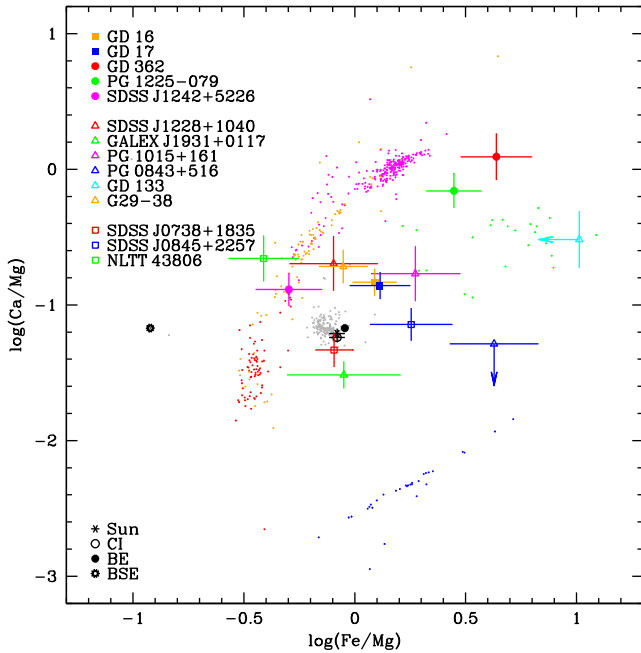


Figure 4. Ca/Mg and Fe/Mg logarithmic number ratios of GD 16 and GD 17, compared to those of bulk Earth and bulk silicate Earth (BE and BSE; McDonough 2000), solar abundances and CI chondrites (Sun and CI; Lodders 2003), and different meteorite classes (grey = carbonaceous chondrites, green = mesosiderites, blue = pallasites, red = diogenites, orange = howardites and magenta = eucrites; Nittler et al. 2004). Also shown are the abundance ratios for the white dwarfs GD 362 (Xu et al. 2013), PG 1225–079 (Xu et al. 2013) and SDSS J1242+5226 (Raddi et al. 2015), as well as several other well-studied He-atmosphere (Zuckerman et al. 2011; Dufour et al. 2012; Wilson et al. 2015) and H-atmosphere white dwarfs (Gänsicke et al. 2012; Xu & Jura 2014).

$\simeq 32$ per cent of the He white dwarfs show traces of H in their atmosphere. When only the highest S/N spectra are considered (i.e. a total sample of 64 white dwarfs with $S/N \geq 40$) this ratio becomes as high as $\simeq 75$, suggesting that the difference between He and He+H white dwarfs is possibly just a question of the quality of the observations, and that all He white dwarfs may have some H. KK15 argued against accretion from the interstellar medium (ISM) as the origin of H in He+H white dwarfs by showing that: one, there is no evidence for growing H-mass with longer cooling ages, and two, the frequency of He+H white dwarfs is independent of the distance from the Galactic plane. This is in agreement with other previous studies that similarly opposed ISM accretion as the most likely H delivery mechanism (Farihi et al. 2010; Bergeron et al. 2011). KK15 concluded that the H present in He+H white dwarfs is most likely primordial and accretion plays no significant role. In other words, KK15 suggested that He+H white dwarfs begin their lives with relatively thin H-layers, which become diluted by the underlying He envelope as the stars cool and develop deeper convection zones.

However, from a closer analysis of the He white dwarfs sample considered by KK15, we find some evidence that cannot be explained by the primordial origin of H. In the primordial H scenario, He+H white dwarfs formed with the same mass of H that we measure today. Indeed, in order to explain the range of H masses measured for He+H white dwarfs, KK15 concluded that they must form with H-layers ranging from the thick H envelopes of DAs to ultrathin H-layers with masses as low as $10^{-17} M_{\odot}$ and that all

stars with $M_{\text{H}} \lesssim 10^{-9} M_{\odot}$ will eventually evolve into He+H white dwarfs. In other words, as white dwarfs cool they should simply move horizontally from right- to left-hand side in Fig. 6. However, the observed distribution of He+H white dwarfs, in the temperature range where both H and He are detectable (the area in between the red curves in Fig. 6), is significantly inhomogeneous with most objects clustering close to the lower detection limit (solid red line). Stars with large amounts of H in their He envelopes such as GD16, GD17 and GD362 are clearly exceptional. Under the assumption that all H in these stars is primordial, this distribution implies that the prior stellar evolution of white dwarfs leads preferentially to the formation of thick H-layers (and so H-atmosphere white dwarfs), or to thin H-layers with masses in the range $M_{\text{H}} \simeq 10^{-13} - 10^{-11} M_{\odot}$, but only rarely to layers of intermediate thickness. KK15 attempted to explain the origin of all He+H white dwarfs with a single mechanism. Here, we suggest as an alternative scenario: The existence of an additional mechanism that contributes to the formation of He+H white dwarfs.

About 10–12 per cent of the He white dwarfs examined by KK15 are also contaminated by traces of Ca. Today the standard model for atmospheric metals in white dwarfs is accretion of rocky planetesimals (Jura 2003; Gänsicke et al. 2008; Farihi et al. 2010). These heavy elements are therefore not related to stellar evolution.

We investigated the correlation between the presence of H and that of Ca in the He white dwarfs in KK15 sample. The detectability of Ca lines drops significantly with increasing T_{eff} , we therefore limited our analysis to white dwarfs with $T_{\text{eff}} \leq 17\,000$ K (729 objects). We found a marked difference in the incidence of H in He+Z white dwarfs compared with metal-free He white dwarfs, which becomes apparent when comparing two ratios:

$$p_{\text{HeH}} \equiv \frac{N_{\text{HeH}}}{N_{\text{HeH}} + N_{\text{He}}}$$

$$p_{\text{HeHZ}} \equiv \frac{N_{\text{HeHZ}}}{N_{\text{HeHZ}} + N_{\text{HeZ}}}$$

We find $p_{\text{HeH}} \simeq 32$ per cent (the same value found by KK15 for the entire sample with $T_{\text{eff}} \leq 23\,000$ K), and $p_{\text{HeHZ}} \simeq 61$ per cent. The standard error for a proportion is given by $\sqrt{p \times (1-p)/n}$, where p is the measured proportion and n is the number of measurements (i.e. $n = N_{\text{HeH}} + N_{\text{He}}$ for p_{HeH} and $n = N_{\text{HeHZ}} + N_{\text{HeZ}}$ for p_{HeHZ}). For our two independent samples, we obtain $p_{\text{HeH}} = 0.32 \pm 0.02$ and $p_{\text{HeHZ}} = 0.61 \pm 0.06$. At face value this suggests that the measured difference in the fractions of white dwarfs with H is highly significant. The average S/N for the metal-free sample and the metal polluted sample are 21.0 and 21.6, respectively, and, therefore, any bias caused by the detectability of H at different S/N would affect p_{HeH} and p_{HeHZ} in similar ways. We also find no significant difference in the temperature distributions of the two samples reinforcing that H should be equally detectable for both groups of stars. We evaluate the significance of the difference between p_{HeH} and p_{HeHZ} by performing the appropriate statistical test for the two independent samples. Given the null hypothesis that the two proportions are equal, i.e. $p_{\text{HeH}} - p_{\text{HeHZ}} = 0$, we can use our best estimate of the total fraction of systems with H as our best estimate for both samples, i.e.

$$p = \frac{N_{\text{HeHZ}} + N_{\text{HeH}}}{N_{\text{HeH}} + N_{\text{HeHZ}} + N_{\text{He}} + N_{\text{HeZ}}} \quad (1)$$

The standard error for the difference of two independent samples is then

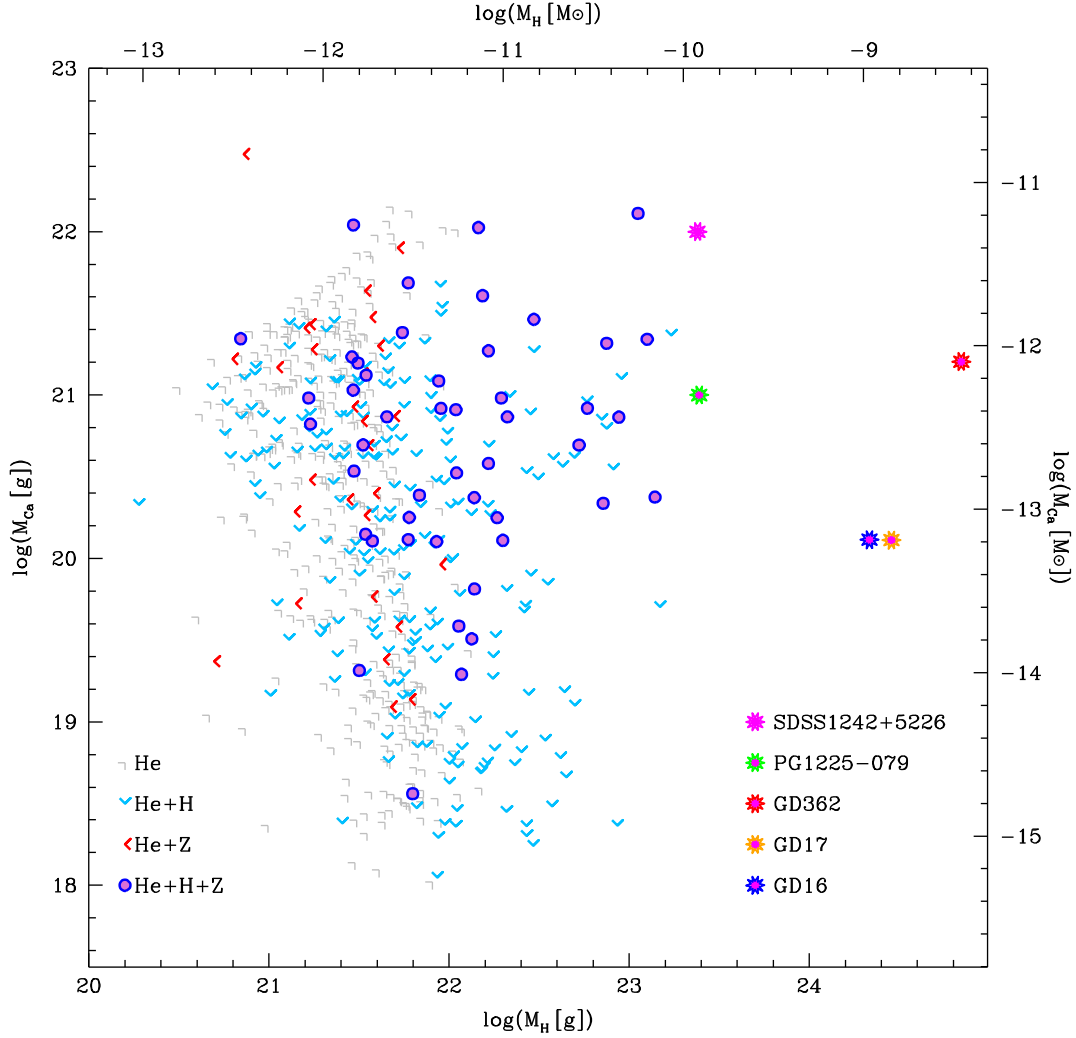


Figure 5. Distribution of total H and Ca masses in the convection zones for the white dwarfs in the sample of **KK15** with $T_{\text{eff}} \leq 17\,000$ K, plus the particularly H-rich stars GD 16, GD 17, GD 362, PG 1225–079 and SDSS J1242+5226. For He, He+H and He+Z white dwarfs upper limits on M_{H} and M_{Ca} . M_{Ca} and M_{H} are shown, respectively.

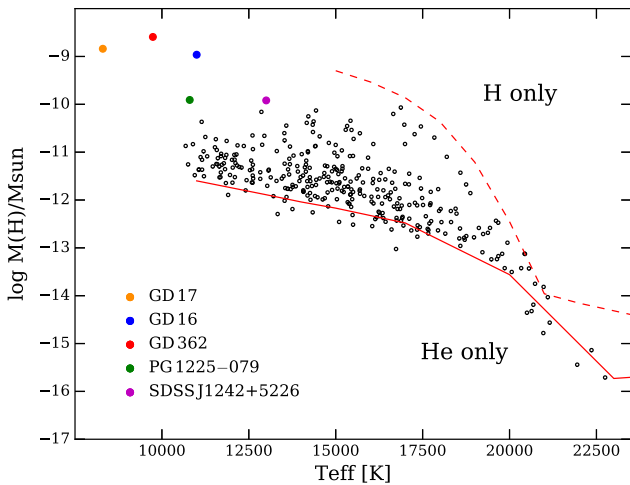


Figure 6. Distribution of total hydrogen mass in the convection zones of the He+H white dwarfs from **KK15**. The continuous red line indicates the H detection limit. The dotted red curve is the expected location for an abundance $\log [\text{H}/\text{He}] = -2$ above which the star would develop a pure H atmosphere.

$$\sigma_{p_{\text{HeH}}-p_{\text{HeHZ}}} = \sigma_{p_{\text{HeH}}} - \sigma_{p_{\text{HeHZ}}} =$$

$$\sqrt{p_{\text{HeH}} \times \left(1 - \frac{p_{\text{HeH}}}{N_{\text{HeH}} + N_{\text{He}}}\right) - p_{\text{HeHZ}} \times \left(1 - \frac{p_{\text{HeHZ}}}{N_{\text{HeHZ}} + N_{\text{HeZ}}}\right)}$$
(2)

and the corresponding test statistic z is

$$z = \frac{(p_{\text{HeH}} - p_{\text{HeHZ}}) - 0}{\sigma_{p_{\text{HeH}}-p_{\text{HeHZ}}}}$$
(3)

From equation (3), we find $z = 5.0$ implying that we can reject the null hypothesis at a $>5\sigma$ significance level. In other words, under the assumption that H is equally common in metal-polluted He white dwarfs than in metal-free ones, the observed ratios would have less than one in a million chance of occurring. In the primordial H or ISM accretion hypothesis, no correlation should exist between the presence of H and accretion of metals (in this case Ca) from an external source. The most likely explanation for what we observe is therefore that a significant fraction of the H detected in He+H+Z white dwarfs must have the same origin as the metals, i.e. accretion of planetary debris.

4 DISCUSSION

Three main theories have been put forward to explain the origin of trace H in He-atmosphere white dwarfs: accretion from the ISM (MacDonald & Vennes 1991; Bergeron et al. 2011), convective mixing of a primordial thin H-layer (Bergeron et al. 2011; KK15) and accretion of water-bearing debris (Jura, Farihi & Zuckerman 2009; Farihi et al. 2010; Veras, Shannon & Gänsicke 2014b; Raddi et al. 2015). In their comprehensive analysis of He white dwarfs Bergeron et al. (2011) concluded that the primordial H hypothesis cannot explain the entire range of M_{H} observed in He+H white dwarfs, unless a mechanism of non-complete mixing of H in the convective zone is invoked. They further argued that ISM accretion could also provide a plausible explanation, but this would require H accretion to be effective for some He+H white dwarfs, and not for other stars with similar temperatures and cooling ages. The more recent work by KK15 showed that no correlation could be found between M_{H} and either height of the white dwarfs above the Galactic plane or their cooling ages, which led KK15 to rule out the ISM accretion theory and strongly favour the primordial H hypothesis.

In the water accretion scenario, H is delivered on to the white dwarf (as water or bound in hydrated minerals), together with various metal species as a result of the tidal disruption of asteroids, comets and possibly even planets (Jura et al. 2009; Farihi et al. 2011; Veras et al. 2014b; Raddi et al. 2015). Hydrogen can, in principle, occur in compounds other than water, for example ammonia (NH_3) and methane (CH_4), which are also common in our Solar system. However, Solar system bodies that contain these compounds are also known to harbour far larger amounts of water. Furthermore, it has become increasingly clear that most metal-polluted white dwarfs accrete volatile-depleted material, with very low mass fractions of C and seemingly devoid of N (Jura 2006; Farihi et al. 2010; Gänsicke et al. 2012; Jura et al. 2012; Xu et al. 2014); with the only noticeable exception of WD 1425+540 (Xu et al. 2017). Previous studies examining evidence of water accretion on to white dwarfs relied on detection of O in the atmosphere of these objects, a key diagnostic that can be directly related to ongoing or recent accretion of water (Jura et al. 2009; Farihi et al. 2010; Raddi et al. 2015, see Section 2.5). Because of the low resolution and limited S/N of the SDSS spectra, Ca is the only metal detected in most of the He + H + Z white dwarfs in the KK15 sample and, in the absence of O detections, no direct proof of ongoing or recent water accretion is possible. However, H never diffuses out of the atmosphere of white dwarfs and could therefore be a lasting record of water accretion long after all metals have diffused out. For individual white dwarfs it is not possible to claim that the currently observable metal pollution and the trace H result from the accretion of the same body, but the presence of metals undeniably shows that the star hosts a planetary system and is accreting rocky remnants. Looking at the population of He-atmosphere white dwarfs, we showed that the incidence of H is strongly correlated with the presence of metals (Section 3.2). We demonstrated that white dwarfs that host rocky planetary systems are statistically much more likely to have trace H compared to metal-free white dwarfs. We therefore propose that the majority of He+H+Z white dwarfs are likely to have accreted at least some fraction of their M_{H} , at some point during their cooling age, in the form of water or hydrated minerals in rocky planetesimal (e.g. as detected in GD61, Farihi et al. 2013), or comets (Veras et al. 2014b; Stone, Metzger & Loeb 2015; Xu et al. 2017).

Jura & Xu (2012) quantitatively estimated the mass fraction of water in the debris accreted by white dwarfs, by comparing the

summed mass accretion rates of heavy elements with that of H in a volume-limited sample of He white dwarfs. Jura & Xu (2012) concluded that, on average, both across the sample and overtime, water makes up less than one per cent of the mass of the material accreted by white dwarfs. Assuming all H in the atmosphere of the He+H+Z white dwarfs in the KK15 sample is the result of water accretion, the upper limit of accreted water mass for these stars ranges between 6×10^{21} and 1×10^{24} g. Adopting the same statistical approach used by Jura & Xu (2012), on average, these masses only correspond to ~ 0.5 per cent of the mass of metals accreted by these stars. Therefore our analysis supports that of Jura & Xu (2012).

One limitation of the analysis presented by Jura & Xu (2012) is that their sample was limited to white dwarfs with cooling ages $\lesssim 3.5 \times 10^8$ yr. Water accretion is most likely not a continuous event: While large amounts of H may be accumulated at once as the result of the tidal disruption of one large water-rich planetesimal in the Solar system (e.g. Ceres), multiple accretion events of small bodies (e.g. small asteroids and comets, Veras et al. 2014b) can gradually contribute to the H mass over the entire cooling age of the white dwarfs. This naturally explains why the outliers with the highest M_{H} are all relatively cool and old white dwarfs. Applying the analysis of Jura & Xu (2012) only to the small sample of cool M_{H} outliers, i.e. GD 16, GD 17, GD 362, PG 1225–079 and SDSS J1242+5226 (Tables 1, 2), we find that, on average, the water-to-metal mass fraction in these stars is $\simeq 11$ per cent. Of course applying this type of analysis to only five stars can only provide a weakly constrained upper limit. None the less the water-to-metal mass fraction found is much higher than the $\simeq 0.5$ per cent, we calculate for the KK15 sample and from the one per cent found by Jura & Xu (2012), which underlines once more the peculiar nature of these white dwarfs.

Assuming that these five stars accreted H at some point during their cooling age (like we showed is a likely scenario for most He+H+Z white dwarfs), some detail of their accretion history must set them apart from the rest of the white dwarfs in the sample. It is possible that these stars hosted particularly water-rich planetary systems, which, in turn, would also explain why only a handful of these outliers have been discovered to date. Assuming M_{H} has a planetary origin, these stars accreted up to 4.6×10^{25} g of water, a mass close to the upper limit of the total water content of Earth (estimated to be between 0.06 and 2 per cent by mass, van Thienen et al. 2007; Sato, Okuzumi & Ida 2016). Accretion of the entire M_{H} in a single event would imply large and very water rich parent bodies, i.e. entire planets or moons ejected from their orbits (Payne et al. 2016).

These peculiar white dwarfs are older than the majority of the other stars examined by both KK15 and Jura & Xu (2010), so, alternatively, their large atmospheric H content could potentially be the result of slow accumulation over their long cooling ages. In this case, we would expect more of these H-rich He-atmosphere white dwarfs particularly at low temperatures. However, once metals have completely diffused out of their atmospheres, the spectrum of these stars would only show H absorption and these white dwarfs could easily not be recognized. On the other hand, to date, hundreds of metal-polluted white dwarfs with $T_{\text{eff}} \lesssim 10\,000$ K (DZs) are known, the vast majority of which have, at most, only minor amounts of H in their atmospheres (Dufour et al. 2007). Independently of the specific delivery scenario, we propose that GD 16, GD 17 and by analogy GD 362, PG 1225–079 and SDSS J1242+5226 likely owe at least part of their exceptional H content to accretion of water-bearing debris over their cooling age.

5 CONCLUSIONS

To date four He-atmosphere white dwarfs are known to have exceptionally high amounts of H in their atmosphere, all of which also show significant metal pollution. Here, we reported the discovery of a new member of this group, the white dwarf GD 17 and compared it with the archetypal example of the class, GD 16. Our analysis of newly acquired spectroscopy of GD 16 and GD 17 revealed that the H contents in the atmosphere of these stars are some of the highest measured among all He atmosphere white dwarfs. Unlike metal pollutants H never diffuses out of the atmosphere of a white dwarf and can therefore be a lasting tracer of water accretion. Independently of their specific accretion history, we conclude that GD 16, GD 17 and by analogy the other stars in this class (i.e. GD 362, PG 1225–079 and SDSS J1242+5226) likely owe at least part of their exceptional H content to accretion of water-bearing debris.

We investigated the idea of H delivery through accretion of water-bearing debris by comparing the incidence of H in He and He+Z white dwarfs from the sample analysed by Koester & Kepler (2015). We rejected with $>5\sigma$ significance the hypothesis that H is equally common in He and He+Z white dwarfs, and find that trace H is present in 61 per cent of the metal-polluted white dwarfs in our sample and in only 32 per cent of the metal-free ones. Our analysis indicates that accretion of water-bearing bodies likely represents a significant contribution for the H content of He+H white dwarfs and, though rare compared to dry material, some amount of water must be present in most planetary systems which harbour rocky bodies.

ACKNOWLEDGEMENTS

The research leading to these results has received funding from the European Research Council under the European Union's Seventh Framework Programme (FP/2007-2013)/ERC Grant Agreement n. 320964 (WDTracer).

Based on observations made with ESO Telescopes at the Paranal Observatory under programme ID 094.D-0344(A).

NPGF and MRS acknowledge the support received from Fondcyt (grant 1141269).

Funding for SDSS-III has been provided by the Alfred P. Sloan Foundation, the Participating Institutions, the National Science Foundation, and the U.S. Department of Energy Office of Science. The SDSS-III web site is <http://www.sdss3.org/>.

SDSS-III is managed by the Astrophysical Research Consortium for the Participating Institutions of the SDSS-III Collaboration including the University of Arizona, the Brazilian Participation Group, Brookhaven National Laboratory, Carnegie Mellon University, University of Florida, the French Participation Group, the German Participation Group, Harvard University, the Instituto de Astrofísica de Canarias, the Michigan State/Notre Dame/JINA Participation Group, Johns Hopkins University, Lawrence Berkeley National Laboratory, Max Planck Institute for Astrophysics, Max Planck Institute for Extraterrestrial Physics, New Mexico State University, New York University, Ohio State University, Pennsylvania State University, University of Portsmouth, Princeton University, the Spanish Participation Group, University of Tokyo, University of Utah, Vanderbilt University, University of Virginia, University of Washington, and Yale University.

REFERENCES

Alcock C., Illarionov A., 1980, *ApJ*, 235, 534
 Barstow M. A., Barstow J. K., Casewell S. L., Holberg J. B., Hubeny I., 2014, *MNRAS*, 440, 1607

Becklin E. E., Farihi J., Jura M., Song I., Weinberger A. J., Zuckerman B., 2005, *ApJ*, 632, L119
 Bergeron P. et al., 2011, *ApJ*, 737, 28
 Bergfors C., Farihi J., Dufour P., Rocchetto M., 2014, *MNRAS*, 444, 2147
 Carter-Bond J. C., O'Brien D. P., Delgado Mena E., Israelian G., Santos N. C., González Hernández J. I., 2012, *ApJ*, 747, L2
 Debes J. H., Walsh K. J., Stark C., 2012, *ApJ*, 747, 148
 Dufour P. et al., 2007, *ApJ*, 663, 1291
 Dufour P., Kilic M., Fontaine G., Bergeron P., Melis C., Bochanski J., 2012, *ApJ*, 749, 6
 Dupuis J., Fontaine G., Pelletier C., Wesemael F., 1992, *ApJ*, 82, 505
 Farihi J., 2009, *MNRAS*, 398, 2091
 Farihi J., Jura M., Zuckerman B., 2009, *ApJ*, 694, 805
 Farihi J., Jura M., Lee J., Zuckerman B., 2010, *ApJ*, 714, 1386
 Farihi J., Brinkworth C. S., Gänsicke B. T., Marsh T. R., Girven J., Hoard D. W., Klein B., Koester D., 2011, *ApJ*, 728, L8
 Farihi J., Gänsicke B. T., Koester D., 2013, *Science*, 342, 218
 Gänsicke B. T., Koester D., Marsh T. R., Rebassa-Mansergas A., Southworth J., 2008, *MNRAS*, 391, L103
 Gänsicke B. T., Koester D., Farihi J., Girven J., Parsons S. G., Breedt E., 2012, *MNRAS*, 424, 333
 Gentile Fusillo N. P., Gänsicke B. T., Greiss S., 2015, *MNRAS*, 448, 2260
 Giammichele N., Bergeron P., Dufour P., 2012, *ApJS*, 199, 29
 Gianninas A., Dufour P., Bergeron P., 2004, *ApJ*, 617, L57
 Girven J., Brinkworth C. S., Farihi J., Gänsicke B. T., Hoard D. W., Marsh T. R., Koester D., 2012, *ApJ*, 749, 154
 Jura M., 2003, *ApJ*, 584, L91
 Jura M., 2006, *ApJ*, 653, 613
 Jura M., Xu S., 2010, *AJ*, 140, 1129
 Jura M., Xu S., 2012, *AJ*, 143, 6
 Jura M., Farihi J., Zuckerman B., 2009, *AJ*, 137, 3191
 Jura M., Xu S., Klein B., Koester D., Zuckerman B., 2012, *ApJ*, 750, 69
 Kawka A., Vennes S., 2005, in Koester D., Moehler S., eds, *ASP Conf. Ser.* Vol. 334, 14th European Workshop on White Dwarfs. Astron. Soc. Pac., San Francisco, p. 101
 Kepler S. O. et al., 2015, *MNRAS*, 446, 4078
 Kilic M., von Hippel T., Leggett S. K., Winget D. E., 2005, *ApJ*, 632, L115
 Kilkeny D., 1986, *The Observatory*, 106, 201
 Klein B., Jura M., Koester D., Zuckerman B., 2011, *ApJ*, 741, 64
 Kleinman S. J. et al., 2013, *ApJS*, 204, 5
 Koester D., 2009, *A&A*, 498, 517
 Koester D., Kepler S. O., 2015, *A&A*, 583, A86 (KK15)
 Koester D., Provencal J., Shipman H. L., 1997, *A&A*, 320, L57
 Koester D., Napiwotzki R., Voss B., Homeier D., Reimers D., 2005, *A&A*, 439, 317
 Koester D., Gänsicke B. T., Farihi J., 2014, *A&A*, 566, A34
 Ladders K., 2003, *ApJ*, 591, 1220
 MacDonald J., Vennes S., 1991, *ApJ*, 371, 719
 McDonough W., 2000, *Earthquake Thermodynamics and Phase Transformation in the Earth's Interior*, Academic press, San Diego
 Nittler L. R., McCoy T. J., Clark P. E., Murphy M. E., Trombka J. I., Jarosewich E., 2004, *Antarctic Meteorite Res.*, 17, 231
 Paquette C., Pelletier C., Fontaine G., Michaud G., 1986, *ApJS*, 61, 177
 Payne M. J., Veras D., Holman M. J., Gänsicke B. T., 2016, *MNRAS*, 457, 217
 Qi Z. et al., 2015, *AJ*, 150, 137
 Raddi R., Gänsicke B. T., Koester D., Farihi J., Hermes J. J., Scaringi S., Breedt E., Girven J., 2015, *MNRAS*, 450, 2083
 Sato T., Okuzumi S., Ida S., 2016, *A&A*, 589, A15
 SDSS Collaboration, 2016, *ApJS*, preprint ([arXiv:1608.02013](https://arxiv.org/abs/1608.02013))
 Stone N., Metzger B. D., Loeb A., 2015, *MNRAS*, 448, 188
 Tassoul M., Fontaine G., Winget D. E., 1990, *ApJ*, 72, 335
 van Thienen P., Benzerara K., Breuer D., Gillmann C., Labrosse S., Lognonné P., Spohn T., 2007, *Water, Life, and Planetary Geodynamical Evolution*. Springer-Verlag, New York, p. 167
 Vanderburg A. et al., 2015, *Nature*, 526, 546
 Veras D., Leinhardt Z. M., Bonsor A., Gänsicke B. T., 2014a, *MNRAS*, 445, 2244
 Veras D., Shannon A., Gänsicke B. T., 2014b, *MNRAS*, 445, 4175

- Vernet J. et al., 2011, *A&A*, 536, A105
Voss B., Koester D., Napiwotzki R., Christlieb N., Reimers D., 2007, *A&A*, 470, 1079
Wilson D. J., Gänsicke B. T., Koester D., Toloza O., Pala A. F., Breedt E., Parsons S. G., 2015, *MNRAS*, 451, 3237
Xu S., Jura M., 2012, *ApJ*, 745, 88
Xu S., Jura M., 2014, *ApJ*, 792, L39
Xu S., Jura M., Klein B., Koester D., Zuckerman B., 2013, *ApJ*, 766, 132
Xu S., Jura M., Koester D., Klein B., Zuckerman B., 2014, *ApJ*, 783, 79
Xu S., Zuckerman B., Dufour P., Young E. D., Klein B., Jura M., 2017, *ApJ*, 836, L7
Zuckerman B., Koester D., Reid I. N., Hüensch M., 2003, *ApJ*, 596, 477
Zuckerman B., Melis C., Klein B., Koester D., Jura M., 2010, *ApJ*, 722, 725
Zuckerman B., Koester D., Dufour P., Melis C., Klein B., Jura M., 2011, *ApJ*, 739, 101

This paper has been typeset from a $\text{\TeX}/\text{\LaTeX}$ file prepared by the author.