

Performance Analysis and Optimization of Cache-Enabled Small Cell Networks

Yongxu Zhu*, Gan Zheng*, Lifeng Wang[†], Kai-Kit Wong[†], and Liqiang Zhao[‡]

*Wolfson School of Mechanical, Electrical and Manufacturing Engineering, Loughborough University, UK

[†]Department of Electronic and Electrical Engineering, University College London, London, UK

[‡]Xidian University, Xian, China

Abstract—This paper studies the performance of cache-enabled dense small cell networks consisting of multi-antenna sub-6 GHz and millimeter-wave base stations. We first derive the successful content delivery probability by accounting for the key channel features at sub-6 GHz and mmWave frequencies. In general, the optimal content placement is unknown when the base stations have multiple antennas. Then we propose a simple yet effective probabilistic content placement scheme to maximize the successful content delivery probability, which could balance caching both the most popular contents and achieving content diversity. Numerical results demonstrate that our proposed content placement scheme yields significantly better performance than only caching the most popular contents. The comparisons between the sub-6 GHz and millimeter-wave systems reveal an interesting tradeoff between caching capacity and base station density for the millimeter-wave system to achieve similar performance as the sub-6 GHz system.

I. INTRODUCTION

To meet the high capacity requirement for the future mobile networks, one promising solution is to deploy dense small cell base stations (SBSs) in the existing macrocell cellular networks. While more small cells shortens the communication distance, the major challenge is to transfer huge amount of mobile data from the core networks to the small cells and this imposes stringent demands on backhaul links. To address this problem, caching popular contents at small cells has been proposed as one of the most effective solutions, considering the fact that most mobile data are contents such as video, weather forecasts, news and maps, that are repeatedly requested and cacheable [1]. Cache-enabled small cells will bring content closer to users, decrease backhaul traffic and reduce transmission delays, thus alleviating many bottleneck problems in wireless content delivery networks. This paper focuses on the caching design at both sub-6 GHz, and millimeter-wave (mmWave).

MmWave communication has received much interest for providing high capacity because there are vast amount of inexpensive spectra available in 30 GHz to 300 GHz. However, compared to sub-6 GHz frequencies, mmWave channel experiences excessive attenuation due to rainfall, atmospheric or gaseous absorption, and is susceptible to blockage. To achieve similar performance as the sub-6 GHz systems, more expensive resources are required in mmWave systems, such as antennas [2] and high density deployment of SBSs [3]. In this regard, caching can be a cost-effective alternative to boost the performance of mmWave communications. Cache assignment

with video streaming in mmWave SBSs on the highway is discussed in [4] and it is shown to significantly reduce the connection and retrieval delays.

Content placement with limited cache size is the key issue in caching design, since unplanned caching in nearby SBSs will result in more interference. The traditional method of caching most popular content (MPC) in wired networks is no longer optimal when considering the wireless transmission. A strategy that combines MPC and the largest content diversity caching is proposed in [5], together with cooperative transmission in cluster-centric small cell networks. This strategy is extended to the distributed relay networks with relay clustering in [6] to combat the half-duplex constraint, and it significantly improves the outage performance. Caching distribution in device-to-device (D2D) communication networks is studied in [7] under a simple transmission strategy where a single file is transmitted at a time. Several spatially correlated caching strategies are investigated for D2D networks in [8] in contrast to the baseline independent content placement.

The existing research for caching design in SBSs are restricted to the single-antenna case and mainly for the sub-6 GHz band. Little is known about the impact of multiple antennas at the densely deployed cache-enabled SBSs and the adoption of mmWave band. In this paper, we analyze the performance of caching in multi-antenna SBSs in sub-6 GHz and mmWave networks. We derive successful content delivery probability (SCDP) of multi-antenna SBSs, and propose a heuristic algorithm to maximize the SCDP via probabilistic content placement. The numerical results show that in contrast to the traditional way of deploying much higher density SBSs or installing many more antennas, increasing caching capacity at mmWave SBSs provides a low-cost solution to achieve comparable SCDP performance as sub-6 GHz systems.

II. SYSTEM MODEL

We consider a cache-enabled dense small cell networks consisting of the sub-6 GHz and mmWave SBSs tiers. In such networks, each user equipment (UE) in one tier is associated with the nearest SBS that has cached the desired content. We assume that there are a finite content library denoted as $\mathcal{F} := \{f_1, \dots, f_j, \dots, f_J\}$, where f_j is the j -th most popular content and the number of contents is J . Each content has the same size and each BS can only store up to M contents. It is assumed that $M \ll J$. The content request

probability is modeled as the Zipf distribution and is given by $a_j = j^{-\gamma} / \sum_{m=1}^J m^{-\gamma}$, where γ is the Zipf parameter.

A. Probabilistic Content Placement

We consider a probabilistic caching model where the content is independently stored with the same probability in all SBSs of the same tier (either sub-6 GHz or mmWave) [9]. Let b_j denote the probability that the j -th content is cached at a SBS. In the probabilistic caching strategy, the caching probability $\{b_j\}$ needs to satisfy $\sum_{j=1}^J b_j \leq M$, where $0 \leq b_j \leq 1, \forall j$.

B. Downlink Transmission

In the considered downlink networks, each sub-6 GHz SBS is equipped with N_s antennas, and each mmWave SBS has directional mmWave antennas. All UEs are single-antenna nodes. The positions of sub-6 GHz SBSs are modeled by a homogeneous Poisson point process (HPPP) Φ^s with the density λ_s , and the positions of mmWave SBSs are modeled by an independent HPPP Φ^{mm} with the density λ_{mm} . Define Φ_j^s and Φ_j^{mm} as the point process corresponding to all SBSs that cache the content j in the sub-6 GHz tier and the mmWave tier with the density $b_j \lambda_s$ and $b_j \lambda_{\text{mm}}$.

1) *sub-6 GHz Tier*: In the sub-6 GHz tier, the maximum-ratio transmission beamforming is adopted at each SBS. All channels undergo independent identically distributed (i.i.d.) quasi-static Rayleigh block fading. Without loss of generality, when a typical sub-6 GHz UE located at the origin o requests the content j from the associated sub-6 GHz BS X_o that has cached this content, its received signal-to-interference-plus-noise ratio (SINR) is given by

$$\text{SINR}_j^s = \frac{P_s h_j^s L(|X_j^s|)}{\mathcal{I}_j^s + \bar{\mathcal{I}}_j^s + \sigma_s^2}, \quad (1)$$

where P_s is the transmit power, $h_j^s \sim \Gamma(N_s, 1)$ is the channel power gain between the typical sub-6 GHz UE and its serving sub-6 GHz SBS and $\Gamma(\cdot, \cdot)$ denotes Gamma distribution. The path loss is $L(|X_j^s|) = \beta_s (|X_j^s|)^{-\alpha_s}$ with the distance $|X_j^s|$, where β_s is the frequency dependent constant parameter and α_s is the path loss exponent. σ_s^2 is the noise power at a sub-6 GHz UE. The inter-cell interference are given by $\mathcal{I}_j^s = \sum_{i \in \Phi_j^s \setminus X_o} P_s h_{i,o} L(|X_{i,o}|)$ and $\bar{\mathcal{I}}_j^s = \sum_{k \in \bar{\Phi}_j^s} P_s h_{k,o} L(|X_{k,o}|)$, where $\Phi_j^s \setminus X_o$ is the point process with density $b_j \lambda_s$ corresponding to the interfering SBSs that cache the content j , and $\bar{\Phi}_j^s = \Phi^s - \Phi_j^s$ with density $(1 - b_j) \lambda_s$ is the point process corresponding to the interfering SBSs that do not store the content j . $h_{i,o}, h_{k,o} \sim \exp(1)$ are the interfering channel power gains that follow the exponential distribution.

2) *mmWave Tier*: In the mmWave tier, we assume that the directional beamforming is adopted at each mmWave BS and the small-scale fading is neglected, as verified by the practical channel measurements such as [10]. Unlike the conventional sub-6 GHz counterpart, mmWave transmissions are highly sensitive to the blockage. According to the average line-of-sight (LOS) model in [11–13], we consider that the mmWave link is LOS if the communication distance is less than D_L ,

and otherwise it is non-line-of-sight (NLOS). Moreover, the existing literature has confirmed that mmWave transmissions tend to be noise-limited and interference is weak [11, 13]. Therefore, when a typical mmWave UE requests the content j from the associated mmWave SBS that has cached this content, its received SINR is given by

$$\text{SINR}_j^{\text{mm}} = \frac{P_{\text{mm}} G_{\text{mm}} L(|Y_j^{\text{mm}}|)}{\sigma_{\text{mm}}^2}, \quad (2)$$

where P_{mm} is the transmit power of the mmWave SBS, G_{mm} is the main-lobe gain of using direction beamforming and equal to the number of antenna elements [14]. The path loss is expressed as $L(|Y_j^{\text{mm}}|) = \beta_{\text{mm}} (|Y_j^{\text{mm}}|)^{-\alpha}$ with the distance $|Y_j^{\text{mm}}|$ and frequency-dependent parameter β_{mm} . The path loss exponent $\alpha = \alpha_L$ when it is a LOS link and $\alpha = \alpha_N$ when it is an NLOS link. σ_{mm}^2 is the combined power of noise and weak interference.

III. SUCCESSFUL CONTENT DELIVERY PROBABILITY

In this paper, SCDP is used as the performance indicator, which represents the probability that a content requested by a typical UE is both cached in the network and can be successfully transmitted to the UE. Assuming that each content has η bits, which needs to be delivered during the time T . By using the law of total probability, the SCDP in the sub-6 GHz tier is calculated as

$$\mathcal{P}_{\text{SCD}}^s = \sum_{j=1}^J a_j \Pr(\text{SINR}_j^s > \varphi_s), \quad (3)$$

where $\varphi_s = 2^{\frac{\eta}{W_s T}} - 1$, W_s is the sub-6 GHz bandwidth. Likewise, in the mmWave tier, the SCDP is calculated as

$$\mathcal{P}_{\text{SCD}}^{\text{mm}} = \sum_{j=1}^J a_j \Pr(\text{SINR}_j^{\text{mm}} > \varphi_{\text{mm}}), \quad (4)$$

where $\varphi_{\text{mm}} = 2^{\frac{\eta}{W_{\text{mm}} T}} - 1$, and W_{mm} denotes the mmWave bandwidth. The rest of this section is devoted to deriving the SCDPs in (3) and (4).

A. sub-6 GHz Tier

Based on (1) and (3), the SCDP in the sub-6 GHz tier can be derived and summarized below.

Theorem 1: In the cache-enabled sub-6 GHz tier, the SCDP is given by

$$\mathcal{P}_{\text{SCD}}^s = \sum_{j=1}^J a_j \mathcal{P}_{j,\text{SCD}}^s(b_j), \quad (5)$$

where $\mathcal{P}_{j,\text{SCD}}^s(b_j)$ denotes the probability that the j -th request content is successfully delivered to the sub-6 GHz UE by its serving SBS, and is expressed as

$$\mathcal{P}_{j,\text{SCD}}^s(b_j) = \int_0^\infty P_{\text{cov}}^s(x, b_j) f_{|X_j^s|}(x) dx, \quad (6)$$

where $P_{\text{cov}}^s(x, b_j)$ is given by (7), which represents the conditional coverage probability that the received SINR is larger than φ_s given a typical communication distance x . $f_{|X_j^s|}(x)$ is the probability density function (PDF) of the distance $|X_j^s|$ between a typical sub-6 GHz UE and its nearest serving

$$P_{\text{cov}}^s(x, b_j) = \sum_{n=0}^{N_s-1} \frac{(x^{\alpha_s})^n}{n!(-1)^n} \sum_{\{t_q\}_{q=1}^n \in \Theta} \frac{n!}{\prod_{q=1}^n t_q!(q!)^{t_q}} \exp\left(-\frac{\varphi_s \sigma_s^2 x^{\alpha_s}}{P_s \beta_s} - 2\pi b_j \lambda_s \frac{\varphi_s x^2}{\alpha_s - 2}\right) \\ {}_2F_1\left[1, \frac{-2 + \alpha_s}{\alpha_s}, 2 - \frac{2}{\alpha_s}, -\varphi_s\right] - \frac{2\pi^2}{\alpha_s} (1 - b_j) \lambda_s (\varphi_s x^{\alpha_s})^{\frac{2}{\alpha_s}} \csc\left(\frac{2\pi}{\alpha_s}\right) \prod_{q=1}^n \left(\mathcal{T}^{(q)}(x^{\alpha_s})\right)^{t_q}, \quad (7)$$

where $\Theta \triangleq \{\{t_q\}_{q=1}^n \mid \sum_{q=1}^n q \cdot t_q = n, t_q \text{ is an integer}, \forall n\}$, $\csc(\cdot)$ is the Cosecant trigonometry function, and

$$\mathcal{T}_j^{(1)}(x^{\alpha_s}) = -\frac{\varphi_s \sigma_s^2}{P_s \beta_s} - 2\pi b_j \lambda_s x^{2-\alpha_s} \varphi_s \frac{\alpha_s - 2 + 2(1 + \varphi_s) {}_2F_1\left[1, \frac{\alpha_s - 2}{\alpha_s}, 2 - \frac{2}{\alpha_s}, -\varphi_s\right]}{(1 + \varphi_s)(\alpha_s - 1)\alpha_s} \\ - 4\pi^2 (1 - b_j) \lambda_s (\varphi_s x^{\alpha_s})^{2-\alpha_s} \csc\left(\frac{2\pi}{\alpha_s}\right), \quad (8)$$

$$\mathcal{T}_j^{(q)}(x^{\alpha_s}) = 2\pi b_j \lambda_s q! (-1)^q x^{-(2+\alpha_s)(1+q)} \varphi_s^{-q(1+q)} \frac{{}_2F_1\left[1 + q, \frac{2+\alpha_s}{\alpha_s}, 2 + \frac{2}{\alpha_s}, -\frac{1}{\varphi_s}\right]}{2 + \alpha_s} + 2\pi(1 - b_j) \lambda_s q! (-1)^q \\ \times (x^{\alpha_s})^{-q + \frac{2}{\alpha_s}} \varphi_s^{\frac{2}{\alpha_s}} \frac{\Gamma\left(q - \frac{2}{\alpha_s}\right) \Gamma\left(\frac{2+\alpha_s}{\alpha_s}\right)}{\alpha_s \Gamma(1 + q)}, \quad q > 1. \quad (9)$$

SBS that stores content j , which is given by $f_{|X_j^s|}(x) = 2\pi b_j \lambda_s x e^{-\pi b_j \lambda_s x^2}$.

Proof 1: Based on (3), $\mathcal{P}_{\text{SCD}}^s$ is calculated as

$$\mathcal{P}_{\text{SCD}}^s = \sum_{j=1}^J a_j \int_0^\infty \underbrace{\Pr(\text{SINR}_j^s(x) > \varphi_s)}_{P_{\text{cov}}^s(x, b_j)} f_{|X_j^s|}(x) dx \quad (10)$$

where $P_{\text{cov}}^s(x, b_j)$ is the conditional coverage probability, and $f_{|X_j^s|}(x)$ is the PDF of the distance $|X_j^s|$. Then, we derive $P_{\text{cov}}^s(x, b_j)$ as

$$P_{\text{cov}}^s(x, b_j) = \int_0^\infty \Pr(h_j^s > s(\tau + \sigma_s^2)) d\Pr(\hat{\mathcal{I}}_j^s \leq \tau) \\ = \int_0^\infty e^{-s(\tau + \sigma_s^2)} \sum_{n=0}^{N_s-1} \frac{(s(\tau + \sigma_s^2))^n}{n!} d\Pr(\hat{\mathcal{I}}_j^s \leq \tau) \quad (11)$$

where $\hat{\mathcal{I}}_j^s = \mathcal{I}_j^s + \bar{\mathcal{I}}_j^s$ and $s = \frac{\varphi_s x^{\alpha_s}}{P_s \beta_s}$. Note that

$$\frac{d^n (\exp(-s(\tau + \sigma_s^2)))}{d\nu^n} \Big|_{\nu=x^{\alpha_s}} \\ = \left(-\frac{s(\tau + \sigma_s^2)}{\nu}\right)^n \exp(-s(\tau + \sigma_s^2)). \quad (12)$$

By using (12), (11) can be rewritten as

$$P_{\text{cov}}^s(x, b_j) = \sum_{n=0}^{N_s-1} \frac{x^{n\alpha_s}}{n!(-1)^n} \\ \times \frac{d^n [\exp(-s\sigma_s^2) \mathcal{L}_{\mathcal{I}_j^s}(s) \mathcal{L}_{\bar{\mathcal{I}}_j^s}(s)]}{d\nu^n} \Big|_{\nu=x^{\alpha_s}}, \quad (13)$$

where $\mathcal{L}_{\mathcal{I}_j^s}(\cdot)$ is the Laplace transform of the PDF \mathcal{I}_j^s , and $\mathcal{L}_{\bar{\mathcal{I}}_j^s}(\cdot)$ is the Laplace transform of the PDF $\bar{\mathcal{I}}_j^s$. Then $\mathcal{L}_{\mathcal{I}_j^s}(s)$ is given by

$$\mathcal{L}_{\mathcal{I}_j^s}(s) = \mathbb{E}_{\Phi_j^s} \left[\exp\left(-s \sum_{i \in \Phi_j^s \setminus o} P_s h_{i,o} L(|X_{i,o}|)\right) \right] \\ = \exp\left[-\int_x^\infty (1 - \mathbb{E}_{h_{i,o}} \{\exp(-s P_s h_{i,o} \beta_s r^{-\alpha_s})\}) 2\pi b_j \lambda_s r dr\right]. \quad (14)$$

Likewise, $\mathcal{L}_{\bar{\mathcal{I}}_j^s}(s)$ is given by

$$\mathcal{L}_{\bar{\mathcal{I}}_j^s}(s) = \mathbb{E}_{\bar{\Phi}_j^s} \left[\exp\left(-s \sum_{k \in \bar{\Phi}_j^s} P_s h_{k,o} L(|X_{k,o}|)\right) \right] \\ = \exp\left[-\int_0^\infty (1 - \mathbb{E}_{h_{k,o}} \{\exp(-s P_s h_{k,o} \beta_s r^{-\alpha_s})\}) \right. \\ \left. \times 2\pi(1 - b_j) \lambda_s r dr\right]. \quad (15)$$

Substituting (14) and (15) into (13) and after some manipulations, we can obtain the desired result (7).

Note that $P_{j,\text{SCD}}^s(b_j)$ becomes the probability of successful transmission from the serving SBS to the typical user when $b_j=1$ in traditional sub-6 GHz networks without caching.

B. mmWave Tier

Based on (2) and (4), the SCDP in the mmWave Tier can be derived and summarized below.

Theorem 2: In the cache-enabled mmWave tier, the SCDP is given by

$$\mathcal{P}_{\text{SCD}}^{\text{mm}} = \sum_{j=1}^J a_j \mathcal{P}_{j,\text{SCD}}^{\text{mm,L}}(b_j) + \sum_{j=1}^J a_j \mathcal{P}_{j,\text{SCD}}^{\text{mm,N}}(b_j), \quad (16)$$

where $\mathcal{P}_{j,\text{SCD}}^{\text{mm,L}}(b_j)$ and $\mathcal{P}_{j,\text{SCD}}^{\text{mm,N}}(b_j)$ denote that probabilities that the content j is successfully delivered when the mmWave UE is connected to its serving mmWave SBS via LOS link and NLOS link, and are given by

$$\mathcal{P}_{j,\text{SCD}}^{\text{mm,L}}(b_j) = 1 - e^{-(\min(D_L, d_L))^2 \pi b_j \lambda_{\text{mm}}}, \quad (17)$$

$$\mathcal{P}_{j,\text{SCD}}^{\text{mm,N}}(b_j) = e^{-D_L^2 \pi b_j \lambda_{\text{mm}}} - e^{-(\max(D_L, d_N))^2 \pi b_j \lambda_{\text{mm}}}, \quad (18)$$

respectively, where $d_L = \left(\frac{P_{\text{mm}} G_{\text{mm}} \beta_{\text{mm}}}{\varphi_{\text{mm}} \sigma_{\text{mm}}^2} \right)^{\frac{1}{\alpha_L}}$ and $d_N = \left(\frac{P_{\text{mm}} G_{\text{mm}} \beta_{\text{mm}}}{\varphi_{\text{mm}} \sigma_{\text{mm}}^2} \right)^{\frac{1}{\alpha_N}}$.

Proof 2: Based on (2) and (4), the SCDP for a LOS mmWave link can be derived as

$$\begin{aligned} \mathcal{P}_{\text{SCD}}^{\text{mm,L}} &= \int_0^{D_L} \Pr \left(\frac{P_{\text{mm}} G_{\text{mm}} \beta_{\text{mm}} y^{-\alpha_L}}{\sigma_{\text{mm}}^2} > \varphi_{\text{mm}} \right) f_{|Y_j^{\text{mm}}|}(y) dy \\ &= \mathbb{1}(D_L < d_L) \int_0^{D_L} f_{|Y_j^{\text{mm}}|}(y) dy \\ &+ \mathbb{1}(D_L > d_L) \int_0^{d_L} f_{|Y_j^{\text{mm}}|}(y) dy, \end{aligned} \quad (19)$$

where $f_{|Y_j^{\text{mm}}|}(y)$ is the PDF of the distance $|Y_j^{\text{mm}}|$ between a typical user and its serving mmWave SBS, which is given by $f_{|Y_j^{\text{mm}}|}(y) = 2\pi b_j \lambda_{\text{mm}} y e^{-\pi b_j \lambda_{\text{mm}} y^2}$ and $y \geq 0$. Similarly, the SCDP for a NLOS mmWave link can be derived as

$$\begin{aligned} \mathcal{P}_{\text{SCD}}^{\text{mm,N}} &= \int_{D_L}^{\infty} \Pr \left(\frac{P_{\text{mm}} G_{\text{mm}} \beta_{\text{mm}} y^{-\alpha_N}}{\sigma_{\text{mm}}^2} > \varphi_{\text{mm}} \right) f_{|Y_j^{\text{mm}}|}(y) dy \\ &= \mathbb{1}(D_L < d_N) \int_{D_L}^{d_N} f_{|Y_j^{\text{mm}}|}(y) dy. \end{aligned} \quad (20)$$

Thus, we obtain the SCDP expressions (17) and (18) for a LOS/NLOS mmWave link.

IV. OPTIMIZATION OF PROBABILISTIC CONTENT PLACEMENT

In this section, we seek to maximize the SCDP by optimizing the probabilistic content placement $\{b_j\}$. The main difficulty is that the SCDP expressions (5) and (16) do not have a closed-form solution for the multi-antenna case, which is much more challenging than the single-antenna SBS case studied in [15]. To tackle this problem, here we propose a heuristic algorithm based on the combination of MPC and CD content placement scheme. In the proposed scheme, a fraction of caching space εM ($0 \leq \varepsilon \leq 1$) at a SBS is allocated to store the most popular contents which is called the MPC region. The remaining cache space is allocated to randomly store the contents with certain probabilities and is called the CD region.

In this scheme, the content placement probabilities $\{b_j\}$ need to satisfy the following conditions:

$$b_j = \begin{cases} 1, j \in [1, \dots, \varepsilon M]; \\ \varpi, j \in [\varepsilon M + 1, \dots, \varepsilon M + \lfloor (1 - \varepsilon) M / \varpi \rfloor]; \\ 0, j \in [\varepsilon M + \lfloor (M - \varepsilon M) / \varpi \rfloor + 1, \dots, J], \end{cases} \quad (21)$$

which are characterized by two variables ε and ϖ , where ϖ denotes the common probability value that a content in the CD region is stored at a SBS.

As such, the SCDP of the sub-6 GHz tier or mmWave tier can be expressed as

$$\mathcal{P}_{\text{SCD}}^{\text{s,mm}} = \sum_{j=1}^{\lfloor \varepsilon M \rfloor} a_j \mathcal{P}_{j,\text{SCD}}^{\text{s,mm}}(1) + \sum_{j=\lfloor \varepsilon M \rfloor + 1}^{\lfloor \varepsilon M \rfloor + \lfloor \frac{M - \lfloor \varepsilon M \rfloor}{\varpi} \rfloor} a_j \mathcal{P}_{j,\text{SCD}}^{\text{s,mm}}(\varpi). \quad (22)$$

It is seen in (22) that contents $\{1, \dots, \lfloor \varepsilon M \rfloor\}$ have the same SCDP $\mathcal{P}_{j,\text{SCD}}^{\text{s,mm}}(1)$, and contents $\{\lfloor \varepsilon M \rfloor + 1, \dots, \lfloor \varepsilon M \rfloor + \lfloor \frac{M - \lfloor \varepsilon M \rfloor}{\varpi} \rfloor\}$ have the same SCDP $\mathcal{P}_{j,\text{SCD}}^{\text{s,mm}}(\varpi)$. Our aim is to maximize the overall SCDP, and the problem is formulated as

$$\begin{aligned} &\max_{\varepsilon, \varpi} \mathcal{P}_{\text{SCD}}^{\text{s,mm}} \quad \text{in (22)} \\ &\text{s.t.} \quad \text{C1: } 0 \leq \varepsilon \leq 1, \\ &\quad \text{C2: } 0 \leq \varpi \leq 1, \\ &\quad \text{C3: } \mathbf{1}(\varepsilon = 1) \varpi = 0, \end{aligned} \quad (23)$$

where $\mathbf{1}(A)$ is the indicator function that returns one if the condition A is satisfied. The problem (23) is non-convex, and finding its global optimal solution is challenging. To obtain an efficient caching placement solution, we first use the following approximations [16]

$$\begin{cases} \sum_{j=1}^{\lfloor \varepsilon M \rfloor} a_j \approx \frac{(\varepsilon M)^{1-\gamma} - 1}{J^{1-\gamma} - 1} \\ \sum_{j=\lfloor \varepsilon M \rfloor + 1}^{\lfloor \varepsilon M \rfloor + \lfloor \frac{M - \lfloor \varepsilon M \rfloor}{\varpi} \rfloor} a_j \approx \frac{M^{1-\gamma}}{J^{1-\gamma} - 1} \left[\left(\varepsilon + \frac{(1 - \varepsilon)}{\varpi} \right)^{1-\gamma} - \varepsilon^{1-\gamma} \right] \end{cases} \quad (24)$$

respectively, based on the fact that for Zipf popularity with $0 < \gamma$, $\gamma \neq 1$ and large J ($M \ll J$), we have $\sum_{j=1}^M j^{-\gamma} / \sum_{m=1}^J m^{-\gamma} \approx (M^{1-\gamma} - 1) / (J^{1-\gamma} - 1)$ [16]. Therefore, the objective function of (22) can be approximated as

$$\begin{aligned} \tilde{\mathcal{P}}_{\text{SCD}}^{\text{s,mm}} &\approx \mathcal{P}_{j,\text{SCD}}^{\text{s,mm}}(\varpi) \frac{M^{1-\gamma}}{J^{1-\gamma} - 1} \left[\left(\varepsilon + \frac{(1 - \varepsilon)}{\varpi} \right)^{1-\gamma} - \varepsilon^{1-\gamma} \right] \\ &+ \mathcal{P}_{j,\text{SCD}}^{\text{s,mm}}(1) \frac{M^{1-\gamma}}{J^{1-\gamma} - 1} \varepsilon^{1-\gamma} - \frac{\mathcal{P}_{j,\text{SCD}}^{\text{s,mm}}(1)}{J^{1-\gamma} - 1}. \end{aligned} \quad (25)$$

Note that for the special case of MPC caching, i.e., $\varepsilon = 1, \varpi = 0$, the above reduces to $\tilde{\mathcal{P}}_{\text{SCD}}^{\text{s,mm}} \approx \mathcal{P}_{j,\text{SCD}}^{\text{s,mm}}(1) \frac{M^{1-\gamma} - 1}{J^{1-\gamma} - 1}$.

The problem (23) can be approximated as

$$\begin{aligned} &\max_{\varepsilon, \varpi} \tilde{\mathcal{P}}_{\text{SCD}}^{\text{s,mm}} \\ &\text{s.t.} \quad \text{C1} - \text{C3}. \end{aligned} \quad (26)$$

Since ε and ϖ are coupled in the objective function of (26), we use a decomposition approach to solve this problem. Because

$M^{1-\gamma}$ is always positive, given ϖ , the optimal ε is obtained by solving the following equivalent sub-problem:

$$\max_{0 \leq \varepsilon \leq 1} \frac{(\ell_o^{s,mm} - 1)\varepsilon^{1-\gamma} + \left(\varepsilon + \frac{(1-\varepsilon)}{\varpi}\right)^{1-\gamma} - \ell_o^{s,mm}}{J^{1-\gamma} - 1} \quad (27)$$

where $\ell_o^s = \frac{\mathcal{P}_{j,SCD}^s(1)}{\mathcal{P}_{j,SCD}^s(\varpi)}$, $\ell_o^{mm} = \frac{(\mathcal{P}_{j,SCD}^{mm,L}(1) + \mathcal{P}_{j,SCD}^{mm,N}(1))}{(\mathcal{P}_{j,SCD}^{mm,L}(\varpi) + \mathcal{P}_{j,SCD}^{mm,N}(\varpi))}$ are independent of ε . Thus, we have the following theorem.

Theorem 3: The optimal solution of the problem (27) is given by

$$\varepsilon^* = \min(\max(\varepsilon_o, 0), 1), \quad (28)$$

where $\varepsilon_o = \left(\left(\left(\frac{\ell_o^{s,mm} - 1}{\varpi - 1} \right)^{-1/\gamma} - 1 \right) \varpi + 1 \right)^{-1}$.

Proof 3: Let $f_1(\varepsilon)$ denote the objective function of the problem (27). We can obtain the first-order and the second-order derivatives of $f_1(\varepsilon)$ with respect to (w.r.t.) ε as

$$\frac{\partial f_1(\varepsilon)}{\partial \varepsilon} = \frac{(1-\gamma)}{J^{1-\gamma} - 1} \left[\frac{\ell_o^{s,mm} - 1}{\varepsilon^\gamma} + \left(1 - \frac{1}{\varpi}\right) \mathcal{K}^{-\gamma} \right], \quad (29)$$

$$\frac{\partial^2 f_1(\varepsilon)}{\partial \varepsilon^2} = \frac{-\gamma(1-\gamma)}{J^{1-\gamma} - 1} \left[\frac{\ell_o^{s,mm} - 1}{\varepsilon^{\gamma+1}} + \left(1 - \frac{1}{\varpi}\right)^2 \mathcal{K}^{-\gamma-1} \right], \quad (30)$$

respectively, where $\mathcal{K} = \varepsilon + \frac{1-\varepsilon}{\varpi}$. Note that $\ell_o^{s,mm} \geq 1$ and $\frac{1-\gamma}{J^{1-\gamma}-1} > 0$, so we get $\frac{\partial^2 f_1(\varepsilon)}{\partial \varepsilon^2} \leq 0$, which means that $f_1(\varepsilon)$ is a concave function w.r.t. ε . By setting $\frac{\partial f_1(\varepsilon)}{\partial \varepsilon}$ to zero, we obtain the stationary point ε_o .

Note that $0 \leq \varpi \leq 1$, and $\frac{\ell_o^{s,mm} - 1}{\varpi - 1} \geq 0$, we have $\varepsilon_o \geq 0$. To obtain the optimal ε^* , we need to consider the following cases:

- Case 1: $0 \leq \varepsilon_o < 1$. In this case, the optimal solution of the problem (27) is $\varepsilon^* = \varepsilon_o$.
- Case 2: $\varepsilon_o \geq 1$. In this case, $\frac{\partial f_1(\varepsilon)}{\partial \varepsilon} \geq 0$ for $\varepsilon \in [0, 1]$, and thus the optimal solution of the problem (27) is $\varepsilon^* = 1$.

Based on the above cases, we obtain (28) and complete the proof. For ε_o to be in the range of $[0, 1]$, ϖ should satisfy $0 \leq \varpi \leq \frac{1}{\ell_o^{s,mm}}$.

Consequently, the problem (26) reduces to the following optimization problem about ϖ only:

$$\max_{\varepsilon = \varepsilon_o(\varpi), 0 \leq \varpi \leq \frac{1}{\ell_o^{s,mm}}} \tilde{\mathcal{P}}_{SCD}^{s,mm}. \quad (31)$$

Since the problem (31) is non-convex, the optimal value can be found via one-dimensional search.

V. RESULTS AND DISCUSSIONS

In this section, the performance of the proposed caching scheme are evaluated using numerical results. Performance comparison between cache-enabled sub-6 GHz and mmWave systems is also highlighted. The system parameters are shown in Table I, unless otherwise specified. 1 GHz and 60 GHz are chosen for the sub-6 GHz and mmWave frequency bands, respectively.

TABLE I
PARAMETER VALUES.

Parameters	Values
Number of Antenna in sub-6 GHz-SBS (N_s)	2
Main-lobe Array Gain in mmWave-SBS (G_{mm})	2
LOS region (D_L)	15 m
Transmit power of each sub-6 GHz-SBS P_s	20 dBm
Transmit power of each mmWave-SBS P_{mm}	20 dBm
SBS's density for sub-6 GHz and mmWave	$\lambda_s, \lambda_{mm} = 600/\text{km}^2$
Path loss exponent $f_c = 1$ GHz	$\alpha_s = 2.5$
Path loss exponent $f_c = 60$ GHz [17]	$\alpha_L = 2.25, \alpha_N = 3.76$
Bit rate of each file (η/T)	$4 \times 10^5 \text{ bit/s}$
Available bandwidth in sub-6 GHz (W_s)	10 MHz
Available bandwidth in mmWave (W_{mm})	1 GHz
SBS cache capacity (M)	100
Content library size (J)	10^4
Zipf parameter γ	$0 \sim 2$

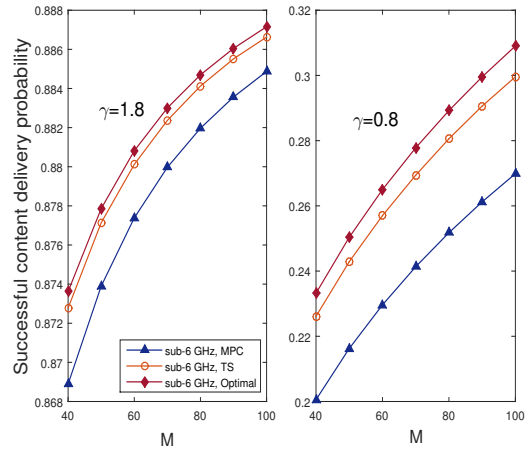


Fig. 1. Successful content delivery probability for sub-6 GHz single antennas.

In Fig. 1, we compare the performance of the proposed content placement scheme with the optimal solution [15] and the MPC scheme in the sub-6 GHz single-antenna case. Note that in the general multi-antenna setting, the optimal content placement is still unknown. The SCDP with different caching capacity M is shown in Fig. 1. It is observed that the proposed scheme provides close-to-optimal and significantly better performance than the MPC solution, especially when γ is small. The MPC solution is the worst caching scheme because it ignores the content diversity which is particular important when the content popularity is more uniform.

Fig. 2 shows the SCDPs comparison of various systems with different caching capacities M . It shows that the proposed content placement scheme performs consistently better than MPC, especially for smaller caching capacities. The results also indicate that sub-6 GHz always has a superior performance compared to the 60 GHz mmWave with the same SBS density.

Finally, we investigate the cache-density tradeoff and its implication on the comparison of sub-6 GHz and mmWave systems using the proposed content placement scheme. Fig. 3

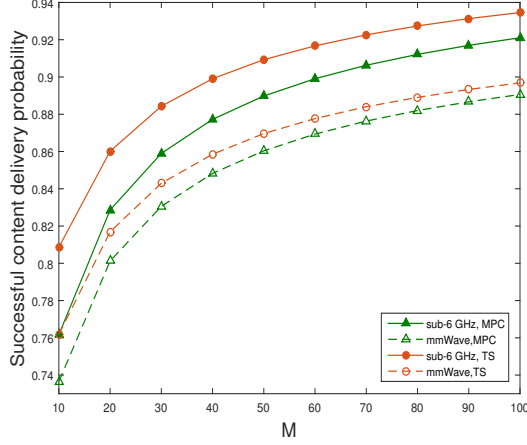


Fig. 2. The impact of M on the successful content delivery probability, $\gamma = 1.5$.

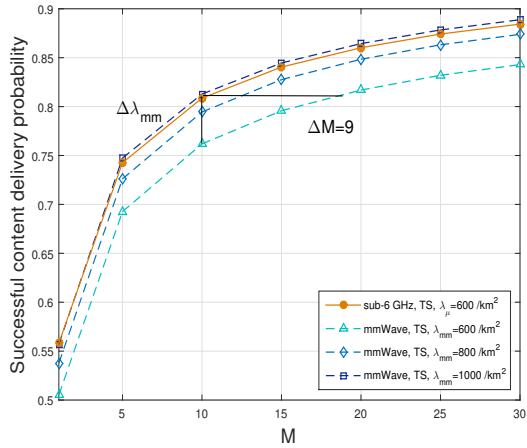


Fig. 3. Cache-density tradeoff, $\gamma = 1.5$.

demonstrates the SCDPs with different caching capacity M , SBS densities λ_s and λ_{mm} . It is observed that the sub-6 GHz channel is usually better than the mmWave channel, so with the same SBS density, sub-6 GHz achieves higher SCDP. To achieve performance comparable to that of the sub-6 GHz system with SBS density of $600/\text{km}^2$, the mmWave needs to deploy SBSs with a much higher density of $1000/\text{km}^2$, but the extra density of $\Delta\lambda_{mm} = 400/\text{km}^2$ is too costly to afford. Fortunately, by increasing the caching capacity from 10 to 19, the mmWave system can achieve the same SCDP of 82% as the sub-6 GHz system while keeping the same density of $600/\text{km}^2$. This result shows great promise of cache-enabled small cell systems because the relatively cheap storage can compensate the expensive infrastructure.

VI. CONCLUSION

This paper we have investigated the performance of caching in sub-6 GHz and mmWave multi-antenna dense networks to improve the efficiency of content delivery. Using stochastic

geometry, we have analyzed the successful content delivery probabilities and demonstrated the impact of various system parameters. We designed a novel caching scheme to maximize the successful content delivery probability with low complexity, and it has been shown to achieve near-optimal performance in the single-antenna case. An important implication of this work is that to reduce the performance gap between the sub-6 GHz and mmWave systems, increasing caching capacity is a low-cost and effective solution compared to the traditional measures such as using more antennas or increasing SBS density. As a promising future direction, to study cooperative caching in a hybrid sub-6 GHz and mmWave system could further reap the benefits of both systems.

REFERENCES

- [1] C. Fang, F. R. Yu, T. Huang, J. Liu, and Y. Liu, "A survey of energy-efficient caching in information-centric networking," *IEEE Commun. Mag.*, vol. 52, no. 11, pp. 122–129, Nov. 2014.
- [2] E. G. Larsson, T. L. Marzetta, H. Q. Ngo, and H. Yang, "Antenna Count for Massive MIMO: 1.9 GHz versus 60 GHz," *arXiv preprint arXiv:1702.06111*, Feb. 2017.
- [3] T. Bai and R. W. Heath Jr, "Comparing massive MIMO and mmWave massive MIMO," 2016. [Online]. Available: <http://users.ece.utexas.edu/~rheath/presentations/2015/ComparingMassiveMIMOSub6GHzAndMmWaveICC2015Heath.pdf>
- [4] J. Qiao, Y. He, and X. S. Shen, "Proactive caching for mobile video streaming in millimeter wave 5G networks," *IEEE Trans. Wireless Commun.*, vol. 15, no. 10, pp. 7187 – 7198, Aug. 2016.
- [5] Z. Chen, J. Lee, T. Q. Quek, and M. Kountouris, "Cooperative caching and transmission design in cluster-centric small cell networks," *arXiv preprint arXiv:1601.00321*, 2016.
- [6] G. Zheng, H. Suraweera, and I. Krikidis, "Optimization of hybrid cache placement for collaborative relaying," *IEEE Commun. Lett.*, vol. 21, no. 2, pp. 442 – 445, Feb. 2017.
- [7] D. Malak, M. Al-Shalash, and J. G. Andrews, "Optimizing content caching to maximize the density of successful receptions in device-to-device networking," *arXiv preprint arXiv:1608.07857*, 2016.
- [8] —, "Spatially correlated content caching for device-to-device communications," *arXiv preprint arXiv:1609.00419*, 2016.
- [9] B. Blaszczyszyn and A. Giovanidis, "Optimal geographic caching in cellular networks," in *Proc., IEEE Int. Conf. Commun. (ICC)*, London, UK, Sept. 2015, pp. 3358–3363.
- [10] T. S. Rappaport, S. Sun, R. Mayzus, H. Zhao, Y. Azar, K. Wang, G. N. Wong, J. K. Schulz, M. Samimi, and F. Gutierrez, "Millimeter wave mobile communications for 5G cellular: It will work!" *IEEE Access*, vol. 1, pp. 335–349, May 2013.
- [11] T. Bai and R. W. Heath Jr, "Coverage and rate analysis for millimeter-wave cellular networks," *IEEE Trans. Wireless Commun.*, vol. 14, no. 2, pp. 1100–1114, Feb. 2015.
- [12] J. Park, S. L. Kim, and J. Zander, "Tractable resource management with uplink decoupled millimeter-wave overlay in ultra-dense cellular networks," *IEEE Trans. Wireless Commun.*, vol. 15, no. 6, pp. 4362–4379, Jun. 2016.
- [13] Y. Zhu, L. Wang, K.-K. Wong, and R. W. Heath, "Secure communications in millimeter wave ad hoc networks," *IEEE Trans. Wireless Commun.*, vol. 16, no. 5, pp. 3205–3217, May 2017.
- [14] K. Venugopal, M. C. Valenti, and R. W. Heath, "Device-to-device millimeter wave communications: Interference, coverage, rate, and finite topologies," *IEEE Trans. Wireless Commun.*, vol. 15, no. 9, pp. 6175–6188, Jun. 2016.
- [15] J. Wen, K. Huang, S. Yang, and V. O. Li, "Cache-enabled heterogeneous cellular networks: Optimal tier-level content placement," *arXiv preprint arXiv:1612.05506*, 2016.
- [16] M. Taghizadeh, K. Micinski, S. Biswas, C. Ofria, and E. Torng, "Distributed cooperative caching in social wireless networks," *IEEE Trans. Mobile Comput.*, vol. 12, no. 6, pp. 1037–1053, Jun. 2013.
- [17] T. S. Rappaport, E. Ben-Dor, J. N. Murdock, and Y. Qiao, "38 GHz and 60 GHz angle-dependent propagation for cellular & peer-to-peer wireless communications," in *Proc., IEEE Int. Conf. Commun. (ICC)*, Ottawa, Canada, Nov. 2012, pp. 4568–4573.