

Seasonal benefits of farmland pond management for birds

Jonathan Lewis-Phillips ^{a,b}, Stephen J. Brooks ^{a,b}, Carl D. Sayer ^a, Rachel McCrea^c, Gavin Siriwardena ^d, Hannah Robson ^e, Anne L. Harrison ^e and Jan C. Axmacher ^a

^a Pond Restoration Research Group, Environmental Change Research Centre, Department of Geography, University College London, UK

^b Natural History Museum, Kensington, London, UK

^c Statistical Ecology at Kent, School of Mathematics, Statistics and Actuarial Science, University of Kent, Canterbury, UK

^d British Trust of Ornithology, Thetford, UK

^e Wildfowl & Wetlands Trust, Slimbridge, UK

Author contact: jonathan.lewis.15@ucl.ac.uk

Author address: Pond Restoration Research Group, Environmental Change Research Centre, Department of Geography, University College London, UK, WC1E 6BT

Seasonal benefits of farmland pond management for birds

Abstract

Capsule: Seasonal benefits of farmland pond restoration for birds.

Aims: To evaluate season-specific benefits of farmland pond restoration for local bird communities.

Methods: Bird communities were recorded at unmanaged overgrown and managed open-canopy farmland ponds over the breeding, post-breeding and winter seasons. Results were compared and related to seasonal variation in environmental conditions of within-pond and marginal habitats to identify predictors of local bird communities.

Results: Bird communities at managed open-canopy ponds showed a higher abundance and species richness over all seasons displaying pronounced seasonal shifts in composition.

Warblers and other specialised bird species were frequently observed at open-canopy sites over the breeding and post-breeding seasons but were generally absent from overgrown ponds. While pond management and landscape connectivity had a consistent positive influence on bird communities over all seasons, the importance of other predictors such as bramble area varied seasonally.

Conclusions: Our study highlights a key role of pond management for farmland bird conservation. In addition, the identified seasonal predictors of bird assemblages provide valuable lessons for the design of agri-environment prescriptions for farmland ponds, highlighting the importance of bramble-dominated patches and pond marginal habitat over the breeding season and of a strong connectivity between pond margins and surrounding semi-natural habitats throughout the year.

Keywords

Aquatic habitat restoration; pond restoration; agricultural biodiversity conservation; agri-environment schemes

Funding

This work was supported by the NERC London Doctoral Training Programme (DTP) studentship to Jonathan Lewis-Phillips under grant number: NE/L002485/1, alongside funding and logistical support from the Wildfowl & Wetlands Trust.

Disclosure Statement

No potential conflict of interest was reported by the authors.

Introduction

Across Europe many farmland bird species have declined (Tucker & Heath 1994), with an estimated loss of 420 million individuals since 1980 (Inger *et al.* 2015). In line with European declines, since 1970, UK farmland bird populations have decreased by 56% (Defra 2018). Agricultural intensification has impacted on farmland bird populations through a variety of mechanisms, ranging from changes in farming practices, such as the transition from spring-sown to autumn-sown crops (Evans *et al.* 2004, Newton 2004), intensified grassland management (Butler *et al.* 2010), increased use of agricultural chemicals (Bright *et al.* 2008, Hallmann *et al.* 2014), reduction of non-cropped features (Robinson & Sutherland 2002, Bright *et al.* 2008, Sayer *et al.* 2012) and increased land drainage (Newton 2004). Despite the widespread introduction of agri-environmental schemes (AES) by the European Union (EU) as a key component of the Common Agricultural Policy (CAP) in part to address declines in farmland biodiversity (Natural England 2009, Davey *et al.* 2010), populations of many farmland bird species have continued to decline. However, schemes that target key habitat provision, such as the Cirl Bunting *Emberiza cirlus* reintroduction project, have been shown to be locally effective in increasing bird populations (Aebischer *et al.* 2015, Jeffs *et al.* 2016). One AES measure that has had a poor uptake in the UK is pond management (Natural England 2009). Over the last 30 – 40 years, due to a reduction in traditional farmland pond management practices combining occasional scrub and sediment removal, many ponds have become highly terrestrialised. As a consequence numbers of early and mid-succession open-canopy farmland ponds have dwindled (Sayer *et al.* 2012, Sayer 2014, Thornhill 2017). Recent research has revealed that restoration and subsequent management of UK farmland ponds by sediment and scrub removal to re-establish and maintain open-canopy conditions promotes significant increases in the abundance and diversity of aquatic macrophytes and invertebrates (Sayer *et al.* 2012, Sayer *et al.* 2013). Furthermore, Davies *et al.* (2016) and

Lewis-Phillips *et al.* (2019) demonstrated that bird abundance and overall species richness were significantly higher at managed open-canopy agricultural ponds than at their unmanaged overgrown counterparts in mid-summer and year-around surveys, respectively.

Farmland birds are highly mobile organisms (Siriwardena *et al.* 2006) that prioritise different resources at different times of the year (Vickery *et al.* 2009) and switch between breeding and winter feeding sites within the wider landscape (Aebischer *et al.* 2015). In order to fully understand the potential contribution of AES measures for birds, it is therefore important to evaluate the localised effects of these measures during different times of the year (Siriwardena *et al.* 2006, Redhead *et al.* 2018), and especially to separate patterns for breeding and non-breeding periods as associated with major bird diet shifts (Wilson *et al.* 1999).

To fill this research gap, this study investigates the local effect of farmland pond management for bird communities during the breeding, post-breeding and winter seasons. We specifically test the hypotheses that a) managed open-canopy ponds harbour a significantly higher bird species richness and abundance than unmanaged overgrown ponds over all seasons, reflecting a higher availability of resources all year around, b) bird communities vary seasonally in response to environmental variations in pond and pond margin environments, c) conservation priority bird species are recorded at higher abundances over all seasons at managed open-canopy ponds in comparison to unmanaged overgrown ponds.

Methods

Study site

We studied 16 agricultural ponds situated in North Norfolk, eastern England (see Lewis-Phillips *et al.* 2019) (Table 1). Ponds fell into two distinct categories: ‘managed open-

canopy’ ponds and ‘unmanaged overgrown’ ponds. The open-canopy ponds had either been restored by major scrub and sediment removal (n = 8) or managed by more moderate scrub removal (n = 8) within the last five years. These ponds had low shading (< 10%) and were all dominated by aquatic macrophytes. By contrast, the unmanaged overgrown ponds had not been managed for at least 20 - 40 years, and as a result had > 85% shaded water, and a general absence of aquatic macrophytes. The unmanaged overgrown ponds were predominantly overgrown by Willow *Salix* spp. and European Alder *Alnus glutinosa* trees and also contained large quantities of dead wood (Sayer *et al.* 2012, Sayer *et al.* 2013). All study ponds were situated within agricultural arable fields and featured an herbaceous margin > 7 m wide. The ponds were shallow (average depth < 1.5 m), had an average water surface area of 303 m² ± 31 m², and a total average footprint, including pond margins, of 2694 m² ± 464 m². A minimum distance of 200 m between pond sites was maintained to reduce spatial autocorrelation (Ralph *et al.* 1995).

Table 1. Study pond names, location and management type.

Pond Name	Grid Reference	Category
WADD9	TG 0484 3178	Managed open-canopy
WADD10	TG 0465 3164	Managed open-canopy
WADD17	TG 0520 3173	Managed open-canopy
WADD23	TG 0571 3365	Managed open-canopy
BECK	TG 1110 3765	Managed open-canopy
SHOOT	TG 1135 3780	Managed open-canopy
SABA	TG 1135 3780	Managed open-canopy
MYST	TG 1260 3945	Managed open-canopy
STODY9	TG 0409 3433	Unmanaged overgrown
STODY10	TG 0417 3450	Unmanaged overgrown
STODY11	TG 0438 3450	Unmanaged overgrown

CHFA2	TG 1188 3881	Unmanaged overgrown
BAWO2	TG 1284 3834	Unmanaged overgrown
BRECK	TG 1259 3762	Unmanaged overgrown
NROAD	TG 1288 3768	Unmanaged overgrown
SKYLA	TG 1106 3833	Unmanaged overgrown

Bird surveys

All bird species observed around the agricultural pond sites were included within this study. For analysis we differentiated between three major ecological seasons for birds: April to June as ‘breeding season’ (BTO 2011, Redhead *et al.* 2018), December to February as ‘winter season’ (Redhead *et al.* 2018), with the inclusion of a ‘post-breeding season’ from July to September.

Bird surveys were undertaken between May 2016 and April 2017 (see Lewis-Phillips *et al.* 2019). One series of morning (05:00 - 10:30) and afternoon (12:00 - 17:30) surveys were undertaken on a monthly basis. Each bird survey series consisted of three ‘main’ and three ‘snapshot’ surveys. ‘Main’ surveys consisted of five-minute length point-count surveys, with a two-minute interval between each survey (Voříšek *et al.* 2008). The ‘Main’ surveys recorded all bird species with the exception of the aerial insectivores, Barn Swallow *Hirundo rustica*, Common Swift *Apus apus* and Common House Martin *Delichon urbicum*. The ‘Snapshot’ surveys were aimed specifically at the aforementioned aerial insectivore species and took place exactly one minute after each ‘main’ survey was completed. To avoid the potential influence of poor weather on bird activity and behaviour, monitoring was not conducted in heavy rain or wind. Study site visit order was randomised on each occasion. To reduce bias due to variation in the detectability of different species, alongside potential detectability differences between the open-canopy and overgrown farmland ponds, bird

individuals were recorded using either telescope/binoculars or by sound from a set location that maximised visibility of the pond open surface area and margin (Bibby *et al.* 1992). Individuals were identified to species level along with their initial location within the pond. Bird conservation status, categorised as ‘green’ (species of least conservation concern), ‘amber’ (species that have experienced moderate declines) and ‘red’ (species that have experienced severe population declines) (for further details see RSPB 2018) were also recorded. Birds initially flushed on arrival were included within the initial ‘main’ survey (Voříšek *et al.* 2008). Birds observed within the pond or surrounding herbaceous margin were recorded, but flying individuals were only counted if seen within a height of 10 m above the pond surface.

Pond habitat analysis

To determine the environmental setting of each site, we measured pond habitats during the bird survey year (2017) to an accuracy of one metre, including pond connectivity (distance to nearest semi-natural terrestrial habitat), total pond area, area of non-shaded water, area of shaded water, pond area covered by aquatic macrophytes, area of herbaceous margin, bramble area within the pond margin (defined as dense understory vegetation < 3 m tall, mainly dominated by bramble *Rubus* spp., but sometimes also including Hawthorn *Crataegus monogyna* and Blackthorn *Prunus spinosa*), and area of trees within the pond margin (defined as tree species > 3 m tall). Aerial images of each study pond were recorded using a DJI Mavik Pro unmanned aerial vehicle in combination with a scale marker. Habitat areas were then calculated using the scale tool in Photoshop Creative Cloud 2017 and subsequently updated for the three selected seasons. Pond connectivity was calculated as the distance from the centre of the pond and the nearest semi-natural terrestrial habitat feature (typically a hedgerow or woodland patch), using online Ordnance Survey maps and verified via field

surveys. At unmanaged overgrown sites, the area of shaded water was also verified through field survey.

Data analysis

Bird community analysis

As per Lewis-Phillips *et al.* (2019), bird abundance was measured as the overall number of bird recordings at each study site, combined across species and survey types. Species richness, Simpson's exponential and Shannon's diversity indices were utilised to calculate seasonal α -diversity and γ -diversity (Crist *et al.* 2003, Jost 2006). Flocks and families of birds were recorded as a single visit to prevent potential statistical bias generated by artificially increasing sample sizes (e.g. a single species flock of 10 birds arriving together was counted as one visit, as was a single bird arriving alone). The 'vegan' package (Oksanen *et al.* 2013) in R software 3.5.2. (R Core Team 2017) was used to calculate the diversity indices. All further analyses were also completed in R software 3.5.2. (R Core Team 2017).

Our analysis mainly focuses on assemblage-level bird indices, based on the assumption that the benefits of pond management would be displayed through net increases in abundance or species richness. We acknowledge that individual species show species-specific response patterns to certain environmental variables, such as bramble area, and therefore, we provide a further analysis of Common Linnet *Linaria cannabina* (as an obligate granivorous specialist) and hirundine (Swallow, Swift and House Martin, as obligate insectivorous specialists) abundance, alongside abundances of conservation priority red and amber listed species. Mann-Whitney tests were used to compare bird abundance and species richness alongside the abundance of Linnet, hirundines and conservation priority species, between pond management types for each season.

Environmental predictors of seasonal bird communities

Pearson's correlations between the environmental predictors were calculated for each season and individual variables from pairs with correlation coefficients > 0.7 were removed (Booth *et al.* 1994, Dormann *et al.* 2013). Subsequent analyses were then conducted based on the remaining variables (Bates & Maechler 2010).

For each season, bird abundance and species richness were analysed using Generalised Linear Mixed Models (GLMMs) of assemblage-level indices. We modelled effects using a Poisson distribution applying a log link function. Study pond and 'pond nested within date' were included as random effects, using the lme4 package (Bates & Maechler 2010) in R-software package 3.5.2. (R Core Team 2017), controlling potential temporal autocorrelation connected with repeat survey visits to study sites, in combination with multiple observations per date-pond combination. Akaike's information criterion ($AICc < 2$) was utilised to select models (Burnham & Anderson 2002, Grueber *et al.* 2011) and model averaging was conducted with full average results presented (Bolker *et al.* 2009). All variables were standardised prior to analysis.

Results

Seasonal patterns in bird assemblages

Bird abundance

Significantly higher bird abundance was recorded at managed open-canopy pond sites over the breeding, post-breeding and winter seasons, in comparison to unmanaged overgrown

ponds (Table 2). At both pond management types bird abundance was highest over the breeding season and lowest over the winter season.

Table 2. Bird species richness and abundance for seasonal bird α -diversity by pond management type and seasonal γ -diversity of birds over all ponds. α -diversity represented by mean values \pm standard error of the mean. Statistical significance denoted by $p < 0.001$ (***), $p < 0.01$ (**) and $p < 0.05$ (*) and highlighted in bold.

<i>Season</i>	<i>Pond category</i>	<i>Spp. richness ($x \pm SE$)</i>	<i>Abundance ($x \pm SE$)</i>	<i>Shannon Diversity (exp)</i>	<i>Simpson's Diversity (1/D)</i>
Breeding	Alpha diversity				
	Managed	24.75 \pm 1.03***	100.38 \pm 7.43***	16.69 \pm 0.78***	13.11 \pm 0.62***
	Unmanaged	11.75 \pm 1.26***	46.50 \pm 6.92***	8.25 \pm 0.89***	6.82 \pm 0.73***
	Gamma diversity				
	All Ponds	52	1459	21.96	15.99
	Combined managed	48	992	24.80	18.80
	Combined unmanaged	25	467	12.58	9.74
Post-breeding	Alpha diversity				
	Managed	29.2 \pm 1.0***	74.25 \pm 6.16**	17.80 \pm 1.41***	13.05 \pm 1.46**
	Unmanaged	12.63 \pm 1.0***	41.25 \pm 6.05**	8.21 \pm 0.66***	6.70 \pm 0.60**
	Gamma diversity				
	All Ponds	57	1165	23.86	16.90
Combined managed	52	762	24.96	16.22	

	Combined unmanaged	26	403	12.64	9.60
Winter	Alpha diversity				
	Managed	$17 \pm 0.94^{***}$	$49.25 \pm 3.96^*$	$11.30 \pm 0.93^{***}$	$8.82 \pm 1.00^{**}$
	Unmanaged	$9 \pm 1.27^{***}$	$27.88 \pm 6.00^*$	$5.83 \pm 0.71^{***}$	$4.63 \pm 0.62^{**}$
	Gamma diversity				
	All Ponds	41	886	17.67	12.00
	Combined managed	39	580	20.04	14.79
	Combined unmanaged	24	306	9.36	6.10

GLMMs identified pond management as consistently exerting the strongest positive influence over bird abundance, with significant differences identified over the breeding and winter seasons. Pond connectivity to semi-natural terrestrial landscape features such as hedgerows was also found to be a significant predictor of bird abundance, exercising a positive influence throughout the year (Figure 1). Bramble area was a significant predictor of bird abundance over the breeding and post-breeding seasons, with higher bird abundance associated with larger areas of bramble. Bird abundance was significantly positively associated with overall area of the pond margin over the breeding season, and with the area of tree cover around the pond margin over the winter season.

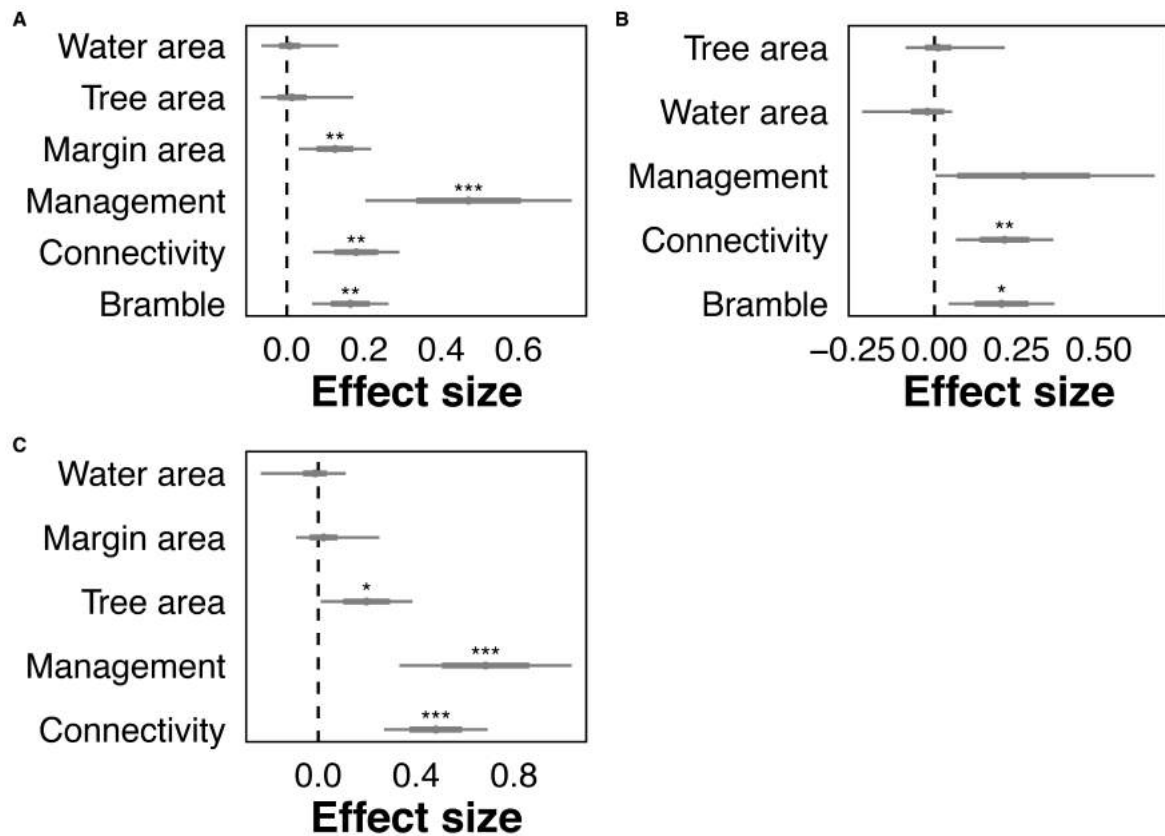


Figure 1. Effect size plots for bird abundance over (a) breeding (b), post-breeding and (c) winter seasons. Taken from GLMM analysis, with SE and upper and lower confidence intervals. Significance values as: $p < 0.001$ ***, $p < 0.01$ **, $p < 0.05$ *

Bird species richness

Significantly higher bird species richness was observed at managed open-canopy pond sites throughout the breeding, post-breeding and winter seasons, in comparison to unmanaged overgrown ponds (Table 2). Regardless of pond management, bird species richness was highest at all study sites over the post-breeding season and lowest over the winter season.

Pond management and connectivity with terrestrial semi-natural landscape features were significant predictors exerting a positive influence on bird species richness throughout the

year. Over the post-breeding season, bird species richness was also positively associated with higher tree area around the margin (Figure 2).

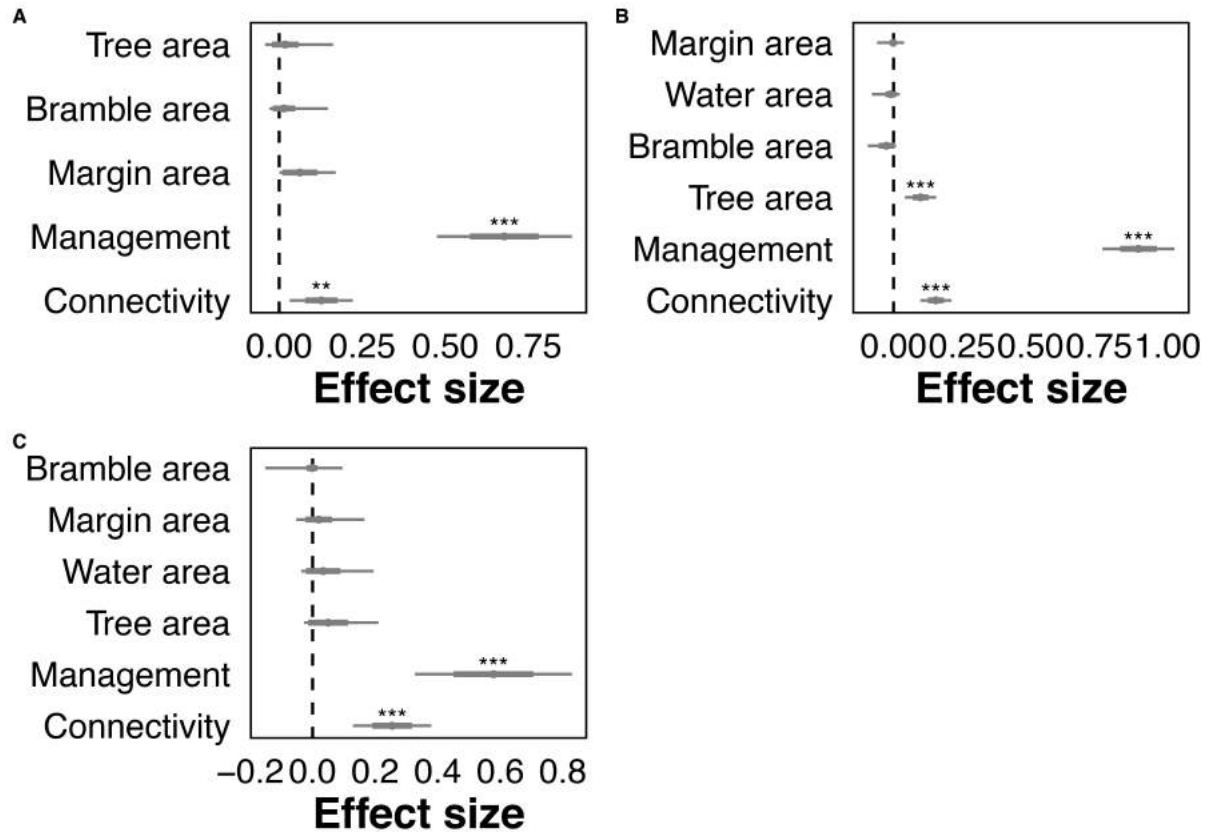


Figure 2. Effect size plots for bird species richness (a) over breeding (b), post-breeding and (b) winter seasons. Taken from GLMM analysis, with SE and upper and lower confidence intervals. Significance value codes: $p < 0.001$ ***, $p < 0.01$ **, $p < 0.05$ *

Seasonal shifts in bird use of ponds

Seasonal fluctuations in bird communities were more prominent at open-canopy pond sites in comparison to overgrown sites. Abundance of conservation priority red and amber listed bird species was also higher at managed-open canopy ponds over all seasons (Figure 3). At managed open-canopy ponds, the abundance of obligately insectivorous hirundines (Barn Swallow, Swift and House Martin) was significantly higher over the breeding and post-

breeding seasons. In contrast, no hirundine visits were recorded at the unmanaged overgrown ponds over the same period. Linnet (obligate granivores) abundance was significantly higher at managed open-canopy ponds over the breeding and post-breeding season, whereas observations of this species were either very low or absent over all seasons at the overgrown ponds (Figure S3).

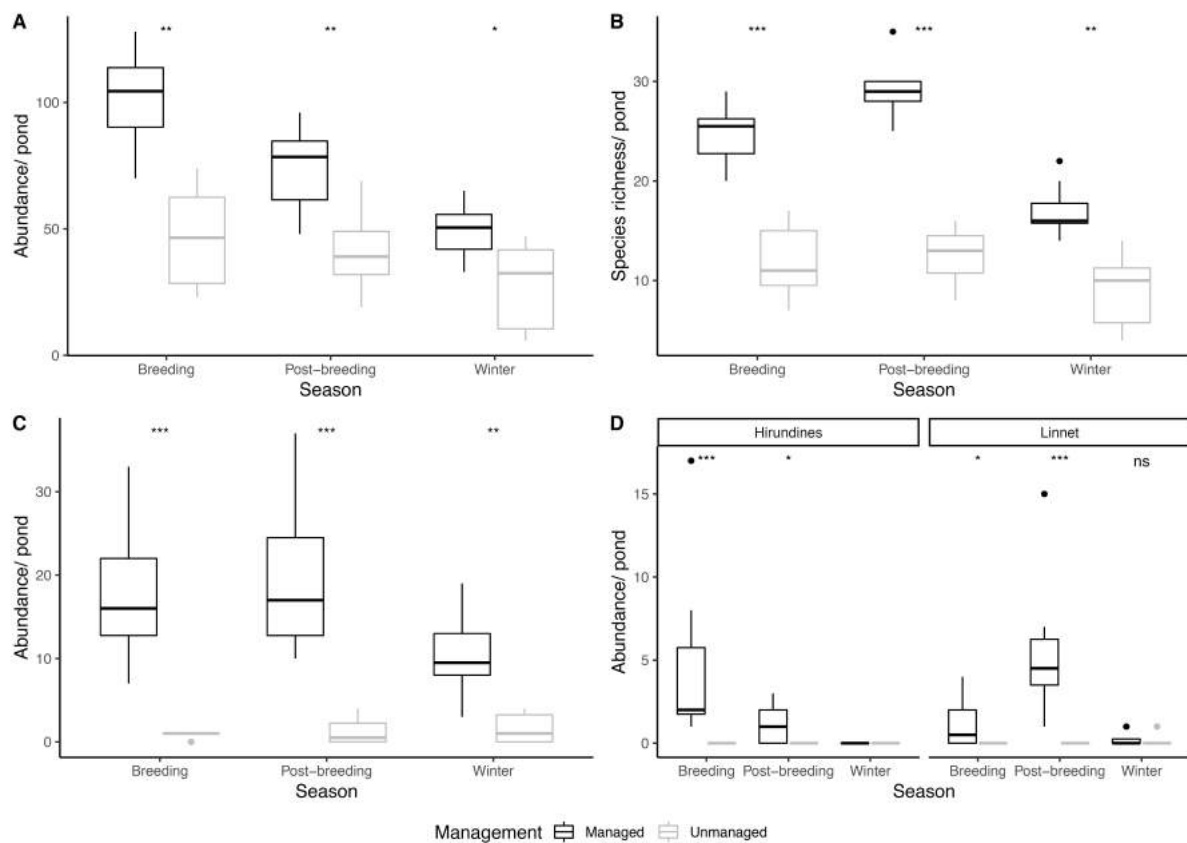


Figure 3. (a) bird abundance by pond management and season, (b) bird species richness by pond management and season, (c) conservation priority (red and amber) bird abundance by pond management and season and (d) abundance of hirundine and by pond management and season. Boxplots show median, upper and lower quartiles, with data falling outside Q1 – Q3 range plotted as outliers. Statistical significance of Mann-Whitney tests denoted by $p < 0.001$ (***), $p < 0.01$ (**), $p < 0.05$ (*) and ns = not significant.

Over the breeding and post-breeding seasons, managed open-canopy ponds were visited by a variety of warblers including Common Whitethroat *Sylvia communis*, Lesser Whitethroat *Sylvia curruca*, Willow Warbler *Phylloscopus trochilus*, Common Chiffchaff *Phylloscopus collybita* and Eurasian Blackcap *Sylvia atricapilla*. With the exception of Chiffchaff, that was regularly recorded at both pond management type, other warbler species were either observed in lower numbers or entirely absent from unmanaged overgrown pond sites throughout all seasons. Other conservation priority species with specialist requirements, such as Yellowhammer *Emberiza citrinella* and Spotted Flycatcher *Muscicapa striata* were also only recorded at managed open-canopy ponds over the breeding season. In comparison, generalist bird species, such as European Robin *Erithacus rubecula*, Common Blackbird *Turdus merula*, Common Wood Pigeon *Columba palumbus*, Eurasian Blue Tit *Cyanistes caeruleus* and Eurasian Wren *Troglodytes troglodytes* were frequently recorded at both pond management types over all seasons. With the exception of Blue Tit and Wood Pigeon, these generalist species were consistently recorded at higher frequencies at managed open-canopy ponds.

Regardless of pond management type, farmland ponds were most utilised by local bird communities over the breeding and post-breeding seasons with visits lower over winter. Nevertheless, in winter Redwing *Turdus iliacus*, Fieldfare *Turdus pilaris*, Eurasian Teal *Anas crecca*, Mallard *Anas platyrhynchos* and Common Snipe *Gallinago gallinago* were recorded at managed-open canopy ponds, but were largely absent from unmanaged overgrown ponds. By contrast Eurasian Woodcock *Scolopax rusticola* and Brambling *Fringilla montifringilla* were recorded only at unmanaged overgrown pond sites in winter.

Discussion

Previous research has demonstrated the importance of farmland pond management for local bird communities (Davies *et al.* 2016, Lewis-Phillips *et al.* 2019) but seasonal patterns were not identified. To evaluate the effectiveness of farmland pond management as an AES measure, it is important to understand not only if ponds positively influence local bird communities but also whether bird community responses vary seasonally (Siriwardena *et al.* 2006, Siriwardena 2010). As such, the finer temporal resolution of this study offers previously unidentified insights into how local bird communities utilise managed open-canopy and unmanaged overgrown ponds in different seasons. Alongside the all-season preference for managed open-canopy ponds by more abundant and diverse bird communities, including conservation priority species, more prominent seasonal shifts in bird communities at managed open-canopy ponds likely reflect seasonal shifts in resource and habitat availability. The regular and exclusive use of managed open-canopy ponds over the breeding and post-breeding seasons by a variety of migrant warbler species (e.g. Lesser Whitethroat and Chiffchaff), alongside many other bird species with specialist requirements (e.g. Yellowhammer), strongly suggests an increased importance of invertebrate and seed resources at these ponds, alongside better provision of favourable (cover next to food sources) nesting sites within bramble patches and increased availability of nesting materials. Similarly, open-canopy sites are preferentially visited over winter by migrant species such as Redwing and Fieldfare, possibly due to increased availability of fruits associated with early successional bramble habitat. Further, species such as Eurasian Teal *Anas crecca* may be potentially attracted to managed open-canopy sites over winter due to accessibility to areas of open water. The less prominent seasonal shifts in bird communities at unmanaged open-canopy ponds, with visits throughout the year largely dominated by generalist non-conservation concern species suggests that these pond sites offer a less resource-rich environment in all seasons.

Environmental controls on birds

The observed key role that pond management plays in explaining both higher bird abundances and species richness across all seasons can be linked to major management linked environmental and habitat changes that occur both within the pond and in the pond margin. The removal of pond sediment and opening of the canopy allows light to reach the water and increases the open, non-shaded water area. Consequently, macrophyte coverage and diversity increases (Sayer *et al.* 2012), providing important physical structure within the water, creating microgradients of nutrients, oxygen and pH (Declerck *et al.* 2011) and, as emergence trap results have demonstrated, a significantly increased abundance of emergent invertebrates particularly over the breeding season, in comparison to unmanaged overgrown sites (Lewis-Phillips *et al.* in review). Emerging aquatic invertebrates provide the foundation for numerous aquatic-terrestrial interactions, with birds directly benefitting from the simultaneous arrival of a high-quality and high-quantity food resource (Baxter *et al.* 2005, Bradbury & Kirby 2006, Schummer *et al.* 2012, Popova *et al.* 2017).

An abundant, pond-derived invertebrate food source may be of particular importance over the bird breeding season as the high quantities of unsaturated omega-3 fatty acids contained within aquatic invertebrates (but which are low or absent in terrestrial invertebrates), are known to be highly beneficial to chick development (Twining *et al.* 2016, Twining *et al.* 2018). Increased emergent invertebrate availability at managed, open-canopy ponds may therefore act as an incentive for some birds to visit over the breeding and post-breeding seasons in order to obtain a biochemically important, but restricted (to open-canopy aquatic habitats), food source in intensively farmed landscapes. For example, that hirundines were frequently recorded at managed open-canopy ponds over the breeding season, but entirely absent from unmanaged overgrown ponds, strongly suggests that individuals were attracted

to increased invertebrate foraging opportunities in the former during this season. This idea is further supported by breeding season visits to open-canopy ponds by a variety of warbler species alongside Spotted Flycatcher and Yellowhammer that were absent at the overgrown pond sites.

Restoration and management work that reduces scrub cover next to ponds tends to increase the area of wetted pond margin, particularly in the first few years after management/restoration before scrub starts to re-invade. Consequent access to wet mud at pond edges is likely a key factor determining invertebrate food availability to birds (Green *et al.* 2000), for example benefiting species that forage in soft substrates such as Common Snipe (Bradbury & Kirby 2006), recorded at managed open-canopy pond sites over the winter season, and Song Thrush *Turdus philomelos*, observed at open-canopy sites over the breeding and winter seasons. Furthermore, increases in the open water area and wet perimeter provide birds with a source of nesting material (e.g. wet mud and a variety of vegetation) alongside drinking and washing opportunities. As such, Barn Swallow and House Martin were regularly recorded drinking from open-canopy pond sites over the breeding and post-breeding seasons, while Great Tit *Parus major*, Yellowhammer and Wren were all observed collecting nesting materials (e.g. grasses) during the breeding season from muddy pond edges.

Larger pond margin areas were found to be significantly positively correlated with bird abundance over the breeding season, likely linked to the provision of higher levels of complex habitat thus affording more resources for bird nesting and foraging. Pond management results in habitat changes within pond margins, especially promoting the development of more diverse habitats along the moisture gradient from the pond edge to the field margin, including patches of disturbed ground, bramble, low growing scrub and seed-rich plants such as Chickweed *Stellaria media*. Rank wetland vegetation, frequently found

around managed open-canopy ponds, is important over the breeding season for species such as Common Reed Bunting *Emberiza schoeniclus* that benefit from this habitat through nest concealment alongside greater invertebrate prey availability, in comparison to surrounding agricultural land (Brickle & Peach 2004, Redhead *et al.* 2018). Further, the positive seasonal link identified between the area of dense bramble understory area and bird abundance during the breeding and post-breeding seasons is likely related to the highly suitable nesting habitat provided by this vegetation type for a wider variety of bird species, including for species regularly recorded at managed open-canopy ponds such as Linnet (Moorcroft *et al.* 2006), Yellowhammer (Peakall 1960), Chiffchaff and Blackcap (Rodrigues & Crick 1997). Over the post-breeding season, species with second broods, such as Yellowhammer (Peakall 1960) and Chiffchaff, could continue to utilise bramble as nesting habitat, while juvenile birds may use it as cover and protection against predators. The absence of any significant relationship between bramble and bird communities over the winter season further indicates that seasonal bird usage of bramble is potentially related to nesting.

Positive associations between tree area within the margin and bird abundance over the winter season and bird species richness over the post-breeding season may be related to specific resources provided by trees. Several bird species including Chiffchaff and Common Chaffinch *Fringilla coelebs* were observed foraging in and around trees at both pond management types over the breeding and post-breeding seasons, while Fieldfare and Redwing were observed foraging for fruits around managed open-canopy ponds over the winter season. Trees generally afford shelter, food resources such as seeds and fruit (Peck 1989), nesting habitat and shade, and they may also increase connectivity, assisting the movement of individuals through the landscape to access pond resources. Nonetheless, despite an overall higher proportion of tree cover, bird communities recorded at unmanaged

overgrown ponds were less diverse and had lower abundances, suggesting that many birds associated with farmland ponds favour tree habitats close to non-shaded open water.

The importance of increased connectivity with landscape features is well documented for a range of animal and plant species (Joyce *et al.* 1999, Bennett *et al.* 1994, Parish *et al.* 1994, Wehling & Diekmann 2009, Sullivan *et al.* 2017). Connectivity may be of particular importance within intensively farmed landscapes where hedgerows and other semi-natural features likely facilitate the movement of farmland bird individuals between remaining patches of good quality habitat (Hinsley & Bellamy 2000). The importance of connectivity specifically for birds is again well documented. Vanhinsbergh *et al.* (2002) showed that bird species richness is significantly higher in new farm woods when they are connected by hedgerows, while Bellamy & Hinsley (2005) demonstrated that farmland bird individuals are three times more likely to move through hedgerows than across open fields with presence of a range of breeding bird species linked to improved hedgerow connectivity in woodland patches (Hinsley *et al.* 1995). In support of this previous work, our research demonstrates that increased connectivity with semi-natural landscape features such as hedgerows and woodland patches significantly influences bird communities at farmland ponds over all seasons, with ponds situated closer to hedgerows or small woodland areas hosting a higher bird abundance and species richness than more isolated ponds.

Conservation implications

Combined with the demonstrated benefits that managed open-canopy ponds offer to aquatic plants, invertebrates and amphibians (Sayer *et al.* 2012, Sayer *et al.* 2013) and building on our previous work (Davies *et al.* 2016, Lewis-Phillips *et al.* 2019), this study highlights the seasonal value of pond management and in turn in-pond and surrounding pond margin

composition for localised bird communities. We show that, relative to unmanaged overgrown ponds, managed open-canopy farmland ponds are of particular importance to bird communities over the breeding and post-breeding season, as indicated by seasonal peaks in bird abundance and species diversity. In contrast, both managed open canopy and unmanaged overgrown ponds were distinctly less utilised in winter, although the former ponds still hosted a wider range of bird species, including winter migrants.

Our results have important direct implications for the design of farmland pond management in AES, showing that an approach to pond restoration and management that promotes a mosaic of open water, groups of trees, bramble, low scrub and tall grasses to develop in combination with muddy patches around the pond water edge will optimise the benefits of open ponds for local bird communities over the breeding and post-breeding seasons. Given the positive year-round influence of pond connectivity with nearby semi-natural terrestrial features such as hedgerows for birds across all seasons, we further recommend that farmland ponds situated at field edges should be prioritised for restoration and subsequent management measures and that hedgerow planting to connect isolated farmland ponds to other semi-natural features should be encouraged. Echoing previous work (Sayer et al. 2013; Davies et al. 2016; Lewis-Phillips et al. 2019), we strongly conclude that farmland ponds have been undervalued in farmland conservation for a range of taxa and advocate that this situation should be re-evaluated so that pond management is more widely adopted and promoted within future AES.

Acknowledgements

We would like to thank the London Doctorial Training Partnership and the Wildfowl & Wetlands Trust for their continued support throughout this project. We also thank Derek Sayer, Jimmy Gallon, Thomas and Amelia Courthauld, Peter Seaman and Paul Marsh for site access. We dedicate this paper to Richard Waddingham who inspired this study.

References

- Aebischer, N.J., Bailey, C.M., Gibbons, D.W., Morris, A.J., Peach, W.J. & Stodate, C. 2015. Twenty years of local farmland bird conservation: the effects of management on avian abundance at two UK demonstration sites. *Bird Study* **63(1)**: 1–21.
- Bates, D. & Maechler, M. 2010. lme4: Linear mixed-effects models using Eigen and Eigenfaces. R package version 0.999375-37. <https://cran.r-project.org/package=lme4>.
- Baxter, C. V., Fausch, K.D. & Saunders, W.C. 2005. Tangled webs: Reciprocal flows of invertebrate prey link streams and riparian zones. *Freshwater Biol* **50(2)**: 201–220.
- Bellamy P.E. & Hinsley S.A. 2005. The role of hedgerows in linking woodland bird populations. In McColin D, Jackson J (eds) Planning, people and practice: the landscape ecology of sustainable landscapes. *Proceedings of the thirteenth IALE (UK) conference*.
- Bennett, A.F., Henein, K. & Merriam, G. 1994. Corridor use and the elements of corridor quality: Chipmunks and fencerows in a farmland mosaic. *Biol Cons* **68(2)**: 155–165.
- Bibby, C.J., Burgess N.D., Hill, D. & Mustoe, S. 1992. *Bird Census Techniques*. Academic Press, Cambridge.
- Bolker, B.M., Brooks, M.E., Clark, C.J. & Geange, S.W. 2009. Generalized linear mixed models: a practical guide for ecology and evolution. *Trends Ecol Evolut* **24(3)**: 127–135.
- Booth, G.D., Nicolucci, M.J., & Schuster, E.G. 1994. *Identifying Proxy Sets in Multiple Linear Regression: An Aid to Better Coefficient Interpretation*. U.S. Department of Agriculture, Forest Service, Intermountain Research Station.
- Bradbury, R.B. & Kirby, W.B. 2006. Farmland birds and resource protection in the UK: Cross-cutting solutions for multi-functional farming? *Biol Cons* **129(4)**: 530–542.
- Brickle, N.W. & Peach, W.J. 2004. The breeding ecology of Reed Buntings. *Ibis* **146**: 69–77.
- Bright, J., Morris, T. & Winspear, R. 2008. *A review of Indirect Effects of Pesticides on Birds and mitigating land-management practices*. Research Report, RSPB, UK.

- BTO. 2011. Breeding Bird Survey. Research Report, BTO, Thetford.
- Burnham, D.R. & Anderson, K. 2002. *Model Selection and Multimodel Inference*. Springer, New York.
- Butler, S.J., Boccaccio, L., Gregory, R.D., Vorisek, P. & Norris, K. 2010. Quantifying the impact of land-use change to European farmland bird populations. *Agricult Ecosys Environ* **137(3–4)**: 348–357.
- Crist, T.O., Veech, J.A., Gering, J.C. & Summerville, K.S. 2003. Partitioning Species Diversity across Landscapes and Regions: A Hierarchical Analysis of α , β , and γ Diversity. *The Amer Nat* **162(6)**: 734–743.
- Davey, C., Vickery, J., Boatman, N., Chamberlain, D., Parry, H.R. & Siriwardena, G.M. 2010. Assessing the impact of Environmental Stewardship on lowland farmland birds in England. *Ibis* **152**: 459 - 474.
- Davies, S.R., Sayer, C.D., Greaves, H., Siriwardena, G.M. & Axmacher, J.C. 2016. A new role for pond management in farmland bird conservation. *Agricult Ecosys Enviro* **233**: 179–191.
- Declerck, S.A.J., Bakker, E.S., van Lith, B., Kersbergen, A. & van Donk, E. 2011. Effects of nutrient additions and macrophyte composition on invertebrate community assembly and diversity in experimental ponds. *Basic Appl Ecol* **12(5)**: 466–475.
- Defra. 2018. Wild bird populations in the UK, 1970-2015. Research Report, Defra. UK.
- Dormann, C.F., Elith, J., Bacher, S., Buchmann, C., Carl, G., Carre, G., Garcia Marquez, J.R., Gruber, B., Lafourcade, P.J., Leitao, P.J., Munkemuller, T., McClean, C., Osborn, P.E., Reineking, B., Schroder, B., Skidmore, A.K., Zurell, D. & Lautenbach, S. 2013. Collinearity: A review of methods to deal with it and a simulation study evaluating their performance. *Ecography* **36(1)**: 027–046.
- Evans, A., Vickery, J. & Shrubbs, M. 2004. Importance of overwintered stubble for farmland bird recovery : a reply to Potts. Without this prescription, populations of seed-eating

- passerines are unlikely to recover. *Bird Study* **51(1)**: 94–96.
- Green, R.E., Tyler, G.A. & Bowden, C.G.R., 2000. Habitat selection, ranging behaviour and diet of the stone curlew (*Burhinus oedicanus*) in southern England. *J Zool* **250(2)**: 161–183.
- Grueber, C.E., Nakagawa, S., Laws, R.J. & Jamieson, I.G., 2011. Multimodel inference in ecology and evolution: Challenges and solutions. *J Evol Biol* **24(4)**: 699–711.
- Hallmann, C.A., Foppen, R.P.B. & van Turnhout, C.A. M. 2014. Declines in insectivorous birds are associated with high neonicotinoid concentrations. *Nature* **511**: 341–343.
- Hinsley, S.A., Bellamy, P.E., Newton, I. & Sparks, T.H. 1995. Habitat and Landscape Factors Influencing the Presence of Individual Breeding Bird Species in Woodland Fragments Habitat and landscape factors influencing the presence of individual breeding bird species in woodland fragments. *J Avian Biol* **26**: 94–104.
- Hinsley, S. & Bellamy, P.E. 2000. The influence of hedge structure, management and landscape context on the value of hedgerows to birds: A review. *Journal of Environ Manage* **60(1)**: 33–49.
- Inger, R., Gregory, R., Duffy, J.P., Stott, I., Vorisek, P. & Gaston, K.J. 2015. Common European birds are declining rapidly while less abundant species' numbers are rising. *Ecol Lett* **18(1)**: 28–36.
- Jeffs, C., Davies, M., Carter, I. Gregson, J., Sainsbury, A., Lister, J. 2016. Reintroducing the Cirl Bunting to Cornwall. *British Birds* **109**: 374–388.
- Jost, L., 2006. Entropy and diversity. *Oikos* **113(2)**: 363–375.
- Joyce, K.A., Holland, J.M. & Doncaster, C.P. 1999. Influences of hedgerow intersections and gaps on the movement of carabid beetles. *Bull Entomol Res* **89**: 523–531.
- Lewis-Phillips, J., Brooks, S., Sayer, C.D., McCrea, R., Siriwardena, G.M. & Axmacher, J.C. 2019. Pond management enhances the local abundance and species richness of farmland bird communities. *Agricult Ecosys Envir* **273**: 130–140.

- Moorcroft, D., Wilson, J. & Bradbury, R. 2006. Diet of nestling Linnets *Carduelis cannabina* on lowland farmland before and after agricultural intensification. *Bird Study* **53(2)**: 156–162.
- Natural England. 2009. Agri-environment schemes in England 2009. Research Report, Defra. UK.
- Newton, I. 2004. The recent declines of farmland bird populations in Britain: An appraisal of causal factors and conservation actions. *Ibis* **146(4)**: 579–600.
- Oksanen, J., Blanchet, F.G., Kindt, R., Legendre, P., Minchin, P., O'Hara, R.B., Simpson, G., Solymos, P., Stevens, M.H.H. & Wagner, H. 2013. Vegan: Community Ecology Package. R Package Version. 2.0-10. <https://cran.r-project.org/package=vegan>.
- Parish, T., Lakhani, K.H. & Sparks, T.H. 1994. Modelling the relationship between bird population variables and hedgerow and other field margin attributes. I. Species richness of summer, winter and breeding birds. *J Appl Ecol* **31(4)**: 764–775.
- Peakall, D.B. 1960. Nest records of the yellowhammer. *Bird Study* **7(2)**: 94–102.
- Peck, K.M. 1989. Tree species preferences shown by foraging birds in forest plantation in northern England. *Biol Cons* **48**: 41–57.
- Popova, O.N., Haritonov, A.Y., Sushchik, N.N., Makhutova, O.N., Kalachova, G.S., Kolmakova, A.A. & Gladyshev, M.I. 2017. Export of aquatic productivity, including highly unsaturated fatty acids, to terrestrial ecosystems via Odonata. *Sci Total Environ* **581–582**: 40–48.
- R Core Team, 2017. R: A language and environment for statistical computing. R Foundation for Statistical Computing, Vienna, Austria. <http://www.r-project.org>.
- Ralph, C., Droege, S. & Sauer, J. 1995. Managing and Monitoring Birds Using Point Counts: Standards and Applications. *USDA Forest Service Gen. Tech. Rep.* 161–168.
- Redhead, J.W., Hinsley, S.A., Beckmann, B.C., Broughton, R.K. & Pywell, R.F. 2018. Effects of agri-environmental habitat provision on winter and breeding season

- abundance of farmland birds. *Agricult Ecosys Envir* **251**: 114–123.
- Robinson, R.A. & Sutherland, W.J. 2002. Post-war changes in arable farming and biodiversity in Great Britain. *J Appl Ecol* **39(1)**: 157–176.
- Rodrigues, M. & Crick, H.Q.P. 1997. The breeding biology of the Chiffchaff *Phylloscopus collybita* in Britain: a comparison of an intensive study with records of the BTO Nest Record Scheme. *Bird Study* **44(3)**: 374–383.
- RSPB. 2018. UK conservation status explained. Available at: <https://www.rspb.org.uk/birds-and-wildlife/wildlife-guides/uk-conservation-status-explained/>.
- Sayer, C., Andrews, K., Shilland, E., Edmonds, N., Edmonds-Brown, R., Patmore, I., Emson, D. & Axmacher, J.C. 2012. The role of pond management for biodiversity conservation in an agricultural landscape. *Aquat Conserv* **22(5)**: 626–638.
- Sayer, C., Shilland, E., Greaves, H., Dawson, B., Patmore, I., Emson, D., Alderton, E., Robinson, P., Andrews, K., Axmacher, J.C. & Wiik, E. 2013. Managing Britain's ponds -conservation lessons from a Norfolk farm. *British Wildlife (October)*: 21–28.
- Sayer, C.D. 2014. Conservation of aquatic landscapes: ponds, lakes, and rivers as integrated systems. *Wires Water* **1(6)**: 573–585.
- Schummer, M.L., Palframan, J., McNaughton, E., Barney, T. & Petrie, S. 2012. Comparisons of bird, aquatic macroinvertebrate, and plant communities among dredged ponds and natural wetland habitats at Long Point, Lake Erie, Ontario. *Wetlands* **32(5)**: 945–953.
- Sebastián-González, E., Sánchez-Zapata, J.A. & Botella, F. 2010. Agricultural ponds as alternative habitat for waterbirds: Spatial and temporal patterns of abundance and management strategies. *Eur J Wildlife Res* **56(1)**: 11–20.
- Siriwardena, G.M., Calbrade, N.A., Vickery, J.A. & Sutherland, W.J. 2006. The effect of the spatial distribution of winter seed food resources on their use by farmland birds. *J Appl Ecol* **43(4)**: 628–639.
- Siriwardena, G.M., Calbrade, N.A., Vickery, J.A. 2008. Farmland birds and late winter food:

- does seed supply fail to meet demand? *Ibis* **150**: 585 - 595.
- Siriwardena, G.M., 2010. The importance of spatial and temporal scale for agri-environment scheme delivery. *Ibis* **152**: 515–529.
- Sullivan, M.J.P., Pearce-Higgins, J.W., Newson, S.E., Scholefield, P., Brereton, T. & Oliver, T.H. 2017. A national-scale model of linear features improves predictions of farmland biodiversity. *J Appl Ecol* **54(6)**: 1776–1784.
- Thornhill, I. 2017. The application of graph theory and percolation analysis for assessing change in the spatial configuration of pond networks. *Urban Ecos* **21(2)**: 213-225.
- Tucker, G. & Heath, M. 1994. *Birds in Europe: Their Conservation Status*. Birdlife International, Cambridge.
- Twining, C.W., Brenna, J.T., Lawrence, P., Shipley, J.R. Tollefson, T.N & Winkler, D.W. 2016. Omega-3 long-chain polyunsaturated fatty acids support aerial insectivore performance more than food quantity. *PNAS* **113(39)**: 10920 - 10925.
- Twining, Cornelia W., Shipley, J.R. & Winkler, D.W. 2018. Aquatic insects rich in omega-3 fatty acids drive breeding success in a widespread bird. *Ecol lett* **21**: 1812–1820.
- Vanhinsbergh, D., Gough, S., Fuller, R.J. & Brierley, E.D.R. 2002. Summer and winter bird communities in recently established farm woodlands in lowland England. *Agricult Ecosys Envir* **92(2–3)**: 123–136.
- Vickery, J.A., Feber, R.E. & Fuller, R.J. 2009. Arable field margins managed for biodiversity conservation: A review of food resource provision for farmland birds. *Agricult Ecosys Envir* **133(1–2)**: 1–13.
- Voříšek, P., Klvaňová, A., Wotton, S. & Gregory, R.D. 2008. *A best practice guide for wild bird monitoring schemes*. RSPB, London.
- Wehling, S. & Diekmann, M. 2009. Importance of hedgerows as habitat corridors for forest plants in agricultural landscapes. *Biol Cons* **142(11)**: 2522–2530.
- Wilson, J.D., Morris, A.J., Arroyo, B.E. & Clark, S.C. 1999. A review of the abundance and

diversity of invertebrate and plant foods of granivorous birds in northern Europe in relation to agricultural change. *Agricult Ecosys Envir* **75(1–2)**: 13–30.

Appendices

Appendix A: Correlation table. Pearson's correlations between environmental predictors were calculated and individual variables from pairs with correlation coefficients >0.7 were removed (* denotes Pearson's correlation coefficients >0.7). Codes: 1: Pond management, 2: Pond connectivity, 3: Bramble area, 4: Tree area, 5: Margin area, 6: Macrophyte area, 7: Water area, 8: Open water, 9: Shaded water. * denotes Pearson's correlation coefficients >0.7 .

	1	2	3	4	5	6	7	8	9
1	*					*		*	*
2		*							
3			*						
4				*					
5					*				
6	*					*			*
7						*	*	*	*
8	*					*	*	*	*
9	*					*		*	*

Appendix B: GLMM analysis

Breeding					
Abundance					
Component models	df	logLiK	AICc	delta	weight
1.2.3.4	8	-559.97	1136.45	0	0.52
1.2.3.4.5	9	-559.62	1137.89	1.44	0.25
1.2.3.4.6	9	559.75	1138.15	1.70	0.22

Species richness

Component models	df	logLiK	AICc	delta	weight
2.3.4	7	-695.47	1405.34	0	0.31
1.2.3.4	8	-694.65	1405.81	0.47	0.25
2.3.4.5	8	-695.05	1406.62	1.28	0.17
2.3.5	7	-696.28	1406.97	1.63	0.14
2.3	6	-697.39	1407.09	1.75	0.13
Term codes: 1: Bramble area	2: Connectivity	3: Management	4: Margin area	5: Tree area	6: Water area

Appendix C: GLMM table

Full average parameter estimates from the Generalised Linear Mixed models for **bird abundance**, by season. Statistical significance is based on a p-value threshold as $p < 0.05$ and are denoted by $p < 0.001$ (***), $p < 0.01$ (**) and $p < 0.05$ (*), with significant results highlighted in bold.

	<i>estimate</i>	<i>SE</i>	<i>Z</i>	<i>Sig.</i>
BREEDING				
(Intercept)	1.524	0.085	17.873	
Bramble area	0.164	0.050	3.249	**
Connectivity	0.180	0.057	3.144	**
Management	0.470	0.136	3.452	***
Margin area	0.125	0.048	2.602	**
Tree area	0.013	0.038	0.346	
Water area	0.007	0.028	0.269	
POST-BREEDING				
(Intercept)	0.925	0.135	6.827	
Bramble area	0.204	0.082	2.476	*

Connectivity	0.213	0.075	2.817	**
Management	0.271	0.202	1.338	
Water area	-0.021	0.051	0.421	
Tree area	0.011	0.040	0.278	
WINTER	estimate	SE	Z	Sig.
(Intercept)	0.256	0.133	1.918	
Connectivity	0.480	0.108	4.440	***
Management	0.684	0.179	3.807	***
Tree area	0.197	0.095	2.062	*
Margin area	0.021	0.057	0.373	
Water area	-0.014	0.049	0.278	

Full average parameter estimates from the Generalised Linear Mixed models for **bird species richness**, by season. Statistical significance is based on a p-value threshold as $p < 0.05$ and are denoted by $p < 0.001$ (***), $p < 0.01$ (**) and $p < 0.05$ (*), with significant results highlighted in bold.

	<i>estimate</i>	<i>SE</i>	<i>Z</i>	<i>Sig.</i>
BREEDING				
(Intercept)	3.153	0.065	48.644	
Connectivity	0.127	0.048	2.612	**
Management	0.678	0.103	6.533	***
Margin area	0.062	0.053	1.176	
Bramble area	0.015	0.034	0.431	
Tree area	0.018	0.040	0.459	
POST-BREEDING	estimate	SE	Z	Sig.
(Intercept)	2.497	0.042	58.844	
Connectivity	0.154	0.029	5.287	***

Management	0.893	0.067	13.328	***
Tree area	0.099	0.029	3.394	***
Bramble area	-0.025	0.029	0.860	
Water area	-0.010	0.020	0.477	
Margin area	-0.001	0.009	0.126	
WINTER	estimate	SE	Z	Sig.
(Intercept)	2.184	0.082	26.390	
Connectivity	0.254	0.064	3.984	***
Management	0.578	0.128	4.515	***
Tree area	0.050	0.064	0.780	
Water area	0.034	0.055	0.617	
Margin area	0.020	0.042	0.465	
Bramble area	-0.002	0.017	0.103	

Appendix D: Bird species and visits by season

Bird species and visits to managed open-canopy and unmanaged overgrown farmland ponds, over the breeding, post-breeding and winter seasons. Number indicates number of times the species was observed as opposed to total abundance.

Season	Common name	Scientific name	Managed	Unmanaged
Breeding	Black-headed Gull	<i>Chroicocephalus ridibundus</i>	1	0
	Barn Swallow	<i>Hirundo rustica</i>	16	0
	Carrion Crow	<i>Corvus corone</i>	2	0
	Common Blackbird	<i>Turdus merula</i>	65	46
	Common Buzzard	<i>Buteo buteo</i>	1	0
	Common Chaffinch	<i>Fringilla coelebs</i>	98	43
	Common Chiffchaff	<i>Phylloscopus collybita</i>	85	44

Common House Martin	<i>Delichon urbicum</i>	12	0
Common Kestrel	<i>Falco tinnunculus</i>	0	2
Common Kingfisher	<i>Alcedo atthis</i>	2	0
Common Linnet	<i>Linaria cannabina</i>	9	0
Common Moorhen	<i>Gallinula chloropus</i>	41	17
Common Pheasant	<i>Phasianus colchicus</i>	5	3
Common Reed Bunting	<i>Emberiza schoeniclus</i>	2	0
Common Starling	<i>Sturnus vulgaris</i>	2	0
Common Swift	<i>Apus apus</i>	10	0
Common Whitethroat	<i>Sylvia communis</i>	34	10
Common Wood Pigeon	<i>Columba palumbus</i>	21	29
Duncock	<i>Prunella modularis</i>	28	4
Eurasian Blackcap	<i>Sylvia atricapilla</i>	22	13
Eurasian Blue Tit	<i>Cyanistes caeruleus</i>	45	51
Eurasian Bullfinch	<i>Pyrrhula pyrrhula</i>	17	1
Eurasian Magpie	<i>Pica pica</i>	9	1
Eurasian Skylark	<i>Alauda arvensis</i>	2	0
Eurasian Treecreeper	<i>Certhia familiaris</i>	0	1
Eurasian Wren	<i>Troglodytes troglodytes</i>	89	72
European Goldfinch	<i>Carduelis carduelis</i>	36	7
European Greenfinch	<i>Chloris chloris</i>	10	0
European Robin	<i>Erithacus rubecula</i>	27	12
Gadwall	<i>Mareca strepera</i>	1	0
Garden Warbler	<i>Sylvia borin</i>	3	0
Goldcrest	<i>Regulus regulus</i>	7	1
Great Tit	<i>Parus major</i>	22	12
Grey heron	<i>Ardea cinerea</i>	2	0
Lesser whitethroat	<i>Sylvia curruca</i>	7	0
Long-tailed Tit	<i>Aegithalos caudatus</i>	2	1

	Magpie	<i>Pica pica</i>	9	1
	Mallard	<i>Anas platyrhynchos</i>	17	0
	Meadow pipit	<i>Anthus pratensis</i>	1	0
	Mute Swan	<i>Cygnus olor</i>	4	0
	Pied Wagtail	<i>Motacilla alba</i>	9	0
	Red Kite	<i>Milvus milvus</i>	1	0
	Red-legged Partridge	<i>Alectoris rufa</i>	11	0
	Rook	<i>Corvus frugilegus</i>	1	0
	Song Thrush	<i>Turdus philomelos</i>	2	0
	Spotted Flycatcher	<i>Muscicapa striata</i>	3	0
	Stock Dove	<i>Columba oenas</i>	1	0
	Western Jackdaw	<i>Coloeus monedula</i>	1	0
	Willow warbler	<i>Phylloscopus trochilus</i>	2	0
	Yellowhammer	<i>Emberiza citrinella</i>	28	0
Post-breeding	Black-headed Gull	<i>Chroicocephalus ridibundus</i>	2	0
	Barn Swallow	<i>Hirundo rustica</i>	6	0
	Carrion Crow	<i>Corvus corone</i>	5	2
	Coal tit	<i>Parus ater</i>	2	0
	Common Blackbird	<i>Turdus merula</i>	23	23
	Common Buzzard	<i>Buteo buteo</i>	2	1
	Common Chaffinch	<i>Fringilla coelebs</i>	25	29
	Common Chiffchaff	<i>Phylloscopus collybita</i>	27	17
	Common House Martin	<i>Delichon urbicum</i>	3	0
	Common Kestrel	<i>Falco tinnunculus</i>	6	0
	Common Kingfisher	<i>Alcedo atthis</i>	1	0
	Common Linnet	<i>Linaria cannabina</i>	44	0
	Common Moorhen	<i>Gallinula chloropus</i>	58	8
	Common Pheasant	<i>Phasianus colchicus</i>	3	1
	Common Reed Bunting	<i>Emberiza schoeniclus</i>	8	0

Common Snipe	<i>Gallinago gallinago</i>	1	0
Common Starling	<i>Sturnus vulgaris</i>	2	0
Common Whitethroat	<i>Sylvia communis</i>	26	8
Common Wood Pigeon	<i>Columba palumbus</i>	29	53
Dunnock	<i>Prunella modularis</i>	18	1
Eurasian Blackcap	<i>Sylvia atricapilla</i>	9	3
Eurasian Blue Tit	<i>Cyanistes caeruleus</i>	25	27
Eurasian Bullfinch	<i>Pyrrhula pyrrhula</i>	4	4
Eurasian Jay	<i>Garrulus glandarius</i>	2	0
Eurasian Magpie	<i>Pica pica</i>	7	1
Eurasian Skylark	<i>Alauda arvensis</i>	4	0
Eurasian Sparrowhawk	<i>Accipiter nisus</i>	1	0
Eurasian Teal	<i>Anas crecca</i>	4	0
Eurasian Wren	<i>Troglodytes troglodytes</i>	76	55
European Goldfinch	<i>Carduelis carduelis</i>	34	1
European Green Woodpecker	<i>Picus viridis</i>	3	0
European Greenfinch	<i>Chloris chloris</i>	8	4
European Robin	<i>Erithacus rubecula</i>	35	46
Great Spotted Woodpecker	<i>Dendrocopos major</i>	1	0
Great Tit	<i>Parus major</i>	11	12
Grey heron	<i>Ardea cinerea</i>	5	0
Grey Partridge	<i>Perdix perdix</i>	1	0
Grey wagtail	<i>Motacilla cinerea</i>	4	0
Lesser whitethroat	<i>Sylvia curruca</i>	2	1
Little Grebe	<i>Tachybaptus ruficollis</i>	4	0
Long-tailed Tit	<i>Aegithalos caudatus</i>	1	1
Magpie	<i>Pica pica</i>	7	1
Mallard	<i>Anas platyrhynchos</i>	5	0

	Red-legged Partridge	<i>Alectoris rufa</i>	4	0
	Rook	<i>Corvus frugilegus</i>	0	1
	Sedge Warbler	<i>Acrocephalus schoenobaenus</i>	4	0
	Willow warbler	<i>Phylloscopus trochilus</i>	11	0
	Woodlark	<i>Lullula arborea</i>	1	0
	Yellowhammer	<i>Emberiza citrinella</i>	32	2
Winter	Brambling	<i>Fringilla montifringilla</i>	0	2
	Carrion Crow	<i>Corvus corone</i>	1	3
	Common Blackbird	<i>Turdus merula</i>	51	42
	Common Buzzard	<i>Buteo buteo</i>	3	0
	Common Chaffinch	<i>Fringilla coelebs</i>	30	19
	Common Kingfisher	<i>Alcedo atthis</i>	1	0
	Common Linnet	<i>Linaria cannabina</i>	2	1
	Common Moorhen	<i>Gallinula chloropus</i>	23	2
	Common Pheasant	<i>Phasianus colchicus</i>	7	2
	Common Reed Bunting	<i>Emberiza schoeniclus</i>	5	0
	Common Snipe	<i>Gallinago gallinago</i>	3	0
	Common Wood Pigeon	<i>Columba palumbus</i>	20	26
	Dunnock	<i>Prunella modularis</i>	40	9
	Eurasian Blackcap	<i>Sylvia atricapilla</i>	1	0
	Eurasian Blue Tit	<i>Cyanistes caeruleus</i>	22	39
	Eurasian Bullfinch	<i>Pyrrhula pyrrhula</i>	6	2
	Eurasian Jay	<i>Garrulus glandarius</i>	1	1
	Eurasian Magpie	<i>Pica pica</i>	3	1
	Eurasian Skylark	<i>Alauda arvensis</i>	2	0
	Eurasian Teal	<i>Anas crecca</i>	8	0
	Eurasian Woodcock	<i>Scolopax rusticola</i>	0	2
	Eurasian Wren	<i>Troglodytes troglodytes</i>	58	29
	European Goldfinch	<i>Carduelis carduelis</i>	7	8

European Robin	<i>Erithacus rubecula</i>	30	23
Fieldfare	<i>Turdus pilaris</i>	1	0
Great Tit	<i>Parus major</i>	8	2
Grey heron	<i>Ardea cinerea</i>	3	0
Jack Snipe	<i>Lymnocyptes minimus</i>	1	0
Long-tailed Tit	<i>Aegithalos caudatus</i>	0	2
Magpie	<i>Pica pica</i>	3	1
Mallard	<i>Anas platyrhynchos</i>	17	2
Meadow pipit	<i>Anthus pratensis</i>	0	1
Pied Wagtail	<i>Motacilla alba</i>	2	0
Red-legged Partridge	<i>Alectoris rufa</i>	1	0
Redwing	<i>Turdus iliacus</i>	2	0
Song Thrush	<i>Turdus philomelos</i>	2	1
