


# Identifying risk factors involved in the common versus specific liabilities to substance use: A genetically informed approach

Eleonora Iob<sup>1</sup>  | Tabea Schoeler<sup>2</sup> | Charlotte M. Cecil<sup>3,4</sup> | Esther Walton<sup>5,6</sup> | Andrew McQuillin<sup>7</sup> | Jean-Baptiste Pingault<sup>2,8</sup>

<sup>1</sup>Department of Behavioral Science and Health, University College London, London, UK

<sup>2</sup>Department of Clinical, Educational and Health Psychology, Division of Psychology and Language Sciences, University College London, London, UK

<sup>3</sup>Department of Child and Adolescent Psychiatry, Erasmus University Medical Center, Rotterdam, The Netherlands

<sup>4</sup>Department of Epidemiology, Erasmus University Medical Center, Rotterdam, The Netherlands

<sup>5</sup>MRC Integrative Epidemiology Unit, Bristol Medical School, Population Health Sciences, University of Bristol, Bristol, UK

<sup>6</sup>Department of Psychology, University of Bath, Bath, UK

<sup>7</sup>Division of Psychiatry, University College London, London, UK

<sup>8</sup>Social, Genetic and Developmental Psychiatry Centre, King's College London, London, UK

## Correspondence

Tabea Schoeler, Department of Clinical, Educational and Health Psychology, Division of Psychology and Language Sciences, University College London, 26 Bedford Way, London WC1H 0AP, UK.

Email: t.schoeler@ucl.ac.uk

## Funding information

Horizon 2020 Framework Programme, Grant/Award Number: 707404; MQ: Transforming Mental Health, Grant/Award Number: MQ16IP16; European Union's Horizon 2020, Grant/Award Number: 707404; ESRC-BBSRC Soc-B Centre for Doctoral Training, Grant/Award Number: ES/P000347/1; UK Medical Research Council and Wellcome, Grant/Award Number: 102215/2/13/2

## Abstract

Individuals most often use several rather than one substance among alcohol, cigarettes or cannabis. This widespread co-occurring use of multiple substances is thought to stem from a common liability that is partly genetic in origin. Genetic risk may indirectly contribute to a common liability to substance use through genetically influenced mental health vulnerabilities and individual traits. To test this possibility, we used polygenic scores indexing mental health and individual traits and examined their association with the common versus specific liabilities to substance use.

We used data from the Avon Longitudinal Study of Parents and Children ( $N = 4218$ ) and applied trait-state-occasion models to delineate the common and substance-specific factors based on four classes of substances (alcohol, cigarettes, cannabis and other illicit substances) assessed over time (ages 17, 20 and 22). We generated 18 polygenic scores indexing genetically influenced mental health vulnerabilities and individual traits. In multivariable regression, we then tested the independent contribution of selected polygenic scores to the common and substance-specific factors.

Our results implicated several genetically influenced traits and vulnerabilities in the common liability to substance use, most notably risk taking ( $b_{\text{standardised}} = 0.14$ ; 95% confidence interval [CI] [0.10, 0.17]), followed by extraversion ( $b_{\text{standardised}} = -0.10$ ; 95% CI [-0.13, -0.06]), and schizophrenia risk ( $b_{\text{standardised}} = 0.06$ ; 95% CI [0.02, 0.09]). Educational attainment (EA) and body mass index (BMI) had opposite effects on substance-specific liabilities such as cigarette use ( $b_{\text{standardised-EA}} = -0.15$ ; 95% CI [-0.19, -0.12];  $b_{\text{standardised-BMI}} = 0.05$ ; 95% CI [0.02, 0.09]) and alcohol use ( $b_{\text{standardised-EA}} = 0.07$ ; 95% CI [0.03, 0.11];  $b_{\text{standardised-BMI}} = -0.06$ ; 95% CI [-0.10, -0.02]). These findings point towards largely distinct sets of genetic influences on the common versus specific liabilities.

## KEYWORDS

common liability, mental health, personality, polygenic risk, substance use

Eleonora Iob and Tabea Schoeler are co-first authors.

This is an open access article under the terms of the Creative Commons Attribution License, which permits use, distribution and reproduction in any medium, provided the original work is properly cited.

© 2020 The Authors. *Addiction Biology* published by John Wiley & Sons Ltd on behalf of Society for the Study of Addiction

## 1 | INTRODUCTION

Substance use is a leading contributor to the global disease and disability burden<sup>1</sup> and is associated with high societal and economic costs. Of particular public health concern is the problematic use of multiple substances, such as the co-occurring use of cigarettes, alcohol and cannabis. This pattern of co-occurrence has pervasive long-term health implications.<sup>2</sup> During adolescence and emerging adulthood, the initiation of use of multiple classes of substances may be especially harmful, as it increases the risk of developing the clinical manifestation of a substance use disorder.<sup>3</sup> To inform prevention strategies, it is therefore essential to understand the origins of such problematic pattern of substance use.

According to the common liability model, the observed correlations between the use of different substances<sup>2,4,5</sup> can be explained by the presence of a common, nonspecific liability underlying the risk of use of different classes of substances.<sup>6,7</sup> Support for this model comes from several lines of research. For example, in observational studies, the use of different classes of substances is typically associated with a range of shared individual factors such as mental health vulnerabilities (e.g., schizophrenia, attention deficit and hyperactivity disorder [ADHD]),<sup>8,9</sup> personality traits (e.g., risk taking),<sup>10,11</sup> cognitive factors (e.g., educational attainment),<sup>12</sup> and physical characteristics (e.g., body mass index [BMI]).<sup>13</sup> Results from twin<sup>4,14</sup> and genomic studies<sup>15,16</sup> further indicate that the correlation between the use of different substances stems from a common liability that is largely genetic in nature.

Evidence regarding the common liability model from genome-wide association studies (GWAS) is more challenging to interpret. So far, GWAS studies have most reliably identified single nucleotide polymorphisms (SNPs) that are associated with the use of particular classes of substances.<sup>16,17</sup> For example, a replicated finding is the association between the alcohol metabolism gene alcohol dehydrogenase 1B (ADH1B) and alcohol use<sup>16,18</sup> or the association between the nicotinic receptor gene *CHRNA5* (cholinergic receptor nicotinic alpha 5 subunit) and cigarette use.<sup>16</sup> While this evidence appears to implicate only substance-specific genetic effects, recent powerful GWAS studies also identified SNPs with effects shared across two classes of substances (e.g., smoking and alcohol) and identified SNPs that extend beyond ADH1B and *CHRNA5*.<sup>16</sup> This highlights the importance of systematically modelling factors that reflect common versus substance-specific liabilities when assessing genetic influences on substance use.

Genome-wide findings also implicate that different substance use phenotypes share some polygenic liability with a number of individual traits and vulnerabilities, such as risk taking,<sup>16,19,20</sup> ADHD,<sup>16,20-22</sup> depression,<sup>21-23</sup> neuroticism,<sup>21</sup> cognition<sup>20,22</sup> or schizophrenia.<sup>20-22,24,25</sup> This body of research suggests that the genetic architecture of the common liability may consist of highly polygenic and small indirect effects via a range of genetically influenced mental health vulnerabilities and individual traits. As such, if those traits and vulnerabilities are causally involved in the aetiology of the common liability to substance use, their respective genetic

proxies (e.g., genetic variants associated with risk taking) must be associated with the common liability.

In this study, we propose to exploit the polygenic score (PGS) approach to further interrogate the aetiology of the common and substance-specific liabilities to substance use. A PGS is a continuous index of an individual's genetic risk for a particular phenotype, based on GWAS results for the corresponding phenotype.<sup>26</sup> PGSs can be used as genetic proxies indexing vulnerabilities and traits to study their role in the common and specific liabilities to substance use. Employing PGSs as proxies for potential risk factors can be conceived as a first step in a series of genetically informed designs to strengthen causal evidence in observational studies.<sup>27</sup> For example, studies have used PGSs indexing a particular vulnerability or trait, such as depression or psychotic disorders, to test their association with the use of specific classes of substances including cannabis,<sup>28</sup> alcohol,<sup>29,30</sup> nicotine<sup>29,30</sup> or illicit substances.<sup>29</sup> However, this evidence does not provide insights regarding the aetiology of common versus substance-specific liabilities. One study has employed the PGS approach to study the effect of a few selected PGSs indexing mental health disorders on the use of multiple substances.<sup>31</sup> However, important traits and vulnerabilities previously implicated in the aetiology of substance use, including personality traits, cognitive measures and physical characteristics, remain to date untested.

We aimed to triangulate and extend previous phenotypic evidence by integrating genomic data with phenotypic modelling of the common versus specific liabilities to substance use in a longitudinal population-based cohort. We first generated 18 PGSs, indexing a range of genetically influenced mental health vulnerabilities and traits previously implicated in the aetiology of substance use. Second, we applied the PGS approach to test the association of the 18 genetically influenced vulnerabilities and traits with (a) a common liability to substance use capturing the co-occurrence of use of alcohol, cigarettes, cannabis and other illicit substances and (b) substance-specific liabilities that are independent of the common liability. By applying genetically informed methods such as the PGS approach to study refined phenotypes, this investigation has the potential to yield important insights for the aetiology of substance use and inform prevention and treatment programmes.

## 2 | METHODS AND MATERIALS

### 2.1 | Sample

We analysed data from the Avon Longitudinal Study of Parents and Children (ALSPAC).<sup>32</sup> Details about the study design, methods of data collection, and variables can be found on the study website (<http://www.bristol.ac.uk/alspac/>). We used phenotypic data on substance use collected when the study participants were 17, 20 and 22 years of age. Genotype data were available for 7288 unrelated children of European ancestry after quality control (cf. Supporting information for details). Participants were included if they had at least one available substance use measure across the three time points, resulting in a

final sample of 4218 individuals. Table S1 presents sample differences between included and nonincluded individuals. Several sample characteristics differed between included individuals and nonincluded individuals, but differences were small in magnitude (observed range  $r = 0.01$ – $0.22$ ). Ethical approval for the study was obtained from the ALSPAC Ethics and Law Committee and the Local Research Ethics Committees.

## 2.2 | Measures

### 2.2.1 | Substance use

Substance use (i.e., cigarette, alcohol, cannabis and other illicit substances) was measured at ages 17, 20 and 22. Severity of use of cigarettes, alcohol and cannabis was assessed using validated self-report questionnaires, namely, the Fagerstrom Test for Nicotine Dependence,<sup>33</sup> the Alcohol Use Disorders Identification Test<sup>34</sup> and the Cannabis Abuse Screening Test.<sup>35</sup> For each scale, total scores were calculated by adding up their item scores (cf. Supporting information for details). For the use of other illicit substances, we computed the total number of illicit substances used in the previous 12 months at each of the three time points (cf. Supporting information for details).

### 2.2.2 | Summary statistics datasets

We collected summary statistics from 32 publicly available GWAS derived from discovery cohorts, which did not include ALSPAC participants (Table S2), indexing domains such as mental health vulnerabilities (e.g., depression), personality (e.g., risk taking), cognition (e.g., educational attainment), physical measures (e.g., BMI) and substance use (i.e., nicotine, alcohol and cannabis use). We chose GWAS indexing either substance use behaviours or individual traits and vulnerabilities that could be plausibly linked to substance use (cf. Section 1). From the initial 32 GWAS, we only included those with a sufficiently large sample ( $N > 20\,000$  participants) and we excluded several GWAS to avoid content overlap, resulting in a final selection of 18 GWAS summary statistics (cf. Table S3 for further details). References for all GWAS studies used in the analysis and their characteristics can be found in the Supporting information (Tables S2–S3).

## 2.3 | Statistical analyses

### 2.3.1 | PGS analysis

Eighteen PGSs were generated utilising PRSice software version 2.2 (<http://www.prsice.info/>),<sup>26</sup> based on ALSPAC genotype data and the selected GWAS summary statistics. The PGSs for each individual were calculated as the sum of alleles associated with the phenotype of interest (e.g., schizophrenia), weighted by their effect sizes found in

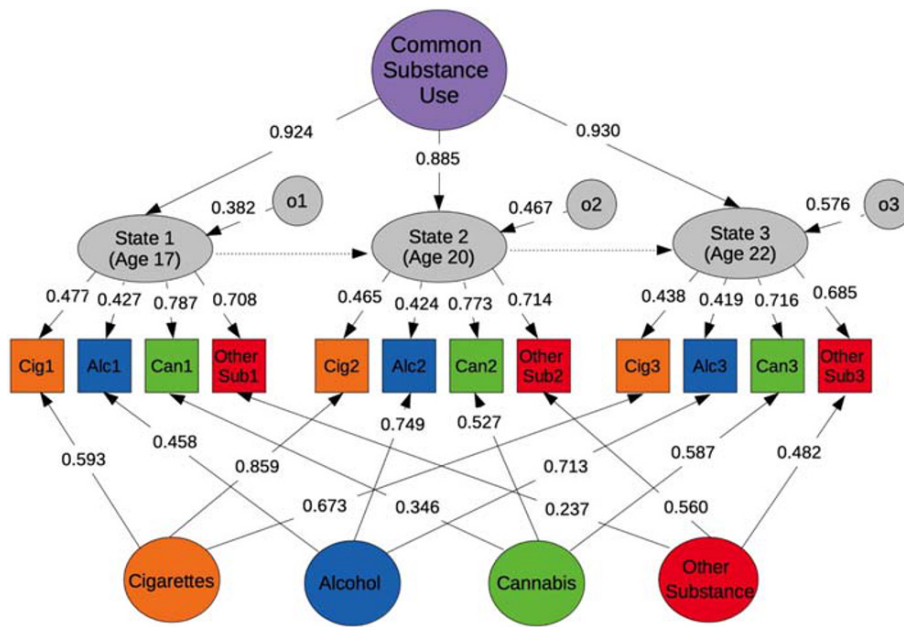
the corresponding GWAS. Clumping was performed in order to remove SNPs in linkage disequilibrium ( $r^2 > 0.10$  within a 250-bp window). The PGSs were generated using a single  $p$ -value threshold of 1 in order to limit multiple testing while maximising the potential predictive ability of the PGSs.<sup>36</sup>

### 2.3.2 | Trait-state-occasion models of substance use

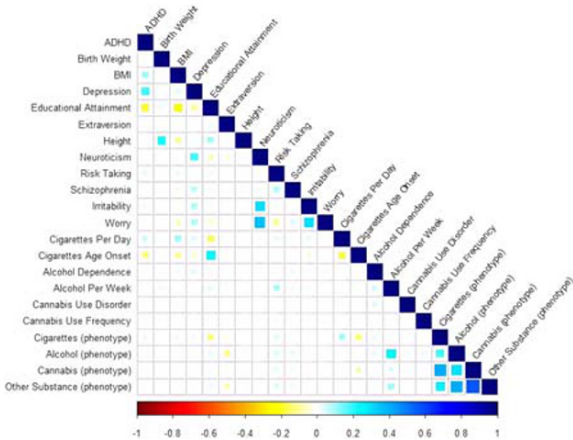
All analyses were conducted in R version 3.5.1 using the ‘Lavaan’ package.<sup>37</sup> First, trait-state-occasion (TSO) structural equation models were fitted using the scores for cigarette, alcohol, cannabis and other illicit substance use at each time point.<sup>38</sup> This approach enabled us to model latent factors of substance use that are stable over time, including (a) a common factor of all substances and (b) substance-specific factors. Such advanced phenotypic modelling retains a higher degree of precision and specificity compared with simple observed substance use phenotypes. Missing data on the substance use indicators were handled using full maximum likelihood estimation. The model parameters were estimated using robust standard errors due to nonnormality of the substance use scores. The TSO model was tested using available model specifications.<sup>39</sup> Further details are provided in the Supporting information and in Figure 1. Second, we tested the associations of each PGS with both the common and substance-specific latent factors (single-PGS TSO models) in order to explore their individual effects. False discovery rate (FDR) corrected  $p$  values<sup>40</sup> are provided to account for multiple testing. Finally, we tested two sets of multivariable TSO models (multi-PGSs TSO models) for each latent factor, in which we included only those PGSs that remained significant after FDR correction. In the first set, we included PGSs indexing substance use phenotypes (i.e., PGSs indexing dependency and frequency of cigarette, cannabis and alcohol use). In the second set, we included PGSs indexing mental health vulnerabilities and traits. The aim of this multivariable approach was to assess the independent effect of each PGS, controlling for potential pleiotropic effects (i.e., association of a single PGS with an outcome explained by its genetic overlap with other PGSs). All PGS-regression models were included directly within the TSO models. An example of the Lavaan syntax used for the single and multi-PGSs models can be found in the Supporting information. All regression models were controlled for sex and population stratification by including 10 principal components as covariates. All PGSs were standardised.

## 3 | RESULTS

The descriptive statistics of substance use in our sample can be found in Table S4. Correlations between the 18 PGSs and phenotypic measures of substance use are displayed in Figure 2 and provided in Table S5. The TSO model of substance use fits the data well ( $\chi^2(42) = 284.67$ ,  $p < 0.001$ , Comparative Fit Index (CFI) = 0.952, Root Mean Square Error of Approximation (RMSEA) = 0.037, Standardized Root-Mean-Square Residual (SRMR) = 0.058). On average, the



**FIGURE 1** The trait-state-occasion model of the common and specific liabilities to substance use. Note. The simplified figure presents the observed measures of substance use (squares) and the latent factors (circles and elliptical shapes). The factors at the bottom represent substance-specific latent factors. Variances of the latent factors are not shown in the figure and were fixed to 1. Residual variances of the observed variables (not represented) were freely estimated. The estimates reported in the figure represent the standardised factor loadings of the model. o1, occasion factor time 1; o2, occasion factor time 2; o3, occasion factor time 3



**FIGURE 2** Correlations between the polygenic scores and the phenotype measures assessing substance use (cigarettes, alcohol, cannabis and other illicit substances). Note. ADHD, attention deficit hyperactivity disorder; BMI, body mass index. Blank cells represent nonsignificant coefficients ( $p > 0.05$ ). The correlation estimates and  $p$  values are reported in Table S5. Included are 18 polygenic scores (Rows 1–18) and 4 phenotype measures assessing substance use (cigarettes, alcohol, cannabis and other illicit substances) across ages 17, 20 and 22 (Rows 19–22)

common factor accounted for 22% of the total variance in the substance use scores. The substance-specific factors explained 34% of the variance. Remaining occasion-specific and residual variances are shown in Table S6.

### 3.1 | Effects of the PGSs reflecting substance use

The standardised regression coefficients and confidence intervals of the associations of the PGSs with the common and substance-specific factors are shown in Figure 3 (cf. Tables S7 and S8). As expected, the

factors capturing cigarette and alcohol use were predicted by their respective PGSs (e.g., frequency of cigarette/alcohol use), reflecting specific genetic effects (e.g., linked to substance-specific metabolism). The common factor was independently predicted by two substance use PGSs (age of onset of cigarette use and alcohol frequency), in line with evidence implicating age of onset of cigarette use as a liability marker for initiation of use of other substances.<sup>41</sup> Other substance-specific factors were not predicted by their respective PGSs (e.g., cannabis use factor). This could reflect the fact that the GWAS used to derive those PGSs are only of limited power and have not yet succeeded in identifying genetic variants that are substance-specific in their biological function (e.g., metabolism).<sup>42</sup>

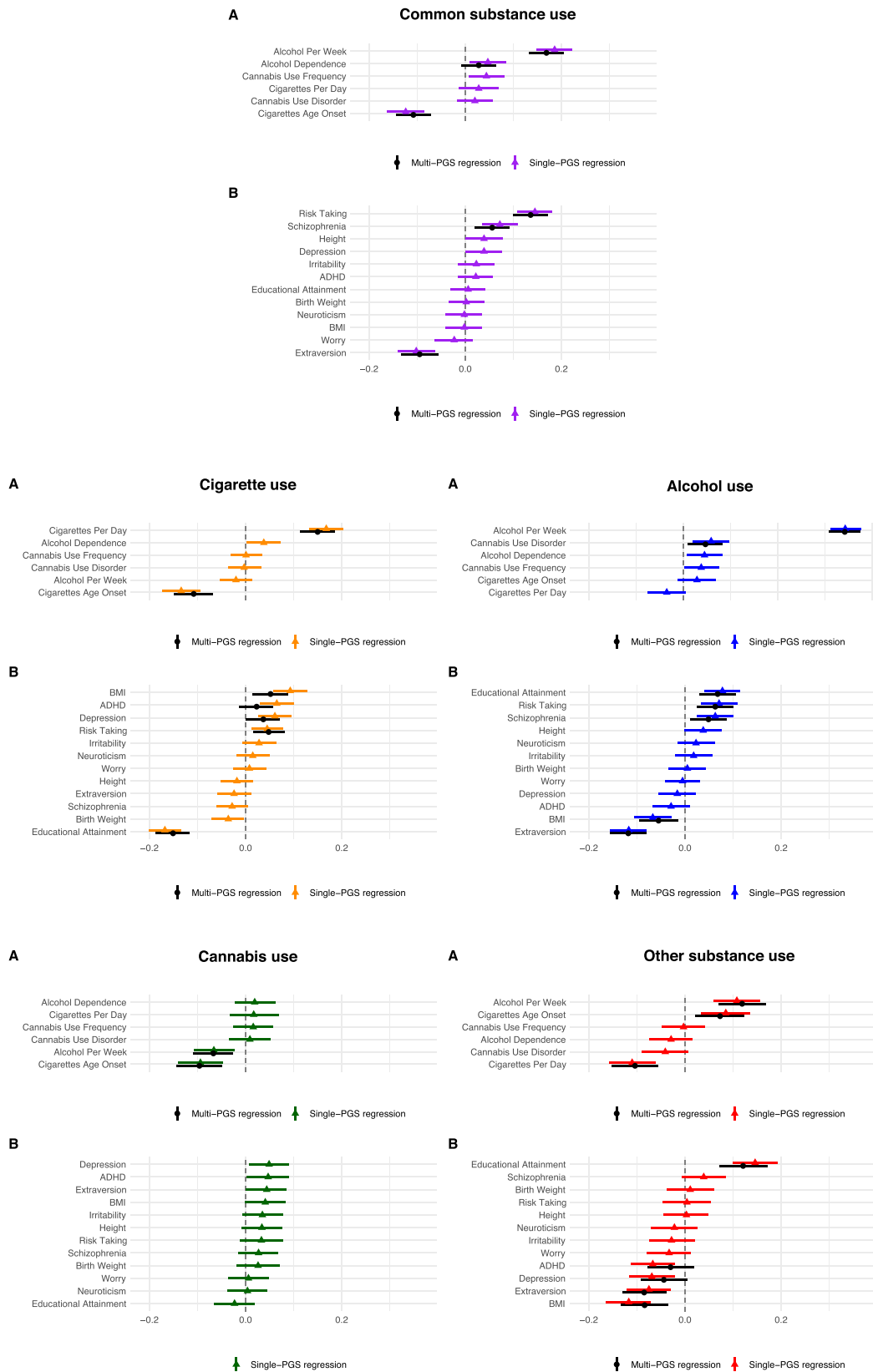
## 3.2 | Effects of the PGSs reflecting vulnerabilities and protective traits

### 3.2.1 | Common factor of substance use

In the single-PGS TSO models, three PGSs (risk taking, extraversion and schizophrenia) were associated with the common factor of substance use after FDR correction and when included in the multi-PGSs TSO model (Tables S7 and S8, Figure 3). In the multi-PGSs model, the PGS for risk taking exerted the largest independent effect ( $b_{\text{standardised}} = 0.136, p_{\text{FDR}} < 0.001$ ), followed by the PGS indexing extraversion ( $b_{\text{standardised}} = -0.095, p_{\text{FDR}} < 0.001$ ) and schizophrenia ( $b_{\text{standardised}} = 0.056, p_{\text{FDR}} = 0.003$ ).

### 3.2.2 | Substance-specific factor: Cigarette use

In the single-PGS TSO models, five PGSs were associated with the cigarette use factor following FDR correction (educational attainment,



**FIGURE 3** Single-PGS and multi-PGSs trait-state-occasion models for the common and substance-specific factors. Note. The estimates represent the standardised regression coefficients and confidence intervals of the single- and multi-PGSs TSO models. ADHD, attention deficit hyperactivity disorder; BMI, body mass index; PGS, polygenic score; TSO, trait-state-occasion. Model A: PGSs indexing substance use phenotypes. Model B: PGSs indexing individual vulnerabilities and traits. The explained variance can be obtained by taking the square of the coefficients of the PGSs because both the PGSs and the factors are standardised to a mean of 0 and a variance of 1

BMI, ADHD, depression and risk taking). In the multi-PGSs TSO model, three PGSs remained associated with the cigarette use factor, including educational attainment ( $b_{\text{standardised}} = -0.151$ ,  $p_{\text{FDR}} < 0.001$ ) with the largest effect, followed by BMI ( $b_{\text{standardised}} = 0.052$ ,  $p_{\text{FDR}} = 0.007$ ) and risk taking ( $b_{\text{standardised}} = 0.048$ ,  $p_{\text{FDR}} = 0.006$ ).

### 3.2.3 | Substance-specific factor: Alcohol use

In the single-PGS TSO models, five PGSs were associated with the alcohol use factor (extraversion, educational attainment, risk taking, BMI and schizophrenia), all of which remained significant following FDR correction and in the multi-PGSs TSO model. The largest effect was found for extraversion ( $b_{\text{standardised}} = -0.118$ ,  $p_{\text{FDR}} < 0.001$ ), followed by educational attainment ( $b_{\text{standardised}} = 0.068$ ,  $p_{\text{FDR}} < 0.001$ ), risk taking ( $b_{\text{standardised}} = 0.063$ ,  $p_{\text{FDR}} = 0.002$ ), BMI ( $b_{\text{standardised}} = -0.055$ ,  $p_{\text{FDR}} = 0.009$ ) and schizophrenia ( $b_{\text{standardised}} = 0.049$ ,  $p_{\text{FDR}} = 0.014$ ).

### 3.2.4 | Substance-specific factor: Cannabis use

None of the PGSs was associated with the cannabis use factor.

### 3.2.5 | Substance-specific factor: Other illicit substance use

In the single-PGS TSO models, five PGSs were associated with the factor representing other illicit substance use following FDR correction (educational attainment, BMI, extraversion, depression and ADHD). In the multi-PGSs TSO model, three PGSs remained independently associated, including educational attainment ( $b_{\text{standardised}} = 0.121$ ,  $p_{\text{FDR}} < 0.001$ ), extraversion ( $b_{\text{standardised}} = -0.085$ ,  $p_{\text{FDR}} < 0.001$ ) and BMI ( $b_{\text{standardised}} = -0.084$ ,  $p_{\text{FDR}} = 0.002$ ).

## 4 | DISCUSSION

This study is the first genomic investigation using the PGS approach to examine the contribution of a range of individual traits and vulnerabilities to both common and specific liabilities to substance use. We highlight two important findings. First, our results implicate a number of genetically influenced mental health vulnerabilities and personality traits in the common liability to substance use, namely, PGSs indexing high risk taking, low extraversion and schizophrenia liability. Second, we identified a distinct set of risk factors that independently contributed to substance-specific liabilities, such as PGSs indexing educational attainment and BMI. In the following section, we will discuss (a) insights for the aetiology of substance use, (b) findings regarding the common liability, (c) findings regarding the substance-specific liabilities, (d) implications for the prevention and treatment of substance use and (e) limitations.

## 4.1 | Insights for the aetiology of substance use

In this study, we exploited the PGS approach as a genetically informed method<sup>43</sup> to strengthen inference on risk and protective factors involved in liabilities to substance use, thereby enabling triangulation of previous phenotypic evidence with distinct sources of bias (e.g., traditional observational evidence). Using the PGS approach, our results helped to tease apart some of the genetic predispositions (e.g., PGS indexing schizophrenia liability) that indirectly contribute to common and substance-specific liabilities to substance use. In particular, different sets of genetically influenced mental health vulnerabilities and traits are likely to be involved in common versus substance-specific liabilities. Importantly, all associations found in this study can be conceptualised as indirect effects of genetically influenced traits and vulnerabilities. To illustrate, our findings suggest that a genetic liability to risk taking could lead to greater risk-taking behaviour, which in turn could affect an individual's propensity to engage in substance use irrespective of the class of the substance. However, it should be noted that the PGS approach relies on a number of key assumptions (see Section 4.5). As such, we cannot rule out the possibility that confounders impact on the associations between PGSs and our substance use outcomes.

## 4.2 | Risk and protective factors involved in the common liability to substance use

Our results confirm previous findings of a common liability that partly underlies the use of different classes of addictive substances, such as cigarettes, alcohol, cannabis and other illicit substances.<sup>6,44</sup> Regarding its origins, our findings reveal that a genetic liability to high risk taking, low extraversion and schizophrenia contributes to the common liability to substance use. This corroborates previous phenotypic evidence, which reported associations between substance use and similar traits and vulnerabilities.<sup>8,10,11,45</sup> Intriguingly, a genetic predisposition for risk taking was most robustly associated with a common liability to substance use, but only to a lesser extent with substance-specific liabilities (cf. next paragraph). This indicates that individuals susceptible to risk taking are more likely to use an array of different substances, irrespective of their class. Similarly, a genetic predisposition to extraversion was most strongly associated with the common liability to substance use, whereas its associations with substance-specific liabilities were weaker. Thus, high extraversion may protect against the use of various substances. Furthermore, the common liability was influenced by genetic risk for schizophrenia. Taken together, these findings are in line with the notion that the use of various substances could partly reflect a self-medication strategy for those individuals more vulnerable to psychopathology and maladaptive personality traits.<sup>46</sup> This is in line with theories implicating the reward system as a common pathway underlying the use of multiple substances—a system altered in distressed individuals and for whom the use of substances may represent a mean to restore homeostasis.<sup>47</sup> Finally, our results suggest that shared genetic effects among different substances

of use are substantially polygenic in nature, involving many genetic variants exerting indirect and small effects (e.g., polygenic association via risk taking). Future large GWAS may therefore benefit from modelling a common liability to substance use, similar to recent genome-wide attempts aiming to identify common genetic variation underlying psychiatric traits.<sup>48,49</sup>

### 4.3 | Risk and protective factors involved in substance-specific liabilities

Our results also showed that a substantial proportion of the phenotypic variation in substance use could not be explained by a common liability. Using the PGS approach to identify genetically influenced risk and protective factors involved in the substance-specific liabilities revealed three patterns of associations. First, (a) we identified a set of factors that were linked to both the common liability to substance use, as well as to substance-specific liabilities. Second, (b) several factors were linked to substance-specific liabilities but did not contribute to the common liability. Third, (c) some traits previously implicated in substance use were not associated with any of the substance-specific liabilities.

Regarding (a), we found that all factors involved in the common liability including a genetic predisposition for risk taking, extraversion and schizophrenia also contributed to the liability to alcohol use. Hence, the aetiologies of these two liabilities (i.e., alcohol vs. common) are partly based on overlapping risk factors. At the same time (b), our results showed that two individual traits—BMI and educational attainment—were not linked to the common liability but predicted substance-specific liabilities. Interesting results emerged regarding the direction of the identified associations. For example, we found that a predisposition for high educational attainment increased the risk of alcohol and illicit substance use but reduced the risk of cigarette use. This is consistent with the notion that education makes people less likely to smoke cigarettes<sup>50</sup> due to an increased knowledge of its adverse health consequences. At the same time, greater education may provide more opportunities to consume alcohol and access other substances, as indicated by previous observational evidence.<sup>51</sup> Opposite effects were also present for BMI. Here, a genetic predisposition for high BMI increased the risk of cigarette use, while reducing the risk of alcohol and other illicit substance use. The same pattern of associations has been reported in observational studies. For example, compared with normal weight adolescents, obese adolescents were at reduced risk of alcohol and illicit substance use, but had an elevated risk of cigarette use.<sup>13</sup> As nicotine is known to suppress appetite, this may suggest that adolescents with a greater predisposition to high BMI could smoke more in an attempt to control their appetite.<sup>52</sup>

Finally (c), some of the previously implicated risk factors (e.g., neuroticism and ADHD)<sup>9,10</sup> were not associated with the common or substance-specific liabilities in our sample. First, this could reflect a lack of power of the PGSs used in the analysis. However, we used powerful PGSs (e.g., neuroticism, derived from a GWAS with

$N > 160\,000$ ) that have been shown to predict rare outcomes in comparable samples.<sup>53</sup> Second, some PGSs were associated with substance use liabilities only in less controlled models (e.g., ADHD and depression predicting other illicit substance use only in single-PGS but not multi-PGSs models). In addition to power issues, this may indicate that the effects of ADHD/depression were explained by potentially co-occurring traits that we included in our multivariable models.

### 4.4 | Implications for the prevention and treatment of substance use

Our findings offer insights into the aetiology of substance use and have relevant implications for the prevention and treatment of substance use. First, we identified a set of individual vulnerabilities and traits, namely, risk taking, extraversion and schizophrenia, which contributed to the general liability to substance use. Hence, prevention and treatment programmes aiming to reduce substance use across substances in adolescents may benefit from focusing on those vulnerabilities and traits. For example, there is promising evidence from randomised controlled trials showing reductions in substance use following interventions targeting abilities related to risk taking (e.g., self-regulation) in adolescents.<sup>54</sup> Our results also highlight that it is important to target those individuals at greatest risk of developing a problematic pattern of substance use based on pre-existing vulnerabilities such as schizophrenia. Hence, in adolescents with prodromal symptoms, particular emphasis may need to be placed on the prevention of substance use. Finally, it is important to better understand the mechanisms underlying some of the substance-specific associations found in this study (e.g., high BMI as a risk factor for cigarette use) in order to design more effective prevention and intervention strategies.

### 4.5 | Limitations

By using genetic proxies that are more robust to confounding,<sup>27</sup> the PGS approach retains key advantages over simple phenotypic associations. However, as with any inference method, the PGS approach relies on a number of assumptions not directly testable (e.g., horizontal pleiotropy and reverse causation). For example, dynastic effects mean that the observed association between the child's PGS and substance use outcomes may actually reflect environmentally mediated genetic effects originating in the parents, rather than genetic effects originating in the child. In this instance, the child PGS is not an adequate proxy of the child vulnerability or trait. Employing the PGS approach in within-family genetic designs can deal with several of these limitations including dynastic effects<sup>55</sup> and should be considered in future. In addition, sensitivity analyses as part of Mendelian randomisation methods are available and can help to assess potential violations (e.g., certain forms of pleiotropy). Such analyses will be possible once GWAS summary statistics for our outcomes of interest (i.e., common and specific liabilities to substance use) are available. Because our measures represent substance use behaviours,

the findings cannot be generalised to specific substance use disorders. It could be possible that the genetics of substance use is shared across substances, whereas the genetics of substance use disorders might be substance-specific and related to their specific pharmacology. Follow-up investigations integrating other related liabilities are therefore essential to further inform aetiological questions. These may include, for instance, liabilities reflecting different facets of complex substance use phenotypes (e.g., common liability to substance abuse or dependence), different patterns of use (e.g., common liability to age of onset of substance use and frequency of substance use), different classifications of substances of use (e.g., abuse of stimulants vs. depressants) or liabilities reflecting addictive behaviours more generally (e.g., gambling). It should also be noted that, unlike for alcohol, cigarette and cannabis use, a validated clinical screening instrument was not available in this sample for other illicit substances. This needs to be considered when interpreting findings for this measure. Finally, this study focused on a sample of young adults. Future research should therefore expand to other age groups to assess if the contribution of some of the identified factors (e.g., risk taking) to substance use is adolescent-delimited.

## 5 | CONCLUSION

Our findings reveal that distinct sets of genetically influenced vulnerabilities and protective factors are likely to be involved in the common versus substance-specific liabilities to substance use. In particular, a genetic predisposition to high risk taking, low extraversion and schizophrenia may be associated with the individual's susceptibility to the use of any type of substance. Additionally, genetic predispositions related to educational attainment and BMI were related to the use of multiple specific substances, although in opposite directions. Prevention programmes in adolescents may benefit from focusing on these vulnerabilities and protective factors.

### AUTHOR CONTRIBUTIONS

lob, Schoeler and Pingault had full access to all of the data in the study and take responsibility for the integrity of the data and the accuracy of the statistical analyses.

*Study concept and design:* Pingault, lob and Schoeler. *Acquisition, analysis, or interpretation of data:* All authors. *Drafting of the manuscript:* Pingault, lob and Schoeler. *Critical revision of the manuscript for important intellectual content:* All authors. *Statistical analysis:* lob, Schoeler and Pingault. *Obtained funding:* Pingault. *Administrative, technical, or material support:* Pingault, lob and Schoeler. *Study supervision:* Pingault.

### FUNDING INFORMATION

This research is funded by grant MQ16IP16 from MQ: Transforming Mental Health (Dr Pingault). The UK Medical Research Council and Wellcome (Grant ref: 102215/2/13/2) and the University of Bristol provide core support for ALSPAC. GWAS data were generated by Sample Logistics and Genotyping Facilities at Wellcome Sanger

Institute and LabCorp (Laboratory Corporation of America) using support from 23andMe. A comprehensive list of grants funding is available on the ALSPAC website (<http://www.bristol.ac.uk/alspac/external/documents/grant-acknowledgements.pdf>). Miss lob is funded by the ESRC-BBSRC Soc-B Centre for Doctoral Training (ES/P000347/1). Dr. Cecil received funding from the European Union's Horizon 2020 research and innovation programme under the Marie Skłodowska-Curie grant agreement No 707404.

### ROLE OF THE FUNDER/SPONSOR

The funding sources had no role in the design and conduct of the study; collection, management, analysis and interpretation of the data; preparation, review or approval of the manuscript; and decision to submit the manuscript for publication.

### ADDITIONAL CONTRIBUTIONS

We are grateful to all the families who took part in this study, the midwives for their help in recruiting them, and the whole ALSPAC team, which includes interviewers, computer and laboratory technicians, clerical workers, research scientists, volunteers, managers, receptionists and nurses.

### ORCID

Eleonora lob  <https://orcid.org/0000-0003-3617-0266>

### REFERENCES

1. Lim SS, Vos T, Flaxman AD, et al. A comparative risk assessment of burden of disease and injury attributable to 67 risk factors and risk factor clusters in 21 regions, 1990–2010: a systematic analysis for the Global Burden of Disease Study 2010. *Lancet*. 2013;380(9859):2224–2260. [https://doi.org/10.1016/S0140-6736\(12\)61766-8](https://doi.org/10.1016/S0140-6736(12)61766-8)
2. Morley KI, Lynskey MT, Moran P, Borschmann R, Winstock AR. Polysubstance use, mental health and high-risk behaviours: results from the 2012 Global Drug Survey. *Drug Alcohol Rev*. 2015;34(4):427–437. <https://doi.org/10.1111/dar.12263>
3. Moss HB, Chen CM, Yi H. Early adolescent patterns of alcohol, cigarettes, and marijuana polysubstance use and young adult substance use outcomes in a nationally representative sample. *Drug Alcohol Depend*. 2014;136:51–62. <https://doi.org/10.1016/j.drugalcdep.2013.12.011>
4. Agrawal A, Neale MC, Prescott CA, Kendler KS. Cannabis and other illicit drugs: comorbid use and abuse/dependence in males and females. *Behav Genet*. 2004;34(3):217–228. <https://doi.org/10.1023/B:BEGE.0000017868.07829.45>
5. DuPont RL, Han B, Shea CL, Madras BK. Drug use among youth: national survey data support a common liability of all drug use. *Prev Med (Baltim)*. 2018;113:68–73. <https://doi.org/10.1016/j.ypmed.2018.05.015>
6. Lynskey MT, Fergusson DM, Horwood LJ. The origins of the correlations between tobacco, alcohol, and cannabis use during adolescence. *J Child Psychol Psychiatry*. 1998;39(7):995–1005. <https://doi.org/10.1111/1469-7610.00402>
7. Vanyukov MM, Tarter RE, Kirillova GP, et al. Common liability to addiction and “gateway hypothesis”: theoretical, empirical and evolutionary perspective. *Drug Alcohol Depend*. 2012;123:S3–S17. <https://doi.org/10.1016/j.drugalcdep.2011.12.018>
8. Swendsen J, Conway KP, Degenhardt L, et al. Mental disorders as risk factors for substance use, abuse and dependence: results from the 10-year follow-up of the National Comorbidity Survey. *Addiction*.



- 2010;105(6):1117-1128. <https://doi.org/10.1111/j.1360-0443.2010.02902.x>
9. Torrens M, Mestre-Pintó J-I, Domingo-Salvany A. Comorbidity of substance use and mental disorders in Europe. *Eur Monitoring Cent Drugs Drug Addict*. 2015;15-45.
  10. Kotov R, Gamez W, Schmidt F, Watson D. Linking "Big" personality traits to anxiety, depressive, and substance use disorders: a meta-analysis. *Psychol Bull*. 2010;136(5):768-821. <https://doi.org/10.1037/a0020327>
  11. Feldstein SW, Miller WR. Substance use and risk-taking among adolescents. *J Ment Health*. 2006;15(6):633-643. <https://doi.org/10.1080/09638230600998896>
  12. Erickson J, El-Gabalawy R, Palitsky D, et al. Educational attainment as a protective factor for psychiatric disorders: findings from a nationally representative longitudinal study. *Depress Anxiety*. 2016;33(11):1013-1022. <https://doi.org/10.1002/da.22515>
  13. Gearhardt AN, Waller R, Jester JM, Hyde LW, Zucker RA. Body mass index across adolescence and substance use problems in early adulthood. *Psychol Addict Behav*. 2018;32(3):309-319. <https://doi.org/10.1037/adb0000365>
  14. Kendler KS, Chen X, Dick D, et al. Recent advances in the genetic epidemiology and molecular genetics of substance use disorders. *Nat Neurosci*. 2012;15(2):181-189. <https://doi.org/10.1038/nn.3018>
  15. Nivard MG, Verweij KJH, Minică CC, Treur JL, Vink JM, Boomsma DI. Connecting the dots, genome-wide association studies in substance use. *Mol Psychiatry*. 2016;21(6):733-735. <https://doi.org/10.1038/mp.2016.14>
  16. Liu M, Jiang Y, Wedow R, et al. Association studies of up to 1.2 million individuals yield new insights into the genetic etiology of tobacco and alcohol use. *Nat Genet*. 2019;51(2):237-244. <https://doi.org/10.1038/s41588-018-0307-5>
  17. Hancock DB, Reginsson GW, Gaddis NC, et al. Genome-wide meta-analysis reveals common splice site acceptor variant in CHRNA4 associated with nicotine dependence. *Transl Psychiatry*. 2015;5(10):e651-e651. <https://doi.org/10.1038/tp.2015.149>
  18. Gelernter J, Sun N, Polimanti R, et al. Genome-wide association study of maximum habitual alcohol intake in >140,000 U.S. European and African American veterans yields novel risk loci. *Biol Psychiatry*. 2019;86(5):365-376. <https://doi.org/10.1016/j.biopsych.2019.03.984>
  19. Karlsson Linnér R, Biroli P, Kong E, et al. Genome-wide association analyses of risk tolerance and risky behaviors in over 1 million individuals identify hundreds of loci and shared genetic influences. *Nat Genet*. 2019;51(2):245-257. <https://doi.org/10.1038/s41588-018-0309-3>
  20. Pasmán JA, Verweij KJH, Gerring Z, et al. GWAS of lifetime cannabis use reveals new risk loci, genetic overlap with psychiatric traits, and a causal effect of schizophrenia liability. *Nat Neurosci*. 2018;21(9):1161-1170. <https://doi.org/10.1038/s41593-018-0206-1>
  21. Kranzler HR, Zhou H, Kember RL, et al. Genome-wide association study of alcohol consumption and use disorder in 274,424 individuals from multiple populations. *Nat Commun*. 2019;10(1):1499. <https://doi.org/10.1038/s41467-019-09480-8>
  22. Demontis D, Rajagopal VM, Thorgeirsson TE, et al. Genome-wide association study implicates CHRNA2 in cannabis use disorder. *Nat Neurosci*. 2019;22(7):1066-1074. <https://doi.org/10.1038/s41593-019-0416-1>
  23. Polimanti R, Peterson RE, Ong J-S, et al. Evidence of causal effect of major depression on alcohol dependence: findings from the psychiatric genomics consortium. *Psychol Med*. 2019;49(07):1218-1226. <https://doi.org/10.1017/S0033291719000667>
  24. Chen J, Bacanu S-A, Yu H, et al. Genetic relationship between schizophrenia and nicotine dependence. *Sci Rep*. 2016;6(1):25671.
  25. Evangelou E, Gao H, Chu C, et al. New alcohol-related genes suggest shared genetic mechanisms with neuropsychiatric disorders. *Nat Hum Behav*. 2019;3(9):950-961. <https://doi.org/10.1038/s41562-019-0653-z>
  26. Euesden J, Lewis CM, O'Reilly PF. PRSice: polygenic risk score software. *Bioinformatics*. 2015;31(9):1466-1468. <https://doi.org/10.1093/bioinformatics/btu848>
  27. Pingault J-B, O'Reilly PF, Schoeler T, Ploubidis GB, Rijdsdijk F, Dudbridge F. Using genetic data to strengthen causal inference in observational research. *Nat Rev Genet*. 2018;19(9):566-580. <https://doi.org/10.1038/s41576-018-0020-3>
  28. Verweij KJH, Abdellaoui A, Nivard MG, et al. Short communication: genetic association between schizophrenia and cannabis use. *Drug Alcohol Depend*. 2017;171:117-121. <https://doi.org/10.1016/j.drugalcdep.2016.09.022>
  29. Hartz SM, Horton AC, Oehlert M, et al. Association between substance use disorder and polygenic liability to schizophrenia. *Biol Psychiatry*. 2017;82(10):709-715. <https://doi.org/10.1016/j.biopsych.2017.04.020>
  30. du Rietz E, Coleman J, Glanville K, Choi SW, O'Reilly PF, Kuntsi J. Association of polygenic risk for attention-deficit/hyperactivity disorder with co-occurring traits and disorders. *Biol Psychiatry Cogn Neurosci Neuroi*. 2018;3(7):635-643. <https://doi.org/10.1016/j.bpsc.2017.11.013>
  31. Carey CE, Agrawal A, Bucholz KK, et al. Associations between polygenic risk for psychiatric disorders and substance involvement. *Front Genet*. 2016;7:1-10. <https://doi.org/10.3389/fgene.2016.00149>
  32. Fraser A, Macdonald-Wallis C, Tilling K, et al. Cohort profile: the Avon Longitudinal Study of Parents and Children: ALSPAC mothers cohort. *Int J Epidemiol*. 2013;42(1):97-110. <https://doi.org/10.1093/ije/dys066>
  33. Fagerström KO, Heatherton TF, Kozlowski LT. Nicotine addiction and its assessment. *Ear Nose Throat J*. 1990;69(11):763-765.
  34. Saunders JB, Aasland OG, Babor TF, de la Fuente JR, Grant M. Development of the alcohol use disorders identification test (AUDIT): WHO collaborative project on early detection of persons with harmful alcohol consumption. *Addiction*. 1993;88(6):791-804. <https://doi.org/10.1111/j.1360-0443.1993.tb02093.x>
  35. Legleye S, Karila L, Beck F, Reynaud M. Validation of the CAST, a general population cannabis abuse screening test. *J Subst Use*. 2007;12(4):233-242. <https://doi.org/10.1080/14659890701476532>
  36. Ware E, Schmitz L, Faul J. *HRS Documentation Report HRS Polygenic Scores 2006-2010 Genetic Data*. Ann Arbor: Michigan; 2017.
  37. Rosseel Y. Lavaan: an R package for structural equation modeling. *J Stat Softw*. 2012;48(2):1-36.
  38. Cole DA. Coping with longitudinal data in research on developmental psychopathology. *Int J Behav Dev*. 2006;30(1):20-25. <https://doi.org/10.1177/0165025406059969>
  39. Newsom JT. *Longitudinal Structural Equation Modeling*. New York: Taylor & Francis; 2015.
  40. Benjamini Y, Drai D, Elmer G, Kafkafi N, Golani I. Controlling the false discovery rate in behavior genetics research. *Behav Brain Res*. 2001;125(1-2):279-284.
  41. Agrawal A, Grant JD, Waldron M, et al. Risk for initiation of substance use as a function of age of onset of cigarette, alcohol and cannabis use: findings in a Midwestern female twin cohort. *Prev Med (Baltim)*. 2006;43(2):125-128. <https://doi.org/10.1016/j.ypmed.2006.03.022>
  42. Sherva R, Wang Q, Kranzler H, et al. Genome-wide association study of cannabis dependence severity, novel risk variants, and shared genetic risks. *JAMA Psychiat*. 2016;73(5):472-480. <https://doi.org/10.1001/jamapsychiatry.2016.0036>
  43. Gage SH, Davey Smith G, Ware JJ, Flint J, Munafò MR. G=E: what GWAS can tell us about the environment. Gibson G, ed. *PLOS Genet*. 2016;12(2):e1005765. <https://doi.org/10.1371/journal.pgen.1005765>
  44. Gillespie NA, Neale MC, Prescott CA, Aggen SH, Kendler KS. Factor and item-response analysis DSM-IV criteria for abuse of and

- dependence on cannabis, cocaine, hallucinogens, sedatives, stimulants and opioids. *Addiction*. 2007;102(6):920-930. <https://doi.org/10.1111/j.1360-0443.2007.01804.x>
45. Volkow ND. Substance use disorders in schizophrenia—clinical implications of comorbidity. *Schizophr Bull*. 2009;35(3):469-472. <https://doi.org/10.1093/schbul/sbp016>
46. Crum RM, Mojtabai R, Lazareck S, et al. A prospective assessment of reports of drinking to self-medicate mood symptoms with the incidence and persistence of alcohol dependence. *JAMA Psychiat*. 2013;70(7):718-726. <https://doi.org/10.1001/jamapsychiatry.2013.1098>
47. Sinha R. Chronic stress, drug use, and vulnerability to addiction. *Ann N Y Acad Sci*. 2008;1141(1):105-130. <https://doi.org/10.1196/annals.1441.030>
48. Lee PH, Anttila V, Won H, et al. Genome wide meta-analysis identifies genomic relationships, novel loci, and pleiotropic mechanisms across eight psychiatric disorders. *bioRxiv*. 2019. <https://doi.org/10.1101/528117>
49. Mallard TT, Linnér RK, Okbay A, et al. Not just one p: Multivariate GWAS of psychiatric disorders and their cardinal symptoms reveal two dimensions of cross-cutting genetic liabilities. *bioRxiv*. January. 2019;603134. <https://doi.org/10.1101/603134>
50. Office for National Statistics. Adult smoking habits in the UK: 2015. Pack size, reported cigarette smoking rates, and public health. *ONS Stat Bull*. 2017;76(11):1338-1338. <https://doi.org/10.2105/AJPH.76.11.1337>
51. Huerta MC, Borgonovi F. Education, alcohol use and abuse among young adults in Britain. *Soc Sci Med*. 2010;71(1):143-151. <https://doi.org/10.1016/j.socscimed.2010.03.022>
52. Fulkerson J, French S. Cigarette smoking for weight loss or control among adolescents: gender and racial/ethnic differences. *J Adolesc Health*. 2003;32(4):306-313. [https://doi.org/10.1016/S1054-139X\(02\)00566-9](https://doi.org/10.1016/S1054-139X(02)00566-9)
53. Li JJ, Hilton EC, Lu Q, Hong J, Greenberg JS, Mailick MR. Validating psychosocial pathways of risk between neuroticism and late life depression using a polygenic score approach. *J Abnorm Psychol*. March 2019;128(3):200-211. <https://doi.org/10.1037/abn0000419>
54. Pandey A, Hale D, Das S, Goddings A-L, Blakemore S-J, Viner RM. Effectiveness of universal self-regulation-based interventions in children and adolescents. *JAMA Pediatr*. 2018;172(6):566-575. <https://doi.org/10.1001/jamapediatrics.2018.0232>
55. Selzam S, Ritchie SJ, Pingault JB, Reynolds CA, O'Reilly PF, Plomin R. Comparing within- and between-family polygenic score prediction. *Am J Hum Genet*. 2019;105(2):351-363.

## SUPPORTING INFORMATION

Additional supporting information may be found online in the Supporting Information section at the end of this article.

**How to cite this article:** Iob E, Schoeler T, Cecil CM, Walton E, McQuillin A, Pingault J-B. Identifying risk factors involved in the common versus specific liabilities to substance use: A genetically informed approach. *Addiction Biology*. 2020; e12944. <https://doi.org/10.1111/adb.12944>