

Exit Strategy from COVID-19: Vaccination and an Alternative Solution

Abstract. Vaccination groups all over the globe made a strong coordinated effort to put an end to the current COVID-19 crisis. Since vaccination started first in the UK on 8th December, 2020 we have sufficient data to analyse and derive useful results. It addressed issues viz. seasonality, indirect consequences of mass vaccination and fast mutation of the virus after mass vaccination. To develop useful timely insights, some similarities between COVID-19 and Flu received attention. Critical and open analyses, balanced discussion in the current crucial stage are desperately needed. Questioning, debating and criticism are always the basis of good science and the main pillars to its advancement. With that objective in mind, it is an effort to explore areas relating to the effectiveness of COVID-19 vaccines with a pragmatic viewpoint. Policymakers will be greatly benefitted from such analyses. An alternative optimistic pathway is also mentioned which was proposed as early as 17th March, 2020 and is practically without side effects and no vested interest involved.

Exit Strategy from COVID-19: Vaccination and an Alternative Solution

This analysis explores few important aspects of current COVID-19 situations from pragmatic viewpoints. In this context, an alternate optimistic pathway is also discussed.

1. Effects of Lockdown vs. Vaccination vs. Seasonality

In winter, many countries showed a sudden surge. After the imposition of strict lockdown, surges are likely to be reduced. Moreover, different countries started vaccination at different time of the winter; some started early winter e.g. UK (8th December, 2020 [1]) whereas, some started late e.g. South Africa (17th February, 2021 [2]). It is beneficial to study effects of Lockdown vs. Vaccination vs. Seasonality in various countries.

For UK and Israel, the 2nd peak was much stronger than the first one (Fig. 1). For both countries, the second peak occurred after vaccination started. South Africa did not start vaccination till 17th February, but the 2nd wave peaked same time with the UK and Israel (around mid-January). Not only that but also the 2nd wave was **falling much faster than UK and Israel** upto 17th February [2] (Fig. 1). Even for the UK and Israel, where massive vaccination took place, the total deaths in

the three months after vaccination (also had strict lockdown), reached the overall death of the past 10 months before vaccination [2].

The UK had much higher vaccination than any other EU countries. Also, the UK showed the highest daily Deaths than any other EU countries [3, see 7-day average till 28th February]. UK had a strict lockdown and as expected Death is decreasing in late winter (Fig. 2).

A success story on vaccination in Israel attracted global attention [4]. However, a study [5] authored by Dr Hervé Seligmann, a scientist from the Faculty of Medicine, Aix-Marseille University, France who is of Israeli-Luxembourg nationality rejected the success story that claimed Israel could be a role model. That study raised issues towards unsubstantiated claims and biased analyses and suggested a mismatch between data published by authorities to that

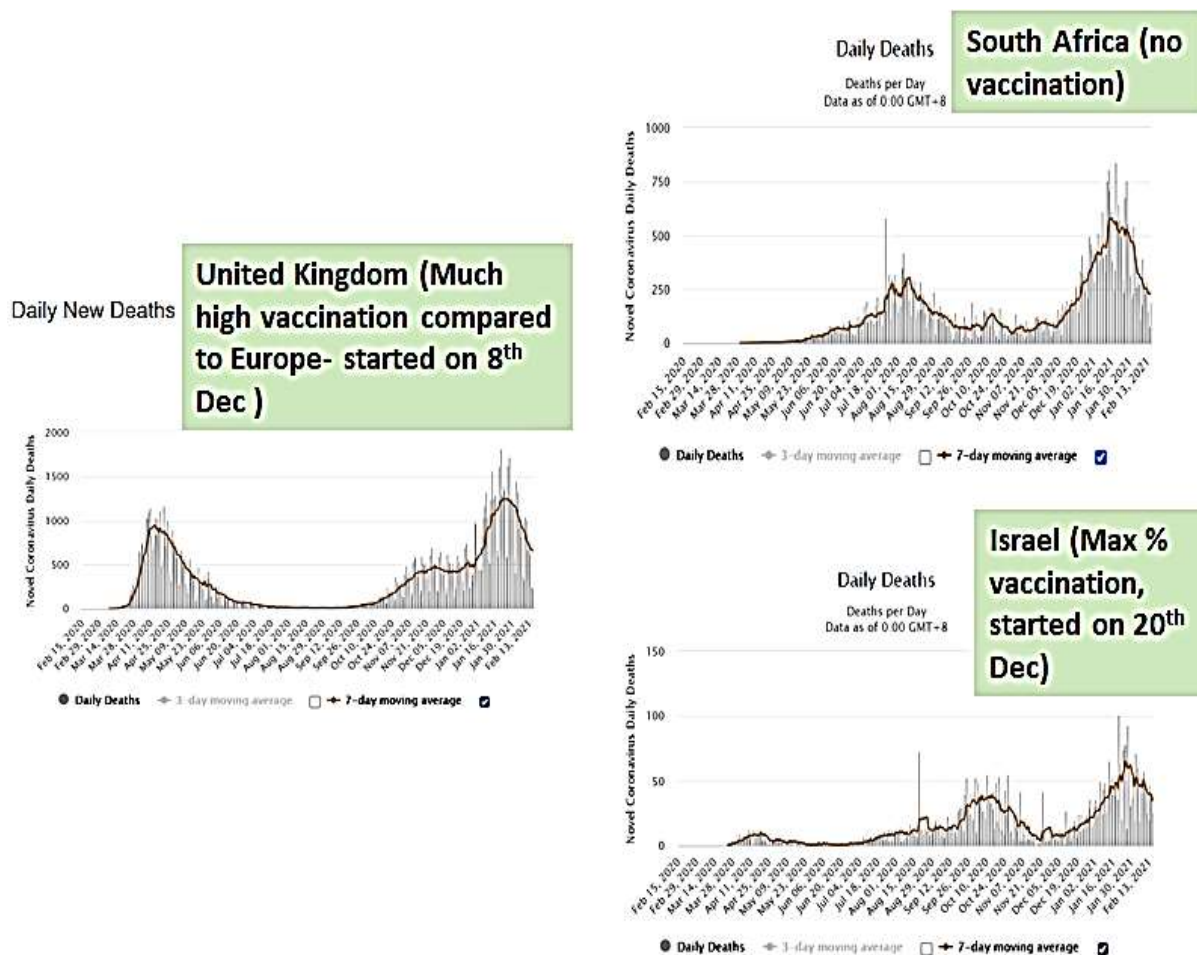
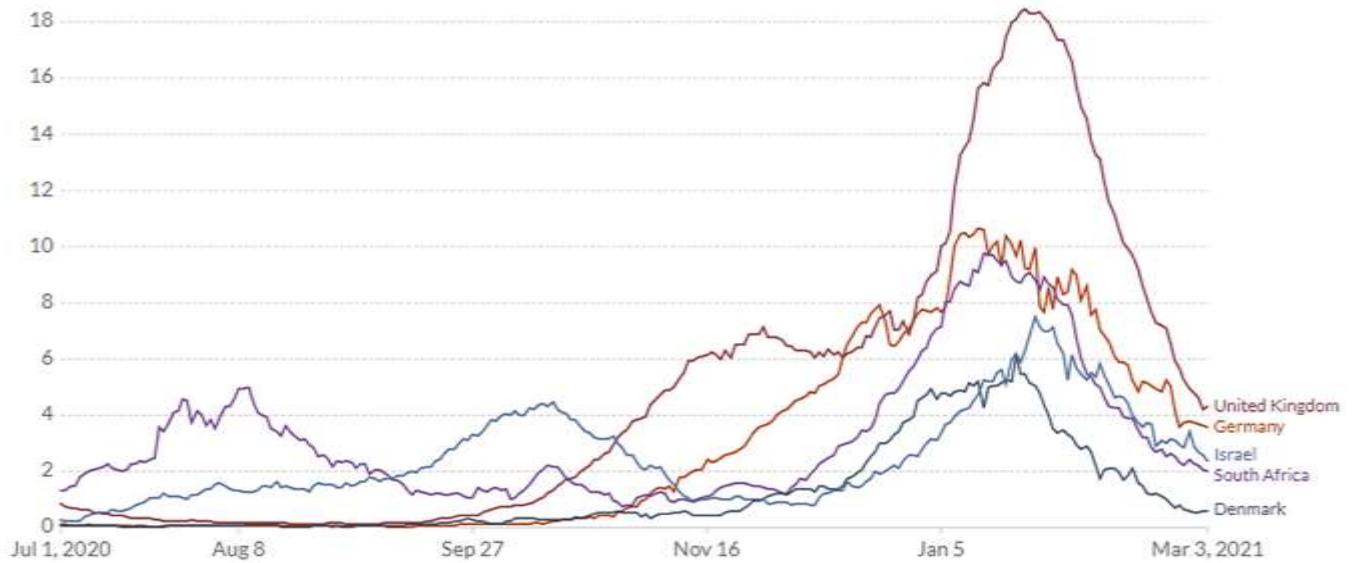


Fig. 1: Daily new Deaths for UK, Israel and South Africa before South Africa started the vaccination programme (on 17/02). Seven-day moving average is marked by thick line. (<https://www.worldometers.info/coronavirus/country/>, accessed on 17/02/2021)

a)



b)

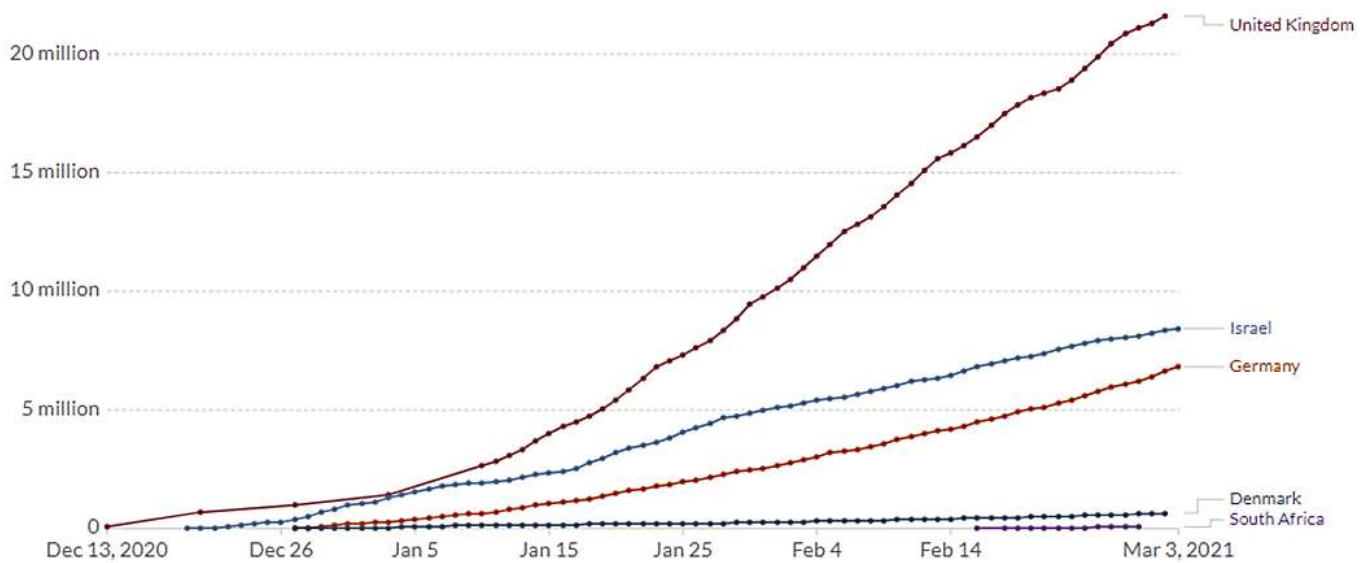


Fig.2. Deaths of Covid-19 and Vaccination data of few selective countries, where Deaths peaked in winter. a) Daily new confirmed Deaths per million in rolling 7-day average, b) cumulative COVID vaccination dose. Israel and UK had highest vaccination though daily Deaths are still higher at the beginning of March. South Africa practically did have nominal vaccination, but the daily Death though peaked higher than Israel but falling at a much faster pace and even lower than Israel. [Source: <https://ourworldindata.org/coronavirus-data-explorer>].

with the observed reality. It explored how after vaccination started, the overall outcome of the health situation in Israel deteriorated in various respects.

UAE had much high vaccination and it started on 14th Dec, 2020 [6]. Some days after the start of vaccination, there is a very steep rise in Cases and thereafter a steep rise in Deaths (Fig. 3). Similar surges are noticed for India, Brazil, Bangladesh and Pakistan among others [3]. Globally, Cases and Deaths started increasing after 5 weeks of a steady decline [3] and coincidentally, the period of recent rise matches when major vaccination programme was initiated worldwide. A highly populated country India was having a steady decrease for five months. India did not have any lockdown. Though neighbouring countries Pakistan and Bangladesh experienced the 2nd wave this winter but India did not. India passed major festive seasons where social distancing was very difficult to be maintained, still cases and deaths continued to decline. There is a sudden reversal in trend of cases and deaths in India, from declining to rising, within a month after the start of vaccination.

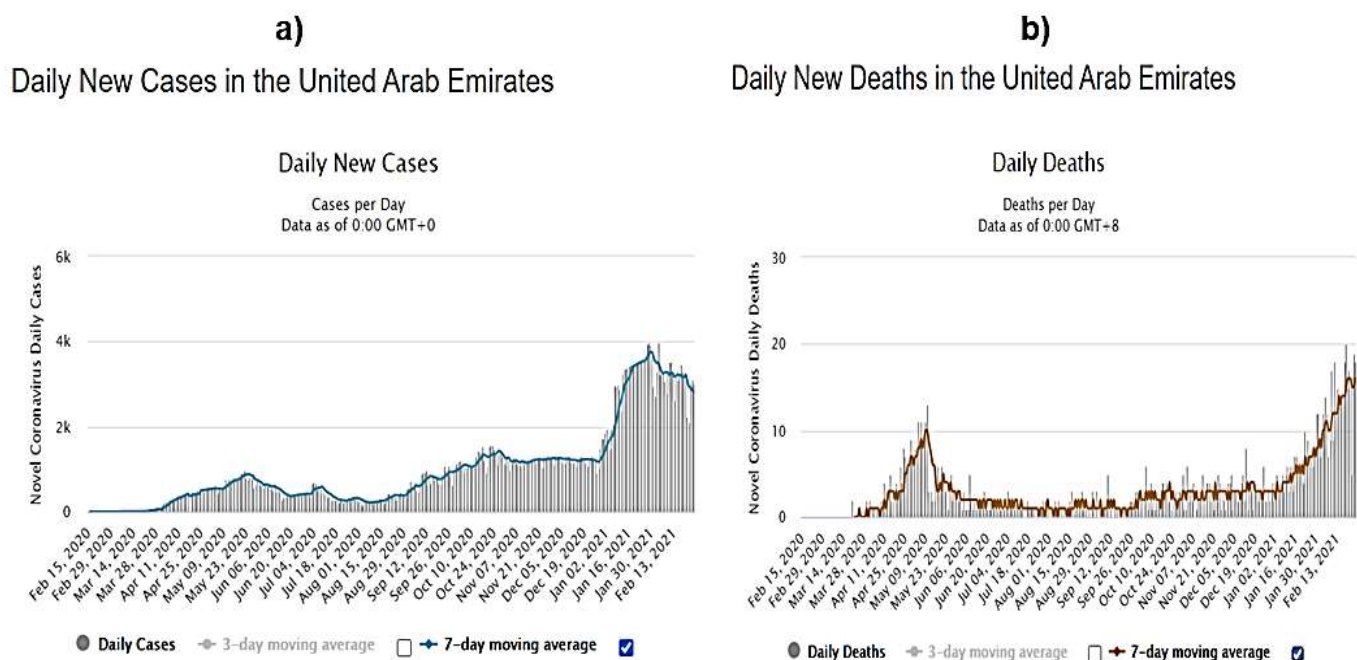


Fig.3. Daily new Cases (a) and Deaths (b) for the United Arab Emirates (UAE). Seven-day moving average are marked by coloured thick line. Vaccination programme started on 14th December [6]. (Source: <https://www.worldometers.info/coronavirus/country/ united-arab-emirates/>)

Thus, it could be of interest to check which country showed a decrease after the vaccination started, eliminating the effect of lockdown and seasonality.

2. Reporting of short-term adverse effects after vaccination

In the short time frame of clinical trials, there are hardly possibilities to test the medium and long term adverse effects. Even for the short term, only few thousand people took part in trials among which half were given Placebo. Many complicated interactions among various underlying health issues are likely to be missed and could not be tested due to small sample size.

For short term adverse effects, recent data also raised questions [7]. In the United States, a total of 1136 individuals have died till 26th February after receiving mRNA vaccines for COVID-19. A total of 587 (51.7 percent) died within a week; among who died, 94 (8.3 percent) died on the same day, 150 (13.2 percent) died the day after, 105 died 2 days after, and 68 within 3 days [7,8]. More recent record upto April 5, 2021 shows VAERS received 2,794 reports of death among vaccinated people [9]. Cardiac arrest was one of the main causes of deaths; whereas, blood clots, anaphylaxis, temporary facial paralysis and Bell's palsy were reported among the majority of other critical patients. It would be advisable to track all these vaccinated people afterwards and to note if they were affected by any of **those particular diseases** in later stages or not. Also, a monitoring system could be proposed to check if deaths caused due to some of those specific symptoms/ diseases exceeds normal count or not in the coming months. Such anomaly counts of death or symptom could give some ideas of medium and long term side effects, if any, due to vaccination.

A comparison between deaths after Influenza (Flu) and COVID vaccine from VAERS reports gives useful information. For Flu vaccine in 2019 influenza season, a total of 45 deaths occurred which is 0.0000265 percent of total vaccination. Whereas, for the COVID vaccine, a total of 1136 deaths are reported as of Feb. 26, which is approximately a rate of .0024 percent, a 100-fold higher than the reported deaths after Flu vaccine [8].

In India as of March 29, around 180 people have died and 617 had serious adverse events following vaccination, according to the Adverse Events Following Immunisation (AEFI) committee, the main government reporting centre [10]. A major proportion of deaths occurred less than three days after the vaccination and major causes of deaths are noted as Acute Coronary Syndrome/ Myocardial Infarction. Authorities say Deaths are unrelated to the vaccine. In the UK, the Medicines and Healthcare products Regulatory Agency (MHRA), a govt organisation reported that up to March 31, there are 79 reports of blood clots accompanied by low blood platelet count. A total of 19 people died, of those three were under the age of 30 [11]. Currently, it is concluded that clotting syndrome should be listed as a very rare side-effect of one of the vaccine, Oxford/AstraZeneca jab [11].

3. Importance of healthy Peer-review and service to Humanity

Constructive criticism, healthy peer-review are always the pillars of good science, which became more important when the lives of billions of people are involved. Healthy open peer-review from qualified scientists and experts from various disciplines are likely to dismantle many unsorted puzzles and now urgently required. It is such an important step and enough scrutiny in every step is indeed expected.

Experts, scientists raised various sensible questions on several platforms e.g., questions on mRNA technique, the trial process for understanding medium and long-term effects etc. among others. Those are very important steps and need to have complied when millions of people are vaccinated on a regular basis. It is pointed out that COVID-19 vaccine trials and 'studies seem designed to answer the easiest question in the least amount of time, not the most clinically relevant questions' [12,13]. Studies also discussed that current trials aren't designed to tell whether covid-19 vaccines can save lives [13, Table 1]. The frail elderly are disproportionately contributing to the serious cases of the disease, yet in the randomized trials they were insufficiently recruited [13a]. In the end, it should not be the media who will control and lead science. Prof Fiona Godlee, editor in chief, BMJ made a very valuable comment in this regard, "Science by press release" is just one of many flaws in the way new treatments are evaluated, brought into stark relief by the pandemic' [14]. Fabricated analyses and biased results should not be on the headline in everyday news; whereas, many important research/analyses will be suppressed. Those areas need to be addressed/ monitored and brought to the knowledge of respective authorities in various steps of decision making. We need to analyse the whole situation to take timely intervention, we need to ask whether the intervention with vaccine is making situations better or worse, whether we have more and more liberty to accept excuses when solution does not work. With fixed world resources, the proposition of vaccinating billions and billions of people in every six months times raises a very obvious question, whether such an effort is worth it and essential. The direct and indirect cost of that strategy needs attention so as the effectiveness of such a strategy.

As there are huge vested interests involved for vaccine and allied businesses, long chains of beneficiaries are linked, additional precaution should be in place. Ethics and integrity should not be compromised in that novel goal of saving humanity. One proposition in that direction could be producing and distributing vaccine on a **not-for-profit basis**.

It could be very welcoming coordinated initiatives from all vaccine groups and will be highly appreciated and valued.

Table 1 Characteristics of ongoing phase III covid-19 vaccine trials

	Moderna	Pfizer	AstraZeneca (US)	AstraZeneca (UK)	Janssen	Sinopharm *	Sinovac
Vaccine name	mRNA-1273	BNT162	AZD1222	AZD1222	Ad26.COV2.S	Sinopharm vaccine	Sinovac CoronaVac
Registration No	NCT04470427	NCT04368728	NCT04516746	NCT04400838 (UK), NCT04536051 (Brazil), NCT04444674 (South Africa)	NCT04505722	NCT04510207	NCT04456595
Target enrolment	30 000	43 998	30 000	19 330	60 000	45 000	8870
Ages eligible	18+	12+	18+	5-12, 18+	18+	18+	18+
Protocol publicly available	Y	Y	Y	N [†]	Y	N	N
Notable excluded populations:							
Children and adolescents	Excluded	Many excluded	Excluded	13-17 excluded	Excluded	Excluded	Excluded
Immunocompromised patients	Excluded	Excluded	Excluded	Excluded	Excluded	Excluded	Excluded
Pregnant or breastfeeding women	Excluded	Excluded	Excluded	Excluded	Excluded	Excluded	Excluded
Endpoints undergoing formal study [‡] :							
Prevention of symptomatic disease in vaccine recipient	Y	Y	Y	Y	Y	Presumably [§]	Y
Reduction in severe covid-19 (hospital admission, ICU, or death)	N	N	N	N [¶]	N	N	N
Interruption of transmission (person to person spread)	N	N	N	N	N	N	N

[after Doshi P, 2020, see, details there]

4. Similarities between Influenza and COVID-19

There are still not any vaccines for many diseases, e.g. AIDS etc. Hence a balanced media coverage, focus on varied medical research or remedy on COVID-19 other than the vaccine is equally important.

Every winter, tens of thousands of people die in the UK, Europe and northern America from Influenza (Flu), a virus borne respiratory disease. Centers for Disease Control and Prevention (CDC) estimated 61,000 deaths in the United States during 2017–2018 from influenza, which was higher than any season since 2009 [15]. At the beginning of every winter, people mainly from old and vulnerable groups are vaccinated against Flu virus; but still, it is not yet been

possible to eradicate Flu. On the contrary, it became more powerful and destructive in later years. The main reason is that the virus is mutating over time and space. Hence question arises could it be similar for COVID-19? There are many similarities between these two virus-borne respiratory diseases COVID-19 and Flu.

Few resemblances noted from the web [16]: 'Flu season occurs in the fall and winter. In the U.S., that means October-March, and in the southern hemisphere, June-September. Although the reason for this seasonality is not entirely understood, influenza virus has been shown to survive longer at low temperatures and low humidity. Other suggested explanations include weakened host immunity due to decreased sunlight and vitamin D and increased exposure to the virus due to indoor cohabitation in the winter.'

Other relevant facts and observations:

- Both the viruses are mutating over time and space. Many new strains of COVID-19 are emerging over time [17]. Since the first vaccine came up only in December 2020, many new variants are already detected in the next three months which are ineffective to the vaccine [18, 19]. One comment from journal the Lancet, 'rapid regulatory approval and roll-out of several vaccines have ignited much optimism. However, this optimism has been dampened by the emergence of several new virus variants that are more transmissible and less sensitive to vaccine-induced antibodies [19].
- There are many dissimilarities between COVID-19 with other vaccines (polio, smallpox etc.) too; e.g., unlike other vaccines, if people are vaccinated for COVID-19, they still can get the disease, can transmit it and even die from it [10, 20]. Even after 15 days of the second dose, people can be a carrier of the disease [10]. In Michigan, 246 breakthrough Covid-19 cases have occurred after the 2nd dose, that resulted in 11 hospitalizations and even **three deaths** [20]. 'Breakthrough cases,' happen when at least 14 days after receiving the final dose of the vaccine people test positive.
- Like Flu, during summer the situation improved in Europe and North America. Last summer, in Europe, deaths from COVID-19 were practically nil without any vaccine. People vaccinated in March 2021 for COVID-19, will require to be vaccinated again after six months i.e., before the next winter. This is because the immunity to the disease is expected to reduce after six months [21]. Whether the same vaccine will work or not that time will be another issue. Following our past experience with the Flu vaccine, it can be speculated beforehand.

There could be relevance to this discussion to **Flu vaccine ineffectiveness in excess of 50,100 deaths in the UK and EU in 2017-18** [22]. Deaths were highest in more than 40 years, though

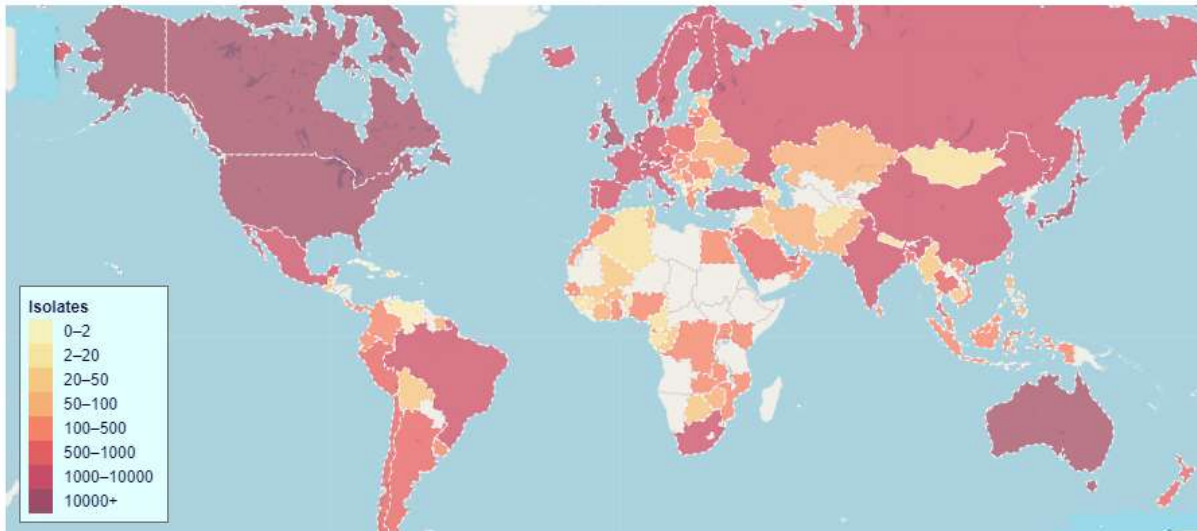
many vaccines were evolved and modified during that last 40 years. 'The Office for National Statistics said **flu and the ineffectiveness of the flu vaccine were key reasons for the rise of excess winter deaths in 2017-18**' [22]. Even for 2016, the rise in deaths in England and Wales for the previous 12 years, was attributed to the failure to provide an effective Flu vaccine, government's public health agency had admitted [23]. Those records indicated how poorly Flu vaccines performed in recent periods compared to the past.

5. New Variants and Fast Mutation

An inspiring initiative was taken to develop a COVID-19 virus mutation tracker, which is immensely beneficial to monitor the progression of mutated variants [17,24]. It gives an idea of how rapidly it can mutate over temporal and spatial scales [Fig. 4]. The fingerprints reveal the route of virus transmission so as timelines of different mutations. For UK, till 03/03/21 the number of unique variants identified as 11,098, of which local variants 10,7038 and foreign variants 3,066 [17]. Interestingly, the timeline of new variants suggests a sudden increase in mutation since December 2020 [17] (Fig. 4b), the time when major vaccination programme was initiated. Prior to that in the last 11 months, upto November 2020, the progression was really slow in comparison (see the numbers in Fig.4b).

Vaccines themselves can drive viral mutations and hence COVID-19 vaccines can add fuel to the evolution of mutation of Coronavirus as suggested by Professor Paul Bieniasz from Rockefeller University, USA [25]. Those may explain why there is a surge in the number of mutated variants, so as cases globally after the mass vaccination started.

a)



b)

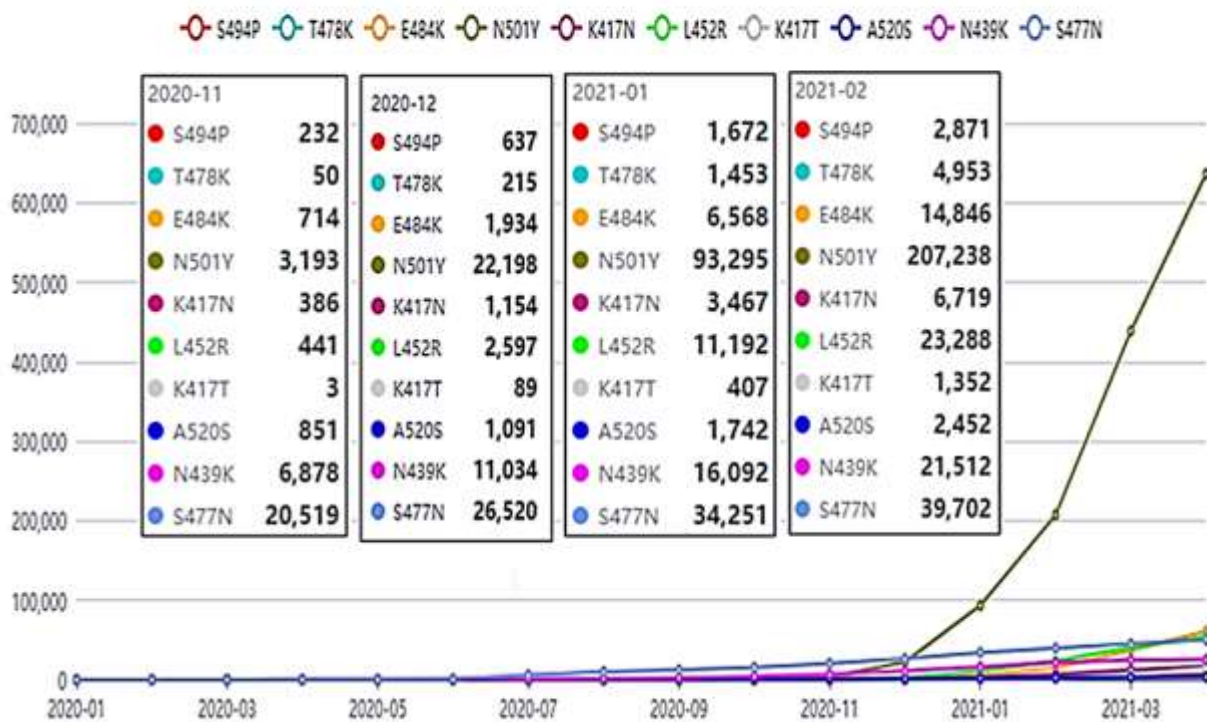


Fig. 4. COVID-19 virus genome isolates from patients are being regularly sequenced worldwide and continuously updated; for each sample, there is an accession number. The spatial distribution patterns (a) and temporal patterns (b) are presented. b) shows top 10 major virus mutations timeline which are progressing at a very rapid scale since December, 2020. Numbers in each month from November to February are shown in the top left box and shows how slow was the pace, in comparison, upto November, 2020. [<https://www.cbrc.kaust.edu.sa/covmt/>, Accessed on 03/03/2021 (a) and 1/04/2021(b) respectively].

6. Mass vaccination and transmission- Trial experiments

Trial experiments and protocols set for COVID-19 vaccination did not take into consideration of many direct and indirect consequences of mass vaccination.

Apart from looking into details of direct side effects after vaccination, the secondary effect that might be caused after mass vaccination needs attention too. Here is a trial experiment that showed vaccinated people can spread the disease and they can be carrier even after 15 days of 2nd dose.

Asymptomatic cases also have role in the transmission and spread of SARS-CoV2 infections [26]. Some clinical trial experiments are conducted among vaccinated healthcare workers in the US, that also allowed for increased detection of asymptomatic infections [27]. Among vaccinated people, 14,604 were monitored in trials and out of which 379 tested positive at least 1 day after vaccination. The majority (71%) were tested positive within the first 2 weeks after the first vaccination. Whereas, 37 health care workers were tested positive after receiving both doses and 22 had positive test results 1 to 7 days after the second dose. Only 7 tested positive 15 or more days after the second dose [Table 2, 27]. This study indicated that after vaccination, the absolute risks of testing positive for SARS-CoV-2 are higher than the risks noted in original phase III trial experiments. **Vaccinated, over-confident people, if asymptomatic or develop mild symptoms, can act as super-spreaders.**

Such analyses may raise major worries for developing countries like India and most countries of African continents where deaths per million were practically very less in comparison to developed countries prior to mass vaccination. It may explain why highly populated countries like Brazil and India are worst affected as very high number of people are vaccinated at a short space of time. Brazil started vaccination at around mid-February and just after a month a very steep rise in deaths is noticed [2]. A highly populated country India was about to control the disease without any vaccine or lockdown, but since the middle of February (vaccination started on 16th January, [2]) was showing a sudden surge in transmission, raising major concerns. Such a steep rise in deaths and cases for Brazil and India never happened in the entire period of pandemic [3].

Table 2 New SARS-CoV-2 Infections among Vaccinated Health Care Workers from December 16, 2020, through February 9, 2021.

Days after Vaccination	Vaccinated Persons		
	With New Infection (N=379) <i>number</i>	Tested (N=14,604)* <i>number</i>	Eligible for Testing (N=36,659)† <i>number (percent)</i>
Dose 1			
Days 1–7	145	5794	35,673 (97.3)
Days 8–14	125	7844	34,404 (93.8)
Days 15–21	57	7958	32,667 (89.1)
Day 22 or later, before dose 2	15	4286	32,327 (88.2)
Dose 2			
Days 1–7	22	5546	23,100 (63.0)
Days 8–14	8	4909	16,082 (43.9)
Day 15 or later	7	4167	14,990 (40.9)

[Keehner et al., 2021]

Such analyses raise few questions those need in-depth investigation and could have been attended before any rapid **mass vaccination** drive: i) is vaccine causing more mutation of virus? ii) if true, can more different vaccines can create more forms of mutations? iii) if vaccines have roles on viral mutation, is it dependent on climate, various genetic groups of people and ethnic group, past health conditions of individuals etc.? iv) in some countries reduction of vaccination doses and imposition of lockdown, could abate the uncontrolled rate of transmission (e.g., India in May 2021, [3]). Such timely intervention indicated the government and policy makers have the control on transmission rate of the virus by varying the number of vaccine doses, temporally as well as spatially? Can the timing and severity of global third wave in future be controlled by regulating vaccine doses? v) Professor Paul Bieniasz mentioned, the time between initial vaccination and the time of second shot to maximize the immune response might serve as a sort of breeding ground for the virus to acquire new mutations [25]. Thus, delaying the time of 2nd

dose can favour more mutation and subsequently more spread of the disease. vi) if vaccine can cause mutation, it is not only travel that can spread mutated virus from country to country or regionally; it can equally happen within any community sooner or later, even if, there is strict travel ban or lockdown. vii) At the beginning of winter 2021, like Flu, there is another surge likely to happen in Europe and northern US. It is very likely that we are going to blame on new mutant variants and another lockdown will be impending. Thus, we need not be optimistic or pessimistic but **Pragmatic**. We need to explore alternate pathways side by side and be well-prepared with substitute solutions beforehand (to mention a few [28,28a, 29]).

Furthermore, it is worth mentioning that without proper checking of all direct and indirect effects of mass vaccination, any hasty steps **can cause more harm than good**. It can lead to severe consequences to highly populated countries that we eyewitnessed recently. Those areas need thorough investigation and urgent attention on time to stop further escalation of worsening situation.

7. Seasonality and COVID-19

Seasonal effects should be considered very important for the transmission of COVID-19. By around mid-April last winter, almost all European countries and countries from the northern USA showed a decline in transmission without any intervention of vaccines. Like Flu, transmission in fact was nominal during mid-June to September 2020, compared to the severity of other months. It would have been also expected **likewise from mid-April this year**, if vaccine were not in place. After major vaccination started there were surges in transmission in almost all countries and most countries had to impose strict lockdown condition. It would be of interest to monitor how the effect of vaccine, (including the proportion of vaccinated percentage, time of major vaccination programme) override the effect of seasonality in various European countries and countries of northern US.

A recent systematic review work of several papers found almost all studies detected that temperature played a huge role in the transmission of the virus [30]. However, authors finally concluded that the certainty of evidence was graded as low, which is based on their Table 3. A careful observation suggests, that 'low' grading was not supported by their Table. On the contrary, it is completely the other way round. The area of seasonality, the dependence of seasonal temperature, though was very evident throughout, till vaccination started [28,28a, 29 31], but surprisingly undermined by the scientific community and in many important publications.

Then the question is why? Could it be due to the previous experience with the Seasonal Flu Vaccine?

8. Optimism with Alternative Pathways

Studies explored whether the global temperature had any role in the spread and vulnerability to COVID-19 [28, 28a, 29] and highlighted that global temperature played an important role in transmitting the virus. The risk from the virus was reduced significantly for warm places and countries; whereas, a moderately cool environment was the most favourable state. Various degrees of vulnerability were identified based on the temperature of March and April and countries were specified. It was shown countries can even switch from one state of vulnerability to another following the variability of temperature and that knowledge can be used for planning countrywise mitigation strategies [28, 28a, 29]. Interestingly, the dependency of temperature on global spread of the disease was consistent throughout before the vaccination drive, though deviated after the initiation of mass vaccination programme on a global scale [2].

Solutions : General Measures

- **Using Sauna facilities:** Usually hotels, gyms, leisure centres contain existing Sauna facilities. Also, mobile and Caravan Sauna facilities can be thought of in future. After Sauna, if surfaces in public places are touched, hand washing is advisable.
- **Portable Convector Room Heater:** Stay close to a convector room heater and inhale hot air at least two times a day for around half an hour each time (keeping comfort level). It would be very useful at the initial stages of the disease.
- **Disinfect any place using High Temperature:** Before start of office, school or business, temperature of premises may be kept very high, (say, 60°C) for half an hour. For airports, train and bus, the same method of disinfecting could be thought of. *Optimum temperature and duration can be tested easily.* For any external object or material, disinfecting using high temperature could be a useful solution.
- **Using Blow Dryer/ Hair Dryer:** For minor symptoms, inhaling hot air intermittently through the nose (keeping comfort level) even for five minutes, say two/three times a day, will also be useful to kill virus in the nasal cavity.
- **Hot Drinks:** For very mild symptoms, take hot drinks (could be tea, coffee, warm milk, hot water with lemon etc.) few times a day to destroy virus in the mouth and throat. Gargle with warm salt water at least three/four times a day will be very beneficial. Hot soup will also be useful.

Why: The virus is very sensitive to **Temperature**. It mainly enters through the **Nose** (WHO). Testing is done with swabs from the nasal cavity and the back of the **Mouth**.

Important: Only even Convector Room Heater and Hot Salt Water gargle, Hot Drinks can serve the main purpose.

Indrani Roy

Fig.5. Heat-based general measures at initial stages of the disease.

[Roy, 2020 a, b, c]

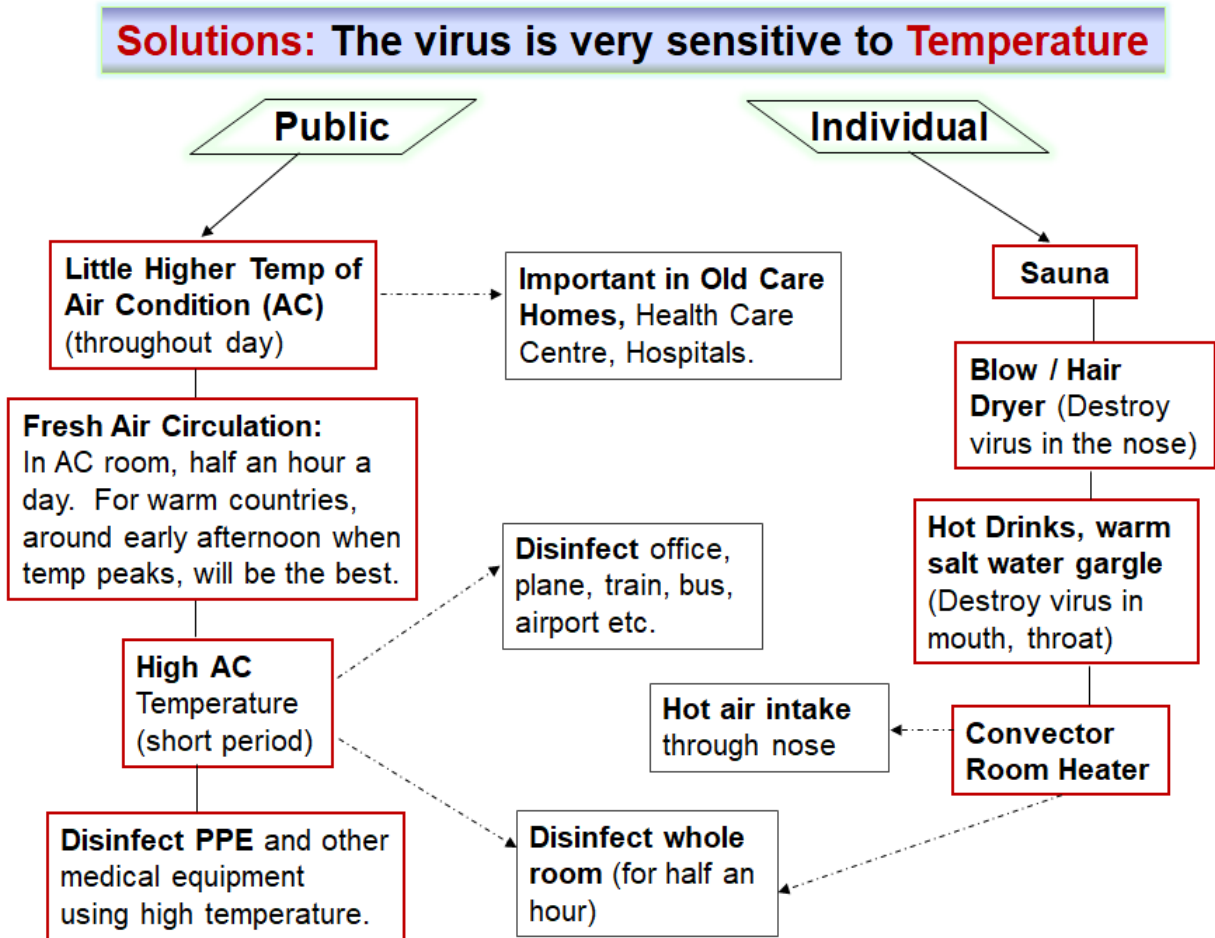


Fig.6. An overview in a form of schematic, depicting actions towards solutions at general or public level (left) and individual level (right).

[Roy, 2020 a, b,c]

The dependency of temperature is true for similar generic category Coronavirus SARS (Severe Acute Respiratory Syndrome) and MERS (Middle East Respiratory Syndrome) ([32],[33]) and also true for other similar seasonal air-borne Flu viruses [34]. The virus remains active for a long time in low temperatures [32] and low temperature significantly contributes to its survival and transmission ([35], [33], [36]). A study using seasonally dependent endemic virus [34] showed when the temperature is 5°C and relative humidity between (35 to 50)%, infection rate was very high (75-100%); whereas, when relative humidity was still kept at 35%, but *only temperature was increased to 30°C, the infection rate was surprisingly reduced to zero*. A laboratory experiment with similar generic Coronavirus (viz. SARS-CoV) using a variable temperature [35] showed inactivation of the virus was faster at all humidity levels if the temperature was simply raised to 20°C from 4°C; which is more rapid if the temperature was further increased to 40°C

from 20°C. However, contact transmission is still possible at high temperatures and lab experiments with guinea pigs showed contact transmission takes place even at 30°C temperature [34]. In typical Air-Conditioning (AC) environments, which has room temperature 22 -25°C and relative humidity (40-50)%, SARS can be active for at least five days [33].

The influence of temperature on the COVID-19 virus at global scale [28, 28a, 29, 30, 31] and results of previous clinical trials with similar viruses that showed strong dependency of temperature [32- 36] provided a useful insight that regulating the level of temperature can offer remarkable results to stop and arrest the outbreak. Based on that knowledge, some urgent and simple heat-based solutions were proposed as early as 17th March 2020 [37,38], which are practically without side effects, no vested interest involved and very cost-effective too [Fig. 5, Fig. 6]. Successful clinical trial experiments following heat-based solutions to reduce transmission of COVID-19 were conducted and published [39] after receiving approval from the ethical committee. A thorough literature review in support of heat-based solutions to fight COVID-19 was also published in a peer-reviewed journal [40]. Being a medical doctor, author discussed various mechanisms involved in the biological processes [40].

If these simple heat-based solutions at initial stages of the disease [Fig. 5] become popular then people and government do not need to worry about mutated variants, long COVID, losing immunity after six months and further lockdown etc.

Competing Interest Statement:

This study did not receive any funding and there is no financial interest. The first version was submitted to journal on 11th March, 2021 and preprint is

DOI: 10.22541/au.161642232.28976638/v1.

Reference

1. Website: BBC [<https://www.bbc.co.uk/news/uk-55227325> , accessed on 06/03/2021]
2. Website: Ourworldindata, <https://ourworldindata.org/coronavirus-data-explorer> accessed on 09/03/2021.
3. Website: Worldometers, <https://www.worldometers.info/coronavirus/country/>.
4. Mallapaty S, Vaccines are curbing COVID: Data from Israel show drop in infections, Nature, 590, 197 (2021), doi: <https://doi.org/10.1038/d41586-021-00316-4>

5. Website: Israelnationalnews, <https://www.israelnationalnews.com/News/News.aspx/297051>, 18th February, 2021.
6. Website: Medicalxpress, <https://medicalxpress.com/news/2020-12-uae-covid-vaccinations-capital.html> accessed on 08/03/2021.
7. Website: Vaccine Adverse Event Reporting System (VAERS), Government website, <https://vaers.hhs.gov/resources/govtsites.html>
8. Website: The Epoch Times, https://www.theepochtimes.com/adverse-incident-reports-show-966-deaths-following-vaccination-for-covid-19_3723384.html, published 6th March, updated 10th March, accessed, 14th March, 2021
9. <https://www.cdc.gov/coronavirus/2019-ncov/vaccines/safety/adverse-events.html>
10. <https://indianexpress.com/article/explained/explained-post-vaccination-effects-deaths-reading-the-data-available-so-far-7266875/> accessed on 13/04/21
11. <https://www.theguardian.com/world/2021/apr/07/what-do-i-need-to-know-about-the-oxfordastrazeneca-vaccine> accessed on 12/04/21.
12. Doshi P, BMJ 2020, Covid-19 vaccine trial protocols released, A rare opportunity for public scrutiny of these key trials, 371:m4058 <http://dx.doi.org/10.1136/bmj.m4058>, Published: 21 October 2020.
13. Doshi P, BMJ 2020, Will covid-19 vaccines save lives? Current trials aren't designed to tell us; 371 doi: <https://doi.org/10.1136/bmj.m4037> (Published 21 October 2020), BMJ 2020;371:m4037 <https://www.bmj.com/content/371/bmj.m4037>.
<https://www.bmj.com/company/newsroom/covid-19-vaccine-trials-cannot-tell-us-if-they-will-save-lives/>
- 13a. Doshi P, BMJ 2021, Rapid Response, <https://www.bmj.com/content/371/bmj.m4037/rr-23>
14. Godlee, F, 2020, 'Covid-19: We need new thinking and new leadership' BMJ, <https://www.bmj.com/content/371/bmj.m4358>
15. Website: CDC, <https://www.cdc.gov/flu/about/burden-averted/2017-2018.htm>, accessed on 06/03/2021.
16. Website: American Society for Microbiology, <https://asm.org/Articles/2020/July/COVID-19-and-the-Flu>, accessed on 06/03/2021.
17. Website: King Abdullah University of Science and Technology. <https://www.cbrc.kaust.edu.sa/covmt/> , accessed on 06/03/2021.

18. Website: The Guardian, <https://www.theguardian.com/world/2021/feb/08/oxford-covid-vaccine-10-effective-south-african-variant-study>, published 8th February, 2021.
19. Sanders, R.W. 2021, 'Pandemic moves and countermoves: vaccines and viral variants', The Lancet, DOI: [https://doi.org/10.1016/S0140-6736\(21\)00730-3](https://doi.org/10.1016/S0140-6736(21)00730-3).
20. Dailymail: <https://www.dailymail.co.uk/health/article-9441695/Three-people-Michigan-DIED-contracting-COVID-19-despite-fully-vaccinated.html> accessed on 13/04/21
21. Website: BBC, <https://www.bbc.co.uk/news/health-55022287> dt. 20th November, 2020.
22. Website: The Guardian, <https://www.theguardian.com/society/2018/nov/30/excess-winter-deaths-in-england-and-wales-highest-since-1976>, published 30th November, 2018.
23. Website: The Guardian, <https://www.theguardian.com/uk-news/2016/apr/07/number-deaths-england-wales-12-year-high-life-expectancy>, published 7th April, 2016.
24. Alam et al. 'CovMT: an interactive SARS-CoV-2 mutation tracker, with a focus on critical variants,' The Lancet Infectious Diseases, 2021, ISSN 1473-3099, [https://doi.org/10.1016/S1473-3099\(21\)00078-5](https://doi.org/10.1016/S1473-3099(21)00078-5).
(<https://www.sciencedirect.com/science/article/pii/S1473309921000785>)
25. Website: npj. 2021, Vaccines Could Add Fuel To Evolution Of Coronavirus Mutations, <https://www.npr.org/sections/health-shots/2021/02/10/965940914/covid-19-vaccines-could-add-fuel-to-evolution-of-more-coronavirus-mutation>, published, 10th February, 2021.
26. Muller, C.P., 2021, Do asymptomatic carriers of SARS-COV-2 transmit the virus? The Lancet Regional Health - Europe, 4, May, 2021, 100082, ISSN 2666-7762, doi.org/10.1016/j.lanepe. 2021.100082.
27. Keehner et al. 2021, SARS-CoV-2 Infection after Vaccination in Health Care Workers in California, N. Engl. J. Med., doi: 10.1056/NEJMc2101927. March 23, 2021.
28. Roy, I (2020a), The role Temperature on the Global Spread of COVID-19 and Urgent Solutions, <https://link.springer.com/article/10.1007/s13762-020-02991-8>, International Journal of Environmental Science and Technology, Publisher Springer Nature.
- 28a. Website AGU: Roy, I (2020b), invited presentation 2020, August, <https://agu2020fallmeeting-agu.ipostersessions.com/Default.aspx?s=4F-D9-45-B2-4C-B0-2A-F4-10-B5-71-05-DA-1D-45-4D> accessed on 08/07/2021
29. Roy, I (2020c). Influence of Temperature on the Global Spread of COVID-19. *Authorea*. November 26, 2020. DOI: [10.22541/au.159301639.90704061/v2](https://doi.org/10.22541/au.159301639.90704061/v2)

30. Paulo, M., Travassos, d. R. M. B. R., Carlos, R. V. A., David, N. 2020. Effects of temperature and humidity on the spread of COVID-19: A systematic review. Plos One. <https://doi.org/10.1371/journal.pone.0238339>
31. Scafetta, N. (2020), Distribution of the SARS-CoV-2 pandemic and its monthly forecast based on seasonal climate patterns. *Int. J. Environ. Res. Public Health*, 17(10), 3493. <https://doi.org/10.3390/ijerph17103493>.
32. Van Doremalen N. et al., (2013). Stability of Middle East respiratory syndrome coronavirus (MERS-CoV) under different environmental conditions. *Euro Surveill*,18(38), <https://doi.org/10.2807/1560-7917.ES2013.18.38.20590>
33. Chan KH et al., (2011). The Effects of Temperature and Relative Humidity on the Viability of the SARS Coronavirus. *Adv Virol*; 2011:734690.
34. Lowen A. C. et al., (2007). Influenza virus transmission is dependent on relative humidity and temperature. *Plos Pathogens*, 3 (10), 1470–1476, [10.1371/journal.ppat.0030151](https://doi.org/10.1371/journal.ppat.0030151)
35. Casanova L. et al., (2010). Effects of Air Temperature and Relative Humidity on Coronavirus Survival on Surfaces, *Appl Environ Microbiol*. 76(9): 2712–2717.
36. Seung W. K. et al., (2007). Effects of humidity and other factors on the generation and sampling of a coronavirus aerosol. *Aerobiologia*. 23. 239-248.
37. Roy, I. (2020d), Combating recent pandemic of COVID-19 - An urgent Solution. March, 17th 2020, DOI: [10.13140/RG.2.2.22632.83208](https://doi.org/10.13140/RG.2.2.22632.83208)
38. Roy, I. (2020e), Atmospheric Variables and Additional Urgent Solutions for Combating COVID-19. <https://www.preprints.org/manuscript/202003.0366/v2>, dt 9th April
39. Marca G L, Jacopo Barp, Stefano Frenos, Alessandro Mugelli, Luisa Galli, Elisa Calistri, Giacomo Biasucci, Salvatore De Masi, Renzo Guerrini, 2021, Thermal inactivation of SARS COVID-2 virus: Are steam inhalations a potential treatment? *Life Sciences*, 265,118801, ISSN 0024-3205, <https://doi.org/10.1016/j.lfs.2020.118801>.
40. Cohen M. 2020. Turning up the heat on COVID-19: heat as a therapeutic intervention, F1000Research, pubmed.ncbi.nlm.nih.gov/32742639/