

Heavy metals in a light white dwarf: abundances of the metal-rich, extremely low-mass GALEX J1717+6757

J. J. Hermes,¹★ B. T. Gänsicke,¹ D. Koester,² M. C. P. Bours,¹ D. M. Townsley,³
J. Farihi,⁴ T. R. Marsh,¹ Stuart Littlefair,⁵ V. S. Dhillon,⁵ A. Gianninas,⁶
E. Breedt¹ and R. Raddi¹

¹Department of Physics, University of Warwick, Coventry CV4 7AL, UK

²Institut für Theoretische Physik und Astrophysik, University of Kiel, Kiel D-24098, Germany

³Department of Physics and Astronomy, The University of Alabama, Tuscaloosa, AL 35487, USA

⁴Department of Physics and Astronomy, University College London, Gower Street, London WC1E 6BT, UK

⁵Department of Physics and Astronomy, University of Sheffield, Sheffield S3 7RH, UK

⁶Homer L. Dodge Department of Physics and Astronomy, University of Oklahoma, 440 W. Brooks St, Norman, OK 73019, USA

Accepted 2014 July 28. Received 2014 July 28; in original form 2014 April 15

ABSTRACT

Using the *Hubble Space Telescope*, we detail the first abundance analysis enabled by far-ultraviolet spectroscopy of a low-mass ($\approx 0.19 M_{\odot}$) white dwarf (WD), GALEX J1717+6757, which is in a 5.9-h binary with a fainter, more-massive companion. We see absorption from nine metals, including roughly solar abundances of Ca, Fe, Ti, and P. We detect a significantly sub-solar abundance of C, and put upper limits on N and O that are also markedly sub-solar. Updated diffusion calculations indicate that all metals should settle out of the atmosphere of this 14 900 K, $\log g = 5.67$ WD in the absence of radiative forces in less than 20 yr, orders of magnitude faster than the cooling age of hundreds of Myr. We demonstrate that ongoing accretion of rocky material that is often the cause of atmospheric metals in isolated, more massive WDs is unlikely to explain the observed abundances in GALEX J1717+6757. Using new radiative levitation calculations, we determine that radiative forces can counteract diffusion and support many but not all of the elements present in the atmosphere of this WD; radiative levitation cannot, on its own, explain all of the observed abundance patterns, and additional mechanisms such as rotational mixing may be required. Finally, we detect both primary and secondary eclipses using ULTRACAM high-speed photometry, which we use to constrain the low-mass WD radius and rotation rate as well as update the ephemeris from the discovery observations of this WD+WD binary.

Key words: stars: abundances – binaries: close – binaries: eclipsing – stars: individual: (GALEX J171708.5+675712) – white dwarfs – Galaxy: stellar content.

1 INTRODUCTION

The non-degenerate outer layers of white dwarf (WD) stars typically exhibit arresting simplicity: atmospheres that are featureless save for broad absorption lines of either hydrogen or helium. Most WDs are endowed with high surface gravities ($\log g \approx 8.0$), so metals quickly diffuse out of the photosphere on very short time-scales, usually days to weeks for WDs which have radiative, hydrogen-dominated atmospheres (Vauclair, Vauclair & Greenstein 1979; Paquette et al.

1986; Koester 2009). However, a number of WDs with impure atmospheres containing not only H or He but also heavier elements such as calcium, silicon, and iron have been known for nearly a century (e.g. van Maanen 1917; Weidemann 1960; Lacombe et al. 1983; Holberg, Barstow & Green 1997). These atmospheric metals require either an active process to counteract gravitational settling or an active replenishment mechanism.

A subset of the population of hydrogen-dominated (DA) WDs shows a remarkably high rate of detected atmospheric metals: the extremely low-mass (ELM, $< 0.30 M_{\odot}$) WDs, especially those with very low surface gravity, $\log g < 6.0$. All of the lowest gravity ELM WDs discovered to date show at least the Ca II K line in their

* E-mail: j.j.hermes@warwick.ac.uk

spectra, and occasionally other metals (Kaplan et al. 2013). Among the more than two dozen ELM WDs known to show Ca, there are three that exhibit additional metals in optical observations: GALEX J1717+6757 (Vennes et al. 2011), PSR J1816+4510 (Kaplan et al. 2013), and SDSS J0745+1949 (Gianninas et al. 2014a).

ELM WDs cannot have evolved from an isolated progenitor within the age of the Universe, and are by necessity the product of enhanced mass-loss owing to a binary companion, probably during a common-envelope phase (Iben & Tutukov 1984, 1985; Marsh, Dhillon & Duck 1995; Rebassa-Mansergas et al. 2011). Diffusion times for metals increase substantially with decreasing surface gravity, but in all ELM WDs the cooling ages still exceed the diffusion time-scales in the absence of supportive forces, including radiative levitation, by several orders of magnitude.

Metals are also observed in the atmospheres of some DAs near the canonical mean mass for WDs, roughly $0.6 M_{\odot}$ (e.g. Bergeron, Saffer & Liebert 1992; Falcon et al. 2010; Tremblay, Bergeron & Gianninas 2011; Kleinman et al. 2013). Roughly 20–50 per cent of cool, average-mass WDs show evidence of atmospheric metals, usually through Ca, which is often the easiest metal to detect at optical wavelengths (Zuckerman et al. 2003, 2010; Koester, Gänsicke & Farihi 2014).

For average-mass WDs hotter than roughly 20 000 K, radiative levitation can support some amount of heavy metals out to the photosphere (e.g. Chayer, Fontaine & Wesemael 1995; Barstow et al. 2014; Chayer 2014). However, the majority of heavy metal abundances observed in cool WDs are best explained by active accretion of debris from tidally disrupted asteroids or minor planetary bodies. This opens the exciting possibility of constraining the bulk composition of extrasolar planetary material (e.g. Jura 2003; Zuckerman et al. 2007; Dufour et al. 2012; Gänsicke et al. 2012). In fact, polluted WD abundances have indicated that some exoplanetary debris is both rocky and water-rich (Farihi, Gänsicke & Koester 2013).

Aside from rapid settling time arguments, the best evidence that metal-rich WDs undergo accretion from exoplanetary debris that survived the late stages of stellar evolution come from observed gaseous metal discs and infrared excesses around many metal-polluted WDs, which provide evidence that circumstellar discs exist and provide a reservoir of debris (e.g. Becklin et al. 2005; Gänsicke et al. 2006). While not all metal-rich WDs are observed with debris discs, all infrared excesses are in systems with metal-polluted WDs (von Hippel et al. 2007; Farihi et al. 2012).

The ubiquity of metals in the lowest gravity WDs, which more frequently show atmospheric metals than average-mass WDs, provides an opportunity to constrain any additional effects counteracting diffusion in these low-mass WDs. Thus, we have carried out a follow-up investigation of one such star, the relatively bright ($V = 13.7$ mag) GALEX J1717+6757. The system was discovered by Vennes et al. (2011), who solved the orbital parameters of this double-degenerate system ($P = 5.9$ h) and found a bright, low-mass ($\simeq 0.19 M_{\odot}$) WD orbited by a fainter companion. They detected shallow eclipses, which requires the system to be at high inclination, and thus $M_2 \simeq 0.90 M_{\odot}$. The identification of photospheric Si, Ca, and Fe, in phase with the Balmer lines, allowed Vennes et al. (2011) to conduct the first abundance analysis of an ELM WD.

We have expanded on this initial abundance analysis by observing GALEX J1717+6757 using the Cosmic Origin Spectrograph (COS) on board the *Hubble Space Telescope* (HST), providing the first far-ultraviolet spectrum of an ELM WD. We present our observations, reductions, and derived metal abundances in Section 2, where we also detail new high-speed photometry of this eclipsing binary. We discuss the possible origins of these metals in ELM WDs in Section 3 and conclude in Section 4.

2 OBSERVATIONS AND ANALYSIS

2.1 Far-ultraviolet spectrum

We observed GALEX J171708.5+675712 (hereafter GALEX J1717+6757) as part of a far-ultraviolet spectroscopic survey of the frequency and chemical composition of rocky planetary debris around hydrogen-dominated WDs, *HST* Cycle 19 programme 12474. Fig. 1 details our 800 s COS spectrum on 2011 December 26 using the G130M grating (Green et al. 2012), where we used a central wavelength of 1291 Å and covered the wavelength range 1130–1435 Å. There is a small gap between 1278–1288 Å from the two segmented detectors. The data were retrieved from the *HST* archive and reduced and processed using *CALCOS* 2.15.6.

The broadest absorption feature in the spectrum corresponds to the Stark-broadened Ly α line, but a host of narrow absorption features are evident, that, as we later demonstrate, arise from a range of photospheric metals and are broadened by rotation. Using a relatively line-free region from 1320–1330 Å, we calculate a mean signal-to-noise ratio (S/N) ≈ 15 . Our resolution ranges from $R \approx 15\,000$ – $20\,000$ between 1150 Å and 1435 Å, respectively.

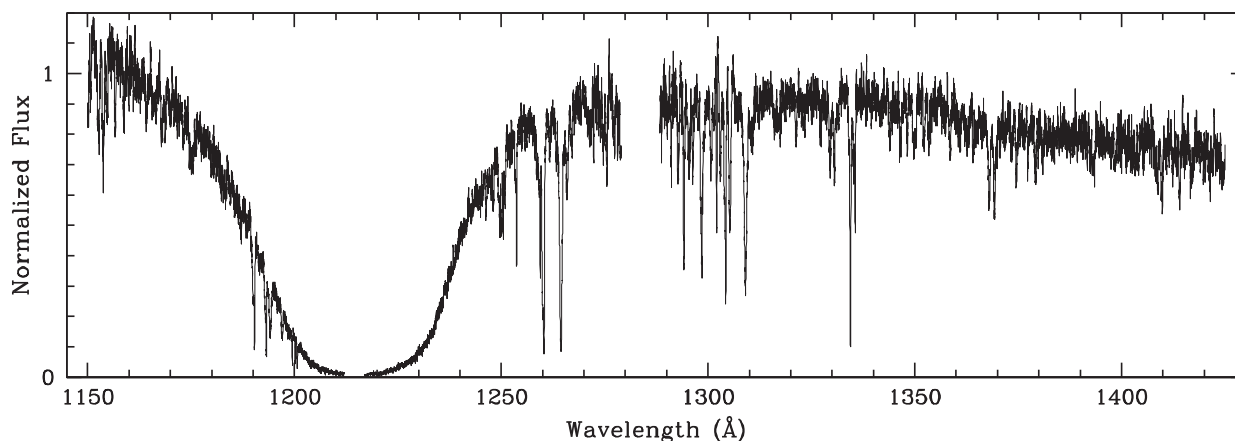


Figure 1. Our COS spectrum of GALEX J1717+6757, smoothed by a five-pixel Gaussian. The broad Ly α feature dominates (a geocoronal central component of Ly α has been removed), but considerable metal absorption is present. Fig. 2 details the model fits to these metals.

Table 1. Metal abundances, diffusion times, and element diffusion fluxes in GALEX J1717+6757.

Z	$\log(Z/H)$	$\log(\tau_{\text{diff}})$ (yr)	$\log(\text{Diff. flux})$ (g s^{-1})
C	-7.2(0.5)	0.951	4.665
N	<-6.3	0.741	<5.824
O	<-5.9	0.579	<6.434
Mg	<-5.0	1.309	<6.852
Al	-6.7(0.5)	1.116	5.387
Si	-5.7(0.3)	1.043	6.472
P	-7.0(0.5)	0.796	5.456
S	-6.0(0.5)	0.663	6.602
Ca	-5.2(0.5)	1.132	7.050
Sc	<-6.0	1.077	<6.353
Ti	-6.0(0.5)	1.045	6.413
Cr	-6.0(0.5)	0.971	6.523
Fe	-5.3(0.5)	0.885	7.340
Ni	<-6.0	0.780	<6.765

2.2 Metal abundance determinations

We began by calculating the atmospheric parameters from the new far-ultraviolet observations. We fit the spectrum with the latest DA models of Koester (2010), and find $T_{\text{eff}} = 14\,110$ K, $\log g = 5.47$, but with rather large uncertainties from the *HST* data alone. Therefore we adopt the determinations of Vennes et al. (2011), $T_{\text{eff}} = 14\,900 \pm 200$ K and $\log g = 5.67 \pm 0.05$, which were found by fitting an optical spectrum and match well the available ultraviolet to infrared photometry.

The determination of abundances and upper limits proceeded in the same way as described in detail in Gänsicke et al. (2012). In short, by visual inspection we identified the elements with strong resonance lines in our wavelength range (see table 2 in Gänsicke et al. 2012) and modified the abundances of the elements until a reasonable fit to the spectrum was obtained. The abundances were then increased and decreased by 0.3 and 0.5 dex, until the fit was clearly worse. This informed the estimates of the abundance uncertainties.

We detail our abundance determinations in Table 1. Relative to H, we measure the photospheric abundances of nine elements: C, Al, Si, P, S, Ca, Ti, Cr, and Fe. Additionally, we place upper limits on the presence of N, O, Mg, Sc, and Ni, which have moderately strong transitions in the wavelength range of our COS observations. Fig. 2 shows several regions in the spectrum of GALEX J1717+6757 with the most prominent lines; we overplot the best-fitting model.

We detect interstellar lines of C, Si, P, S, and N, marked with grey dashed lines in Fig. 2. These interstellar lines are blue shifted relative to the photospheric lines by $v = 64 \pm 15$ km s⁻¹; our COS observations of GALEX J1717+6757 occur with a radial velocity of $v = -77 \pm 15$ km s⁻¹, which agrees within 2σ with the uncertainties with the predicted, phased radial velocity of Vennes et al. (2011). We also note the presence of Earth airglow emission, which contaminates the region from 1301–1307 Å with geocoronal lines of O I. However, there is an additional relatively uncontaminated line of O I at 1152.15 Å which we use to constrain the O abundance.

The Si, Ca, and Fe abundances derived from the optical spectrum of Vennes et al. (2011) agree with our determinations, within the uncertainties.

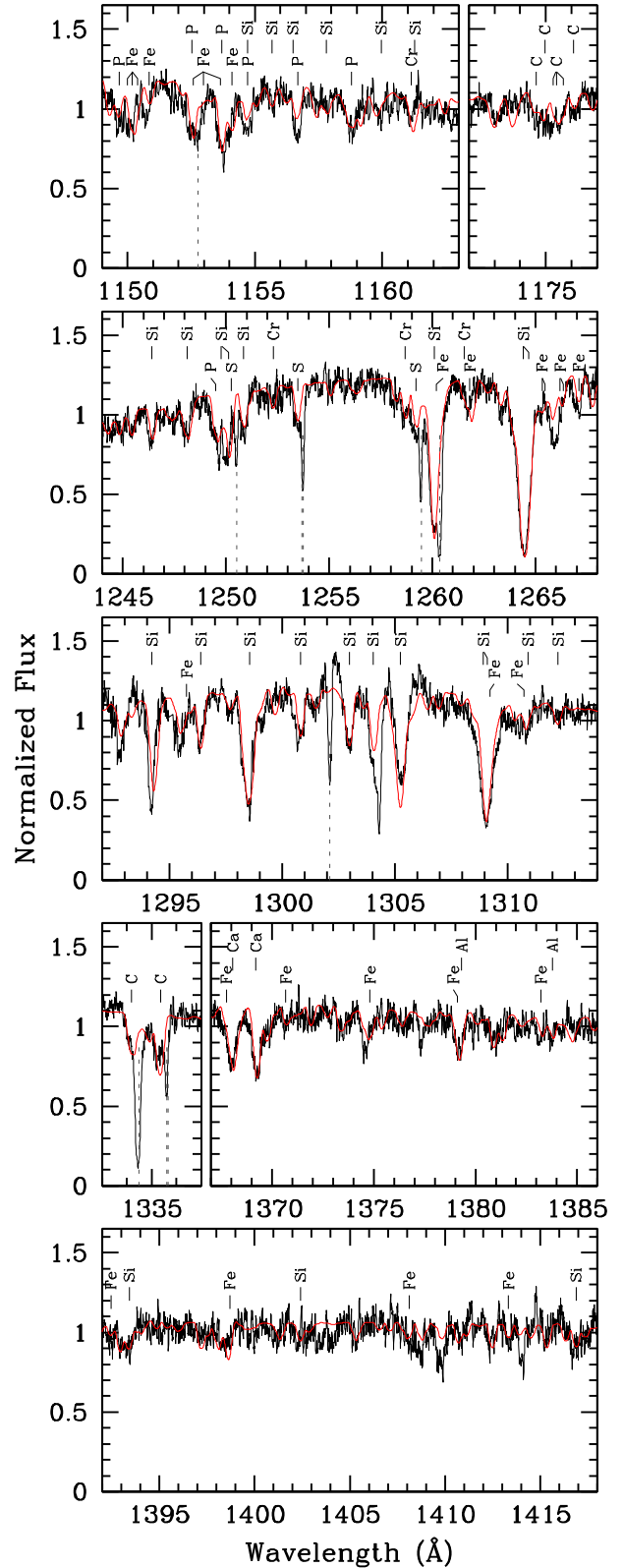


Figure 2. The normalized far-ultraviolet spectrum of GALEX J1717+6757 is shown in black, along with our best-fitting atmosphere model in red, which includes hydrogen and nine heavier metals. Interstellar absorption features are marked with vertical dark grey dashed lines and are not included in the fit.

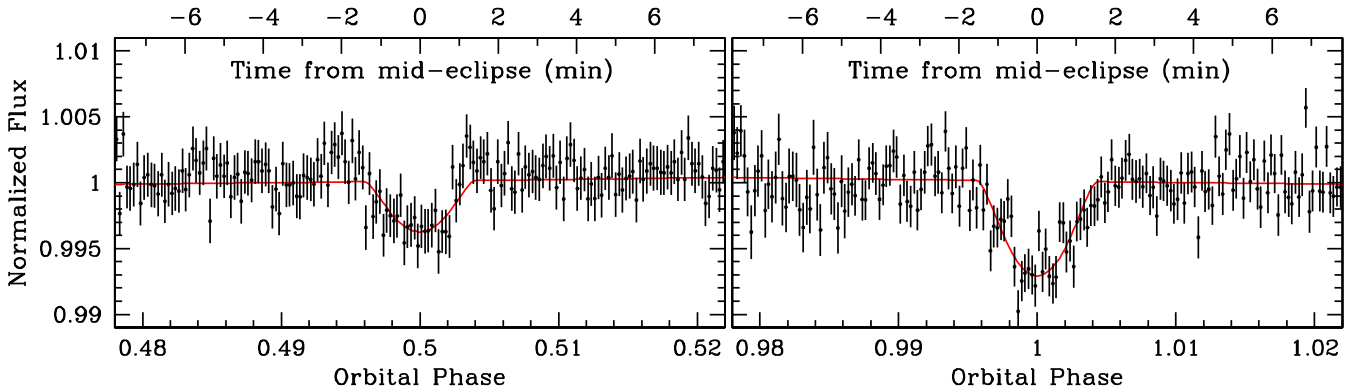


Figure 3. Phase-folded, SDSS-*g* light curves of GALEX J1717+6757 obtained using ULTRACAM on the 4.2 m WHT. Our observations cover two primary eclipses of the higher mass companion transiting the ELM WD at phase 0.5 (left-hand panel) and three secondary eclipses of the ELM WD transiting the fainter, higher mass companion at phase 1 (right-hand panel). The solid red curve displays our best-fitting model.

2.3 Light curve and stellar rotation

Our abundance uncertainties are rather large and similar for most elements because all lines are strongly broadened, very likely by rotation. To determine the rotational velocity we convolved the final model with Gaussian profiles corresponding to 10, 30, 50, 70, and 100 km s⁻¹. Another convolution with a Gaussian of 0.1 Å was then applied to take into account the spectral resolution of the instrument. The best fit was again obtained by visual inspection and returned with $v \sin i = 50^{+30}_{-20}$ km s⁻¹.

In order to better constrain the physical parameters of this eclipsing binary, we have obtained follow-up high-speed photometry using ULTRACAM (Dhillon et al. 2007) mounted on the 4.2 m William Herschel Telescope (WHT) on La Palma. These data were reduced using the ULTRACAM pipeline software, with standard bias correction, flat-fielding, and aperture photometry reductions.

These follow-up observations were simultaneously obtained with SDSS-*u,g,r* filters on the nights of 2011 Aug 20 (21.6 min using 0.8 s exposures around phase 1), 2011 Aug 21 (25.6 min using 0.5 s exposures around phase 0.5), 2012 Sep 08 (38.9 min using 1.5 s exposures around phase 1), and 2014 Mar 29 (39.6 min using 0.5 s exposures around phase 0.5), as well as through SDSS-*u,g,i* filters on 2013 Jul 31 (19.3 min using 1.3 s exposures around phase 1).

We recover the secondary eclipses of the ELM WD transiting the higher mass companion at phase 1 first reported by Vennes et al. (2011), and for the first time detect primary eclipses of the more massive WD passing in front of the ELM WD at phase 0.5.¹ The eclipses in all three filters are of equivalent depth and mid-eclipse times, within the uncertainties, so we display in Fig. 3 our highest quality light curve through the SDSS-*g* filter, binned into 4000 orbital phase bins, and detail our mid-eclipse times in Table 2. Plotted to guide the eye in Fig. 3 is our best-fitting model reproducing the shallow (0.3 per cent) primary eclipses and the slightly deeper (0.7 per cent) secondary eclipses. We computed this model using a light-curve code for binary systems containing at least one WD (see Copperwheat et al. 2010) using the *g* band, Claret four-parameter limb-darkening coefficients of Gianninas et al. (2013).

In light of the shallow eclipses and the marginal S/N of our data, we hold fixed $T_1 = 14\,900$ K and assume $R_2 = 0.0093 R_\odot$, given the expected radius of a 0.9 M_⊙ WD (Fontaine, Brassard & Bergeron

Table 2. New mid-eclipse times of GALEX J1717+6757.

Cycle	BJD(TDB)
620	55 794.035261(66)
623.5	55 794.896646(70)
2184	56 178.991009(53)
3508	56 504.874289(41)
4614.5	56 777.222879(59)

2001).² Fitting for the inclination, i , the primary radius, R_1/a , the secondary temperature, T_2 , and the zero-point of the ephemeris, T_0 , we find $i = 86.9 \pm 0.4$ deg, $R_1 = 0.093 \pm 0.013 R_\odot$, and $T_2 = 15\,500 \pm 1800$ K. The uncertainties quoted are 3σ and arise from fitting all five eclipses simultaneously using a Markov chain Monte Carlo analysis. We also update the ephemeris to

$$\text{BJD}_{\text{TDB}} = 55641.431322(65) + 0.246135373(17) \text{ E}$$

consistent with the ephemeris of Vennes et al. (2011), but with a more precise period given our longer baseline.

Our far-UV spectrum is best fitted with a one-WD model, which strongly suggests that $T_2 < 25\,000$ K; otherwise, the more massive secondary would be detected in the Ly α core. Our estimate of T_2 from the ratio of the eclipse depths is consistent with this constraint.

Vennes et al. (2011) suggested that gravitational deflection might explain the shallowness of primary eclipses at phase 0.5 (Marsh 2001). If we do not include gravitational lensing in our best-fitting model, the depth of the primary eclipse changes from 0.29 per cent to 0.38 per cent. Our light-curve fits including gravitational lensing provide a marginally better fit than those without: the fits have a $\chi^2/\text{dof} = 25\,756/9156$ including the effect of gravitational lensing and a $\chi^2/\text{dof} = 25\,774/9156$ without lensing (we have rescaled the uncertainties in Fig. 3 such that $\chi^2/\text{dof} = 1.0$). For the latter model, the lack of gravitational lensing was compensated for by requiring the more massive companion to be slightly hotter, and this best-fitting model returned $i = 86.6 \pm 0.4$ deg, $R_1 = 0.101 \pm 0.014 R_\odot$, and $T_2 = 17\,900 \pm 1900$ K. In either case, $L_2 < 1.5$ per cent of the total system luminosity.

Additionally, we see marginal evidence for the mid-eclipse times of the primary eclipses at phase 0.5 occurring slightly sooner than

¹ We retain the convention of Vennes et al. (2011) of defining the less-massive WD as the primary, since it is the brighter WD.

² See: <http://www.astro.umontreal.ca/~bergeron/CoolingModels>

those at phase 1.0 (by 12.2 ± 6.6 s). We expect a slight light-travel-time delay between the mid-eclipse times of the primary and secondary eclipses as a result of the large mass ratio of the two WDs. In the case that $M_1 < M_2$, Kaplan (2010) show the Rømer delay goes as

$$\delta_R = \frac{P_{\text{orb}} K_1}{\pi c} (1 - M_1/M_2)$$

so in GALEX J1717+6757, we expect the eclipses centred at phase 0.5 to occur 5.1 ± 0.3 s sooner than those at phase 1.0. Further eclipse monitoring can better constrain any small eccentricity of the orbit.

Given the effective temperature and surface gravity, the most recent He-core WD models of Althaus, Miller Bertolami & Córscico (2013) suggest an overall mass of $M_1 \simeq 0.19 M_{\odot}$ and a radius of $0.105 R_{\odot}$ for GALEX J1717+6757, which is only slightly larger than what we find empirically from the eclipses. Using our updated radius, $R_1 = 0.093 \pm 0.013 R_{\odot}$, the observed rotational velocity corresponds to a rotation rate of $2.3^{+2.0}_{-1.0}$ h, close to the orbital period, albeit marginally (but not significantly) faster.

3 DISCUSSION

3.1 Metals in low-gravity WDs

Kaplan et al. (2013) featured one of the first illustrations of the ubiquity of atmospheric metals (usually by the Ca II K line) detectable in the optical spectra of ELM WDs. They showed that all ELM WDs with high-quality spectra and with $\log g < 5.6$ have atmospheric Ca.

Fig. 4 updates this result using the most recent results from the ELM Survey (see Brown et al. 2013 and references therein).

We plot in this $\log g$ - T_{eff} diagram only ELM WDs with sufficiently high S/N to detect the Ca II K line, using updated atmospheric parameters (Gianninas et al. 2014b). In some cases this Ca may be interstellar, and confirmation of a photospheric origin requires the Ca and Balmer lines to be detected at the same radial velocity. However, for all ELM WDs bright enough to detect Ca in a single exposure, the Ca II K line phases with the Balmer lines (Brown, private communication). A clear delineation in the population of ELM WDs with and without photospheric Ca can be drawn for the targets with $\log g < 5.9$. There is no appreciable trend in detectable Ca with effective temperature, nor with binary orbital period.

Diffusion rates for metals in WDs have never been previously calculated for $\log g < 7.0$, so in order to explore the rates for these low-mass WDs, we have extended the diffusion time-scale calculations of Koester (2009) down to $\log g = 5.0$. These diffusion times only include gravitational acceleration but no radiative support. We plot in Fig. 4 contours of constant diffusion time-scales, in order to ascertain if diffusion simply acts sufficiently slow to maintain metals in the atmospheres of the lowest gravity WDs. Our new calculations demonstrate that diffusion rates are several orders of magnitude shorter than evolutionary time-scales. For ELM WDs on the terminal cooling track (those no longer experiencing CNO flashes, see Section 3.3), the cooling ages are more than 100 Myr for all objects in Fig. 4.

We have also calculated the specific diffusion times for each element given the atmospheric parameters for GALEX J1717+6757, and list the values in Table 1. These settling times, ranging from

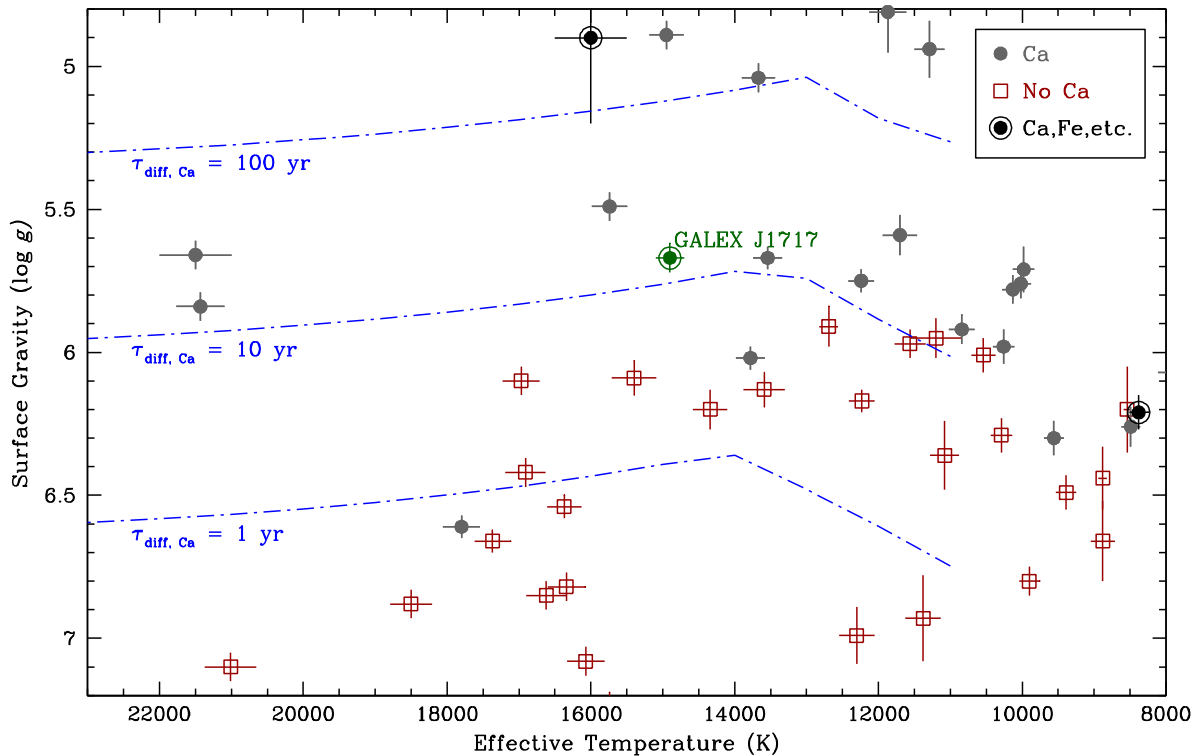


Figure 4. The $\log g$ - T_{eff} diagram for low-mass WDs. Grey filled circles are ELM WDs with Ca detected in their optical spectra, and red open squares are ELM WDs that do not show Ca absorption lines. All ELM WDs with $\log g < 5.9$ show Ca. We encircle the three objects with additional metals beyond Ca; these are, in order of decreasing effective temperature, PSR J1816+4510 (Kaplan et al. 2013), GALEX J1717+6757 (Vennes et al. 2011), and SDSS J0745+1949 (Gianninas et al. 2014a). The other points come from visual inspection of the spectra from the ELM Survey (Brown et al. 2013). We plot contours of constant Ca diffusion settling times, from 1–100 yr, as blue dot-dashed lines; this is the time-scale for Ca to diffuse out of the photosphere without additional support.

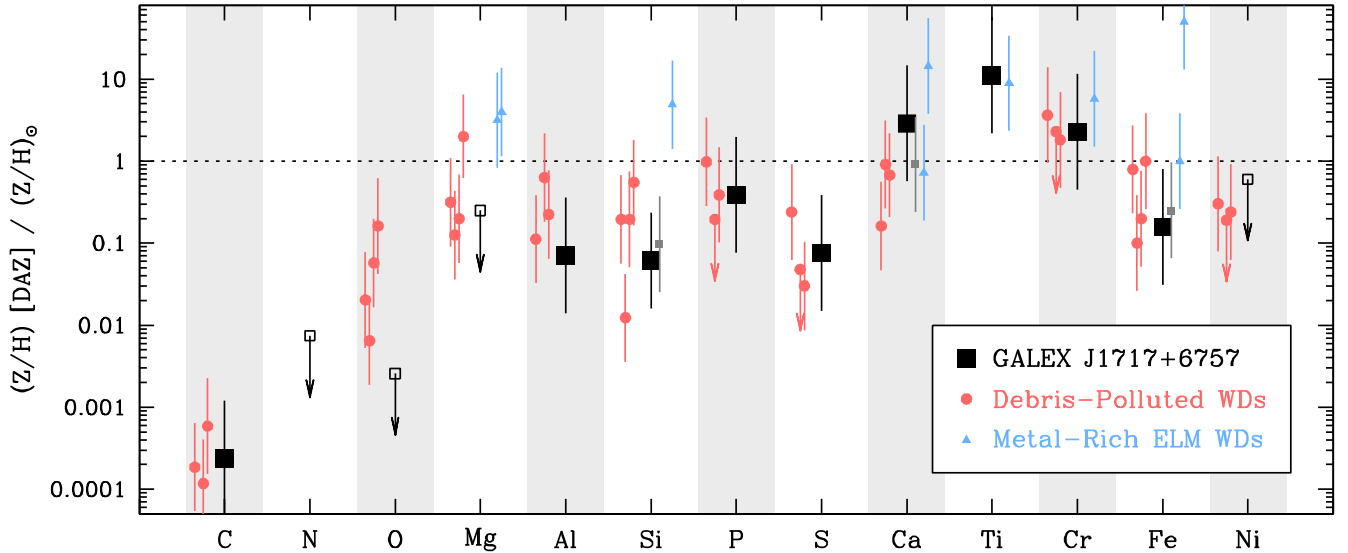


Figure 5. Element abundances in GALEX J1717+6757, detailed in Table 1. Our measured abundances are displayed as large black squares relative to solar (Asplund et al. 2009), marked by the dotted line, and upper limits are shown as open black squares. The abundance determinations from the optical spectrum of GALEX J1717+6757 by Vennes et al. (2011) are included as smaller dark grey squares. Note that this figure spans more than six orders of magnitude. We include, as light red points left of our target, abundances from four average-mass WDs that have debris discs and are polluted from exoterrestrial planetesimals; these WDs were analysed in an identical way by Gänsicke et al. (2012). We also include abundances for the metal-rich low-mass WDs PSR J1816+4510 (Kaplan et al. 2013) and SDSS J0745+1949 (Gianninas et al. 2014a) as light blue points.

4 to 20 yr, are vastly shorter than the predicted cooling age of 410 ± 130 Myr (Althaus et al. 2013).

3.2 Source of the metals

Given the discrepancy in gravitational settling versus evolutionary times, the metals in ELM WDs require either an active replenishment mechanism, such as external accretion, or an internal physical process counteracting diffusion, such as radiative levitation or rotational mixing. Fig. 4 demonstrates a strong anti-correlation between the detection of metals and the WD surface gravity. While accretion can explain the presence of photospheric metals, it appears highly unlikely that the existence of the necessary reservoir of polluting material also anti-correlates with the WD surface gravity.

3.2.1 Problems with pollution from ongoing accretion

Among the strong evidence that metal abundances observed in average-mass WDs arise from the accretion of planetary debris are the low C abundances, consistent with Solar system meteorites (Jura 2006). In order to place our metal-rich ELM WD in this context, we show in Fig. 5 the abundances of all elements detected (and some upper limits) in GALEX J1717+6757 relative to solar (Asplund et al. 2009).

Notably, GALEX J1717+6757 is quite deficient in C, similar to four average-mass, metal-polluted WDs that are actively accreting rocky planetesimals from simultaneously observed debris discs (Gänsicke et al. 2012). However, this ELM WD has O and Mg abundances atypical of debris-polluted WDs.

Table 1 details the diffusion fluxes calculated for the observed abundances in GALEX J1717+6757. In the absence of competing forces such as radiative levitation, this would correspond to a total accretion rate of roughly 6.5×10^7 g s⁻¹, close to a typical time-averaged accretion rate for known metal-rich WDs (Farihi, Jura & Zuckerman 2009; Girven et al. 2012; Koester et al. 2014). However,

Table 3. Expected oxygen budget assuming accretion of metal oxides in GALEX J1717+6757.

Oxygen carrier	Expected oxygen mass flux
CaO	4.5×10^6 g s ⁻¹
SiO ₂	3.4×10^6 g s ⁻¹
Al ₂ O ₃	2.2×10^5 g s ⁻¹
TiO ₂	3.4×10^6 g s ⁻¹
Total expected O mass flux	> 11.4×10^6 g s⁻¹
Observed O mass flux	< 2.7×10^6 g s⁻¹

these diffusion fluxes likely rule out the accretion of rocky material as the source of the observed metals, since we would expect the heavy elements to be delivered through metal oxides (e.g. Farihi et al. 2013; Xu et al. 2013). Following Klein et al. (2010), we can calculate the amount of O contained in the most common metal oxides, which we show in Table 3.

From the observed Ca, Si, Al, and Ti diffusion fluxes alone, we would expect $> 1.14 \times 10^7$ g s⁻¹ of O delivered through SiO₂, CaO, Al₂O₃, and TiO₂. This is a lower limit, as it does not include FeO or Fe₂O₃ (since Fe could be delivered in metallic form) or volatiles like H₂O, and it is a factor of 4 higher than the upper limit on the diffusion flux for O we infer from our observations, $< 2.7 \times 10^6$ g s⁻¹. Even if we assume the lowest diffusion fluxes of Ca, Si, Al, and Ti that are consistent with our abundance uncertainties, we would still expect an O diffusion flux $> 4.1 \times 10^6$ g s⁻¹. Given the observed heavy element abundances, O would have been detected in GALEX J1717+6757 if ongoing accretion of rocky debris material were responsible for its atmospheric metals, as observed in more massive metal-polluted WDs.

The hypothesis of recent external accretion on to GALEX J1717+6757 faces another major challenge: the star is a 5.9-h binary with a $0.9 M_{\odot}$ companion. The sheer proximity of these two objects ($a \simeq 1.7 R_{\odot}$) makes accretion on to the ELM WD from a circumbinary disc dynamically difficult, if not

impossible, especially if the potentially accreted object has completed a few stable orbits (Veras 2014). Still, it is worth noting that smoothed particle hydrodynamics simulations have shown it possible to supply a small amount of material from a circumbinary disc on to the central binary given the right conditions (Artymowicz & Lubow 1996).

In summary, we consider it unlikely that ongoing accretion of rocky material is responsible for the metals present in the atmosphere of GALEX J1717+6757.

3.2.2 Radiative acceleration

Fig. 4 demonstrates a clear trend in the frequency of Ca detection with the lowest gravity WDs that is consistent with an internal stellar process counteracting diffusion that increases in strength with decreasing surface gravity. Radiative levitation is one such mechanism. There is growing evidence that radiative forces play an important role in the metal abundance patterns of many WDs, especially for light species such as C, Si, and Al (Dupuis, Chayer & Hénault-Brunet 2010), and levitation has a direct impact on derived accretion rates for WDs polluted by exoterrestrial debris (Chayer & Dupuis 2010; Chayer 2014).

Unfortunately, there have been few investigations into the full range of situations in which only radiative support can effectively maintain metals in WD atmospheres, and none for ELM WDs. The calculations of Chayer et al. (1995) predict minimal radiative support in the photosphere for any element below 20 000 K for the lowest gravity WD calculated, $\log g = 7.0$. This surface gravity is more than an order of magnitude higher than the regime of the ELM WDs, including GALEX J1717+6757.

We have implemented a new code with radiative levitation (Koester et al. 2014), and tested for most of the metals observed in GALEX J1717+6757: C, N, O, Si, P, Ca, and Fe. We predict minimal support for N and O, compatible with the upper limits observed.³ The calculations predict strong radiative support for Fe and moderate support for Si and P, also fully consistent with the observed abundances.

However, the radiative levitation predictions are not completely in line with our observations. We expect strong radiative support for C, predicting an abundance hundreds of times higher than seen in GALEX J1717+6757. Additionally, we predict minimal radiative support for Ca, far less than required to explain the observed Ca abundance.

Thus, radiative levitation can account for many of the metals we see in GALEX J1717+6757, but it cannot fully explain the observed abundance patterns. Additional support mechanisms are likely necessary to explain the atmospheric composition of the lowest gravity WDs like GALEX J1717+6757.

Horizontal branch stars provide useful context for radiative support of metals, since a similar, orders-of-magnitude discrepancy between the diffusion and evolutionary time-scales initially plagued abundance studies of the hot subdwarf (sdB) stars. Diffusion alone cannot explain the observed high helium abundances, as well as maintaining sufficient iron in the upper atmosphere to drive pulsations in sdBs (e.g. Charpinet et al. 1996; Fontaine et al. 2003; Jeffery & Saio 2006). One explanation invokes radiative accelerations, perhaps driven by weak stellar winds (Fontaine & Chayer 1997) or turbulent mixing (Michaud, Richer & Richard 2011; Hu

et al. 2011). Hot subdwarfs have similar surface gravities as ELM WDs, but undergo core helium burning, which leads to typically hotter surfaces and thus harder radiation fields.

In addition, blue horizontal branch stars are evolved objects nearer in temperature to ELM WDs that also show abundance anomalies (e.g. Behr 2003). As with sdBs, theoretical predictions of strong radiative levitation can explain many of the discrepancies (Michaud, Vauclair & Vauclair 1983).

3.2.3 Rotational mixing

An additional support mechanism to consider is rotational mixing (such as meridional circulation or rotationally induced turbulence), which can work against diffusion in rapidly rotating stars (e.g. Vauclair, Vauclair & Michaud 1978; Michaud 1980; Talon, Richard & Michaud 2006).

For WDs, Strittmatter & Wickramasinghe (1971) investigated the cases where rotation could counteract diffusion, and suggested that diffusion in WD atmospheres would be inhibited if $(v_{\text{rot}}/v_{\text{b}}) > 0.008$, where v_{rot} and v_{b} are the WD rotation and breakup velocities, respectively. Given our observational results from Section 2.3, we expect the ELM WD in GALEX J1717+6757 to have a relatively slow breakup velocity of $950 \pm 140 \text{ km s}^{-1}$, so $(v_{\text{rot}}/v_{\text{b}}) = 0.05 \pm 0.03$. The breakup velocity drops rapidly with decreasing surface gravity, since $v_{\text{b}} \propto \sqrt{g/R}$ and lower gravity WDs have larger radii, so this ratio becomes much larger for the lowest gravity WDs.⁴

Unfortunately, we do not know rotation rates for the low-mass WDs in Fig. 4, but in the absence of other information we can assume they are tidally locked and rotating at their orbital periods. With this assumption, we find that none of the systems with $v_{\text{rot}}/v_{\text{b}} < 0.004$ show atmospheric metals. However, several systems with $P_{\text{orb}} < 2 \text{ h}$ do not exhibit photospheric metals despite having $v_{\text{rot}}/v_{\text{b}} > 0.01$.

While this ratio may be an overly simplistic diagnostic, using it to assess relative trends may help constrain a physical mechanism responsible for possible rotational mixing.

3.3 The underabundances of C, N, and O

Another curiosity in the atmospheric makeup of GALEX J1717+6757 is the abundances of the lightest metals: C, N, and O. As shown in Fig. 5, these species are all significantly underabundant relative to the solar value, by at least a factor of 100, with C more than 1000 times below the solar value.

Here again, comparison with the hot subdwarfs is useful. Detailed spectroscopic studies show that the majority of sdBs have sub-solar C abundances, down to 1/300 the solar value; especially, C deficient are the sdBs on the lower helium sequence, objects without core helium burning (Geier 2013). Lower helium sequence sdBs are not clearly post-red-giant-branch stars (Geier et al. 2013), but they could represent progenitors of He-core, ELM WDs. O abundances in sdBs are also significantly sub-solar, down to 1/100 solar, but N abundances are generally closer to the solar value. Subdwarf CNO abundances thus resemble in some aspect the ones we observe in GALEX J1717+6757.

⁴ Note that this criterion is not met for a typical, $0.6 M_{\odot}$ WD. We observe from asteroseismology that isolated WDs typically rotate at periods of roughly 1 d (Kawaler 2004), so for an average-mass, $\log g = 8.0$ WD, $(v_{\text{rot}}/v_{\text{b}}) \sim 10^{-5}$.

³ The previous discussion of ongoing accretion of rocky material took the diffusion fluxes at face value, but radiative levitation can alter these fluxes.

Stellar evolution models that include the effects of atomic diffusion and radiative acceleration can effectively explain the abundances in horizontal branch stars, including low CNO abundances observed in subdwarfs (Michaud et al. 2011). Perhaps most relevant, calculations for sdBs have shown that stellar winds can lead to strong deficiencies (or enrichment) in the CNO elements, depending on how long diffusion and mass-loss have occurred. Such history may have shaped the low CNO abundances observed in GALEX J1717+6757, since the lowest gravity WDs with $T_{\text{eff}} > 20\,000$ K are near the wind limit (see fig. 8 of Unglaub & Bues 2001).

Although the main-sequence progenitor of GALEX J1717+6757 did not reach central temperatures sufficient to initiate CNO burning, it is possible that CNO processing occurred after this He-core WD emerged from its common-envelope phase. Diffusion-induced CNO flashes are expected from theoretical models of all but the least massive ($M \leq 0.18 M_{\odot}$) ELM WDs, as the diffusive hydrogen tail reaches sufficiently deep in the WD to ignite CNO burning (e.g. Iben & Tutukov 1986; Driebe et al. 1999; Panei et al. 2007; Althaus et al. 2013).

These CNO flashes initiate considerable surface convection zones, which can effectively dredge up material, including metals, to the stellar photosphere (Montgomery, private communication). It is possible, then, that these flashing episodes bear responsibility for at least some of the high metal abundances observed in ELM WDs, and for explaining the significantly subsolar C abundance we see in GALEX J1717+6757. Although we expect strong support for C from radiative levitation, perhaps the low C abundance observed reflects a history of depletion from repeated CNO flashes.

4 CONCLUSIONS

High-resolution, far-ultraviolet observations enabled by *HST* have detailed the abundances of nine metals present in the atmosphere of the ELM ($\simeq 0.19 M_{\odot}$) WD GALEX J1717+6757. Our abundance determinations are made less certain by the presence of strong rotational broadening, which we estimate to have a value of $v \sin i = 50^{+30}_{-20}$ km s $^{-1}$. This ELM WD is in a compact, 5.9-h orbit with a fainter, more massive WD companion, and we show that the system exhibits both primary and secondary eclipses, indicating that the binary is at high inclination as viewed from Earth ($i = 86.9 \pm 0.4$ deg), as was originally demonstrated by Vennes et al. (2011). Our follow-up photometry constrains the radius of the primary to $R_1 = 0.093 \pm 0.013 R_{\odot}$, suggesting the WD is rotating at a rate of $2.3^{+2.0}_{-1.0}$ h.

We show that GALEX J1717+6757 has roughly solar abundances of Ca, P, and Ti, relative to H, and slightly sub-solar amounts of Fe and Si. We have also found that C, N, and O are all more than 100 times less abundant in this WD than the solar value. We demonstrate that the abundances are likely incompatible with rocky accretion, since the diffusion fluxes of the observed heavy elements significantly overpredict the O abundance. We extend diffusion time-scale calculations to low-gravity WDs, and confirm that diffusion rates (in the absence of any radiative support) for all metals are many of orders of magnitude faster than the evolutionary WD cooling time-scale. Given the increased likelihood of finding atmospheric metals in WDs with $\log g < 5.9$, it is more likely that an internal stellar process that increases in strength with decreasing surface gravity, such as radiative levitation or rotational mixing, is counteracting diffusion.

Using an updated stellar atmosphere code, we find strong radiative support for many of the detected metals, especially Fe, P, and Si, but minimal support for Ca, which is clearly detected. Thus, ra-

diative levitation is a plausible explanation for the presence of some of the metals in the atmosphere of this low-mass WD, but it does not fully explain the abundance patterns in GALEX J1717+6757. An additional support mechanism, such as rotational mixing, is likely required to explain all of the observed abundances.

ACKNOWLEDGEMENTS

We acknowledge the anonymous referee for useful comments that improved this manuscript. We also wish to acknowledge fruitful discussions with Lars Bildsten, Stephan Geier, Matteo Cantiello, and Steve Kawaler, and thank the KITP (Santa Barbara) for their kind hospitality. The research leading to these results has received funding from the European Research Council under the European Union's Seventh Framework Programme (FP/2007-2013) / ERC Grant Agreement no. 320964 (WDTracer). JF thanks the STFC for support in the form of an Ernest Rutherford Fellowship, and TRM and EB thank the STFC for support under ST/L000733/1. Based on observations made with the NASA/ESA *HST*, obtained from the data archive at the Space Telescope Science Institute. STScI is operated by the Association of Universities for Research in Astronomy, Inc. under NASA contract NAS 5-26555. These observations are associated with *HST* programme no. 12474, Cycle 19.

REFERENCES

- Althaus L. G., Miller Bertolami M. M., Córscico A. H., 2013, *A&A*, 557, A19
- Artymowicz P., Lubow S. H., 1996, *ApJ*, 467, L77
- Asplund M., Grevesse N., Sauval A. J., Scott P., 2009, *ARA&A*, 47, 481
- Barstow M. A., Barstow J. K., Casewell S. L., Holberg J. B., Hubeny I., 2014, *MNRAS*, 440, 1607
- Becklin E. E., Farihi J., Jura M., Song I., Weinberger A. J., Zuckerman B., 2005, *ApJ*, 632, L119
- Behr B. B., 2003, *ApJS*, 149, 67
- Bergeron P., Saffer R. A., Liebert J., 1992, *ApJ*, 394, 228
- Brown W. R., Kilic M., Allende Prieto C., Gianninas A., Kenyon S. J., 2013, *ApJ*, 769, 66
- Charpinet S., Fontaine G., Brassard P., Dorman B., 1996, *ApJ*, 471, L103
- Chayer P., 2014, *MNRAS*, 437, L95
- Chayer P., Dupuis J., 2010, in Werner K., Rauch T., eds, *AIP Conf. Proc. Vol. 1273, 17th European White Dwarf Workshop*. Am. Inst. Phys., New York, p. 394
- Chayer P., Fontaine G., Wesemael F., 1995, *ApJS*, 99, 189
- Copperwheat C. M., Marsh T. R., Dhillon V. S., Littlefair S. P., Hickman R., Gänsicke B. T., Southworth J., 2010, *MNRAS*, 402, 1824
- Dhillon V. S. et al., 2007, *MNRAS*, 378, 825
- Driebe T., Blöcker T., Schönberner D., Herwig F., 1999, *A&A*, 350, 89
- Dufour P., Kilic M., Fontaine G., Bergeron P., Melis C., Bochanski J., 2012, *ApJ*, 749, 6
- Dupuis J., Chayer P., Hénauld-Brunet V., 2010, in Werner K., Rauch T., eds, *AIP Conf. Proc. Vol. 1273, 17th European White Dwarf Workshop*. Am. Inst. Phys., New York, p. 412
- Falcon R. E., Winget D. E., Montgomery M. H., Williams K. A., 2010, *ApJ*, 712, 585
- Farihi J., Jura M., Zuckerman B., 2009, *ApJ*, 694, 805
- Farihi J., Gänsicke B. T., Steele P. R., Girven J., Burleigh M. R., Breedt E., Koester D., 2012, *MNRAS*, 421, 1635
- Farihi J., Gänsicke B. T., Koester D., 2013, *Science*, 342, 218
- Fontaine G., Chayer P., 1997, in Philip A. G. D., Liebert J., Saffer R., Hayes D. S., eds, *The Third Conference on Faint Blue Stars*. Davis Press, Schenectady, NY, p. 169
- Fontaine G., Brassard P., Bergeron P., 2001, *PASP*, 113, 409

- Fontaine G., Brassard P., Charpinet S., Green E. M., Chayer P., Billères M., Randall S. K., 2003, *ApJ*, 597, 518
- Gänsicke B. T., Marsh T. R., Southworth J., Rebassa-Mansergas A., 2006, *Science*, 314, 1908
- Gänsicke B. T., Koester D., Farihi J., Girven J., Parsons S. G., Breedt E., 2012, *MNRAS*, 424, 333
- Geier S., 2013, *A&A*, 549, A110
- Geier S., Heber U., Edelmann H., Morales-Rueda L., Kilkenny D., O'Donoghue D., Marsh T. R., Copperwheat C., 2013, *A&A*, 557, A122
- Gianninas A., Strickland B. D., Kilic M., Bergeron P., 2013, *ApJ*, 766, 3
- Gianninas A., Hermes J. J., Brown W. R., Dufour P., Barber S. D., Kilic M., Kenyon S. J., Harrold S. T., 2014a, *ApJ*, 781, 104
- Gianninas A., Dufour P., Kilic M., Brown W. R., Bergeron P., Hermes J. J., 2014b, *ApJ*, preprint ([arXiv:1408.3118](https://arxiv.org/abs/1408.3118))
- Girven J., Brinkworth C. S., Farihi J., Gänsicke B. T., Hoard D. W., Marsh T. R., Koester D., 2012, *ApJ*, 749, 154
- Green J. C. et al., 2012, *ApJ*, 744, 60
- Holberg J. B., Barstow M. A., Green E. M., 1997, *ApJ*, 474, L127
- Hu H., Tout C. A., Glebbeek E., Dupret M.-A., 2011, *MNRAS*, 418, 195
- Iben I., Jr, Tutukov A. V., 1984, *ApJS*, 54, 335
- Iben I., Jr, Tutukov A. V., 1985, *ApJS*, 58, 661
- Iben I., Jr, Tutukov A. V., 1986, *ApJ*, 311, 742
- Jeffery C. S., Saio H., 2006, *MNRAS*, 371, 659
- Jura M., 2003, *ApJ*, 584, L91
- Jura M., 2006, *ApJ*, 653, 613
- Kaplan D. L., 2010, *ApJ*, 717, L108
- Kaplan D. L., Bhalerao V. B., van Kerkwijk M. H., Koester D., Kulkarni S. R., Stovall K., 2013, *ApJ*, 765, 158
- Kawaler S. D., 2004, in Maeder A., Eenens P., eds, *Proc. IAU Symp.* 215, *Stellar Rotation*. Astron. Soc. Pac., San Francisco, p. 561
- Klein B., Jura M., Koester D., Zuckerman B., Melis C., 2010, *ApJ*, 709, 950
- Kleinman S. J. et al., 2013, *ApJS*, 204, 5
- Koester D., 2009, *A&A*, 498, 517
- Koester D., 2010, *Mem. Soc. Astron. Ital.*, 81, 921
- Koester D., Gänsicke B. T., Farihi J., 2014, *A&A*, 566, A34
- Lacombe P., Wesemael F., Fontaine G., Liebert J., 1983, *ApJ*, 272, 660
- Marsh T. R., 2001, *MNRAS*, 324, 547
- Marsh T. R., Dhillon V. S., Duck S. R., 1995, *MNRAS*, 275, 828
- Michaud G., 1980, *AJ*, 85, 589
- Michaud G., Vauclair G., Vauclair S., 1983, *ApJ*, 267, 256
- Michaud G., Richer J., Richard O., 2011, *A&A*, 529, A60
- Panei J. A., Althaus L. G., Chen X., Han Z., 2007, *MNRAS*, 382, 779
- Paquette C., Pelletier C., Fontaine G., Michaud G., 1986, *ApJS*, 61, 197
- Rebassa-Mansergas A., Nebot Gómez-Morán A., Schreiber M. R., Girven J., Gänsicke B. T., 2011, *MNRAS*, 413, 1121
- Strittmatter P. A., Wickramasinghe D. T., 1971, *MNRAS*, 152, 47
- Talon S., Richard O., Michaud G., 2006, *ApJ*, 645, 634
- Tremblay P.-E., Bergeron P., Gianninas A., 2011, *ApJ*, 730, 128
- Unglaub K., Bues I., 2001, *A&A*, 374, 570
- van Maanen A., 1917, *PASP*, 29, 258
- Vauclair G., Vauclair S., Michaud G., 1978, *ApJ*, 223, 920
- Vauclair G., Vauclair S., Greenstein J. L., 1979, *A&A*, 80, 79
- Vennes S. et al., 2011, *ApJ*, 737, L16
- Veras D., 2014, *Celest. Mech. Dyn. Astron.*, 118, 315
- von Hippel T., Kuchner M. J., Kilic M., Mullally F., Reach W. T., 2007, *ApJ*, 662, 544
- Weidemann V., 1960, *ApJ*, 131, 638
- Xu S., Jura M., Klein B., Koester D., Zuckerman B., 2013, *ApJ*, 766, 132
- Zuckerman B., Koester D., Reid I. N., Hünsch M., 2003, *ApJ*, 596, 477
- Zuckerman B., Koester D., Melis C., Hansen B. M., Jura M., 2007, *ApJ*, 671, 872
- Zuckerman B., Melis C., Klein B., Koester D., Jura M., 2010, *ApJ*, 722, 725

This paper has been typeset from a $\text{\TeX}/\text{\LaTeX}$ file prepared by the author.